



US00D445928S

(12) **United States Design Patent**
Sharrah et al.

(10) **Patent No.:** **US D445,928 S**

(45) **Date of Patent:** **** Jul. 31, 2001**

(54) **KEYLIGHT**

(75) Inventors: **Raymond L. Sharrah**, Collegeville Borough; **Robert A. Kline**, Douglas Township, both of PA (US)

(73) Assignee: **Streamlight, Inc.**, Norristown, PA (US)

(**) Term: **14 Years**

(21) Appl. No.: **29/133,912**

(22) Filed: **Dec. 11, 2000**

(51) **LOC (7) Cl.** **26-02**

(52) **U.S. Cl.** **D26/38**

(58) **Field of Search** D26/37-50; 362/157, 362/158, 183-208; D3/63, 64, 99

(56) **References Cited**

U.S. PATENT DOCUMENTS

D. 292,243	*	10/1987	O'Grady	D26/38
D. 300,087	*	3/1989	Henderson	D26/38
D. 304,130	*	10/1989	Song	D26/38
D. 308,759	*	6/1990	Lui	D26/38
D. 313,504	*	1/1991	Charet	D26/38
D. 373,469		9/1996	Hamilton	.	
D. 375,372		11/1996	Allen	.	
4,392,186		7/1983	Cziment	.	
4,408,261		10/1983	Polakoff	.	
4,433,365		2/1984	Rousseau	.	
4,521,833		6/1985	Wolter	.	
4,692,846		9/1987	Johnson	.	
4,745,527		5/1988	Belverio, Jr. et al.	.	
4,831,504		5/1989	Nishizawa et al.	.	
5,158,356		10/1992	Guthrie	.	

5,303,131	4/1994	Wu	.
5,386,351	1/1995	Tabor	.
5,457,613	10/1995	Vandenbelt et al.	.
5,515,249	5/1996	Shiao	.
5,893,631	4/1999	Padden	.

* cited by examiner

Primary Examiner—Marcus A. Jackson

(74) *Attorney, Agent, or Firm*—Dann, Dorfman, Herrell and Skillman, P.C.

(57) **CLAIM**

The ornamental design for a keylight, as shown and described.

DESCRIPTION

FIG. 1 is an isometric view of an ornamental design of a key light according to the invention.

FIG. 2 is a top or cover side view of the ornamental key light design shown in FIG. 1.

FIG. 3 is a bottom view of the ornamental key light design shown in FIG. 1.

FIG. 4 is a side view of the ornamental key light design shown in FIG. 1.

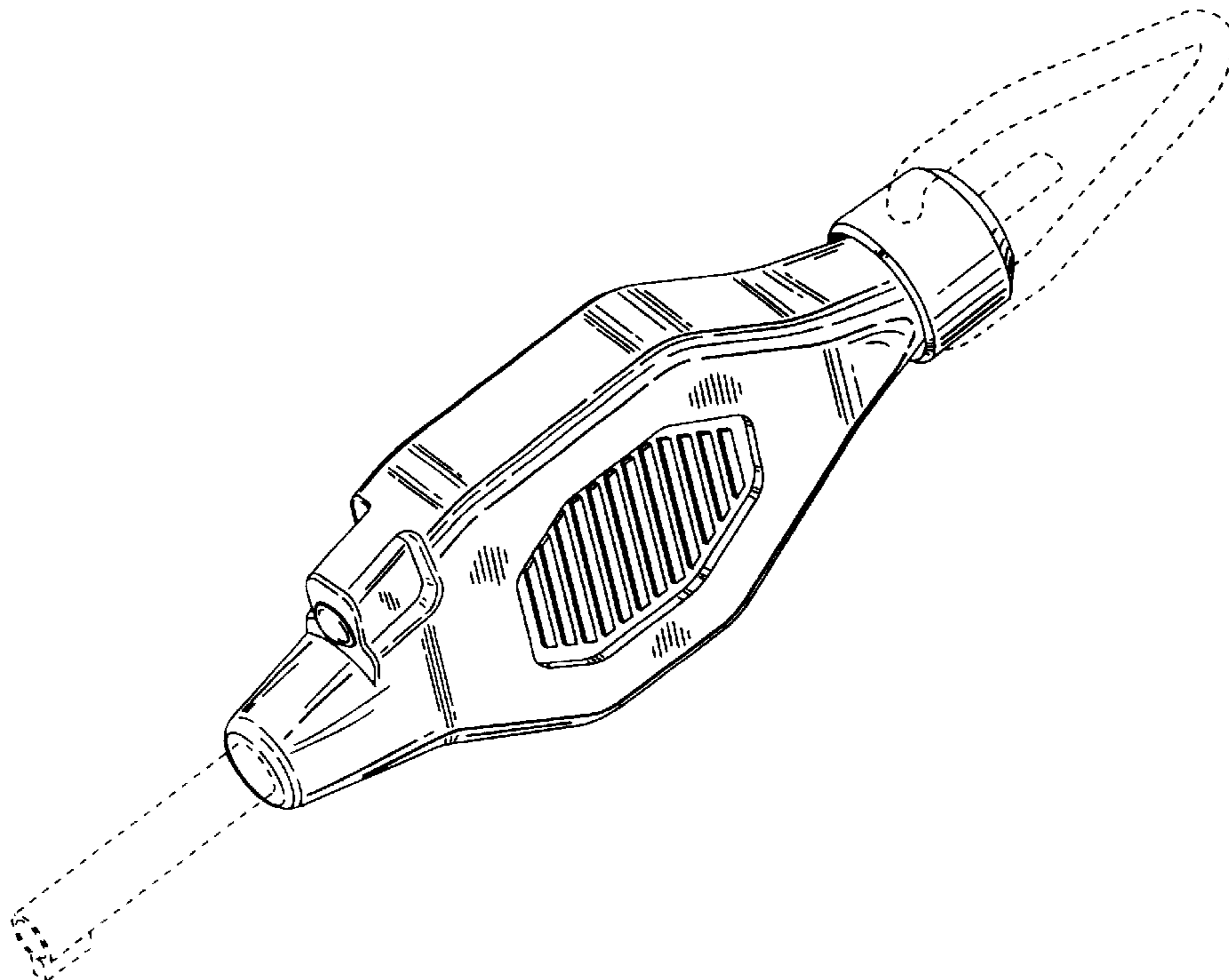
FIG. 5 is an opposite side view of the ornamental key light design shown in FIG. 1.

FIG. 6 is an end view of a key end of the ornamental key light design shown in FIG. 1; and,

FIG. 7 is an end view an opposite end of the ornamental key light design shown in FIG. 1.

Broken lines in the illustration of FIGS. 1-7 of the drawing indicates parts of the article that are not part of the design sought to be patented.

1 Claim, 4 Drawing Sheets



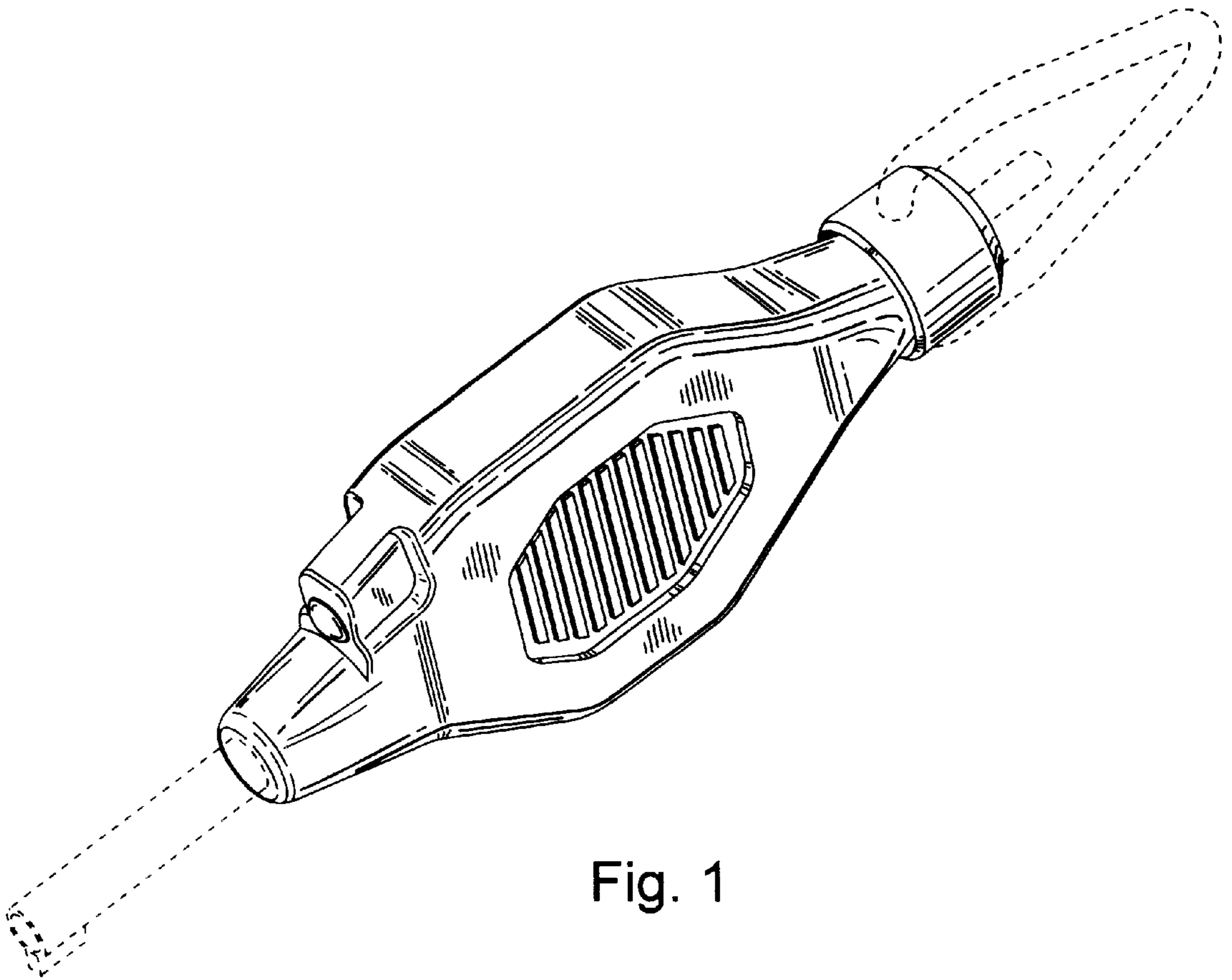


Fig. 1

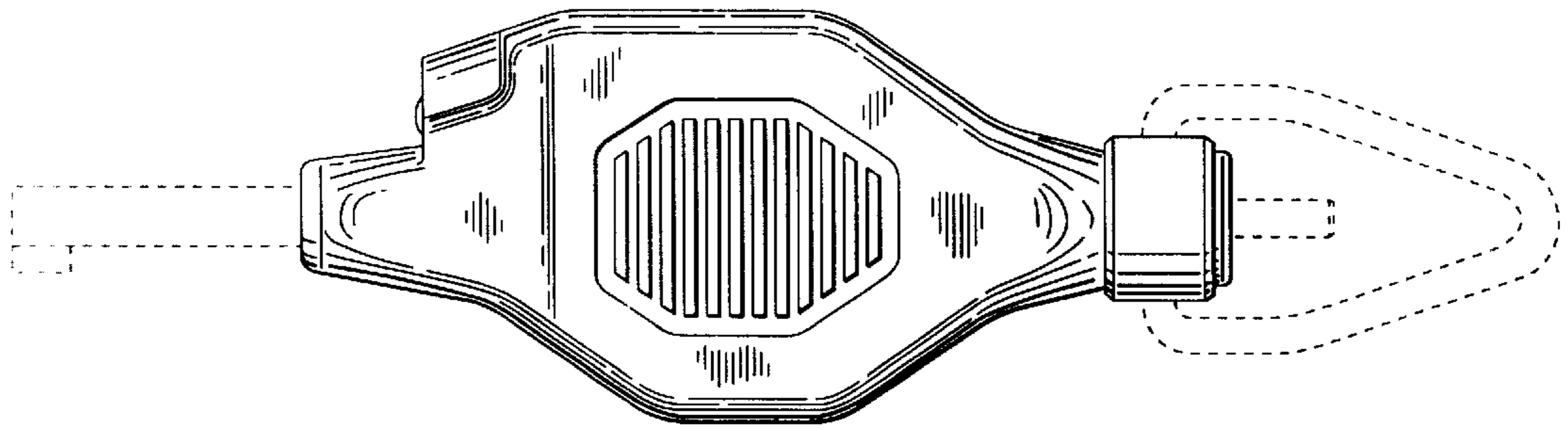


Fig. 2

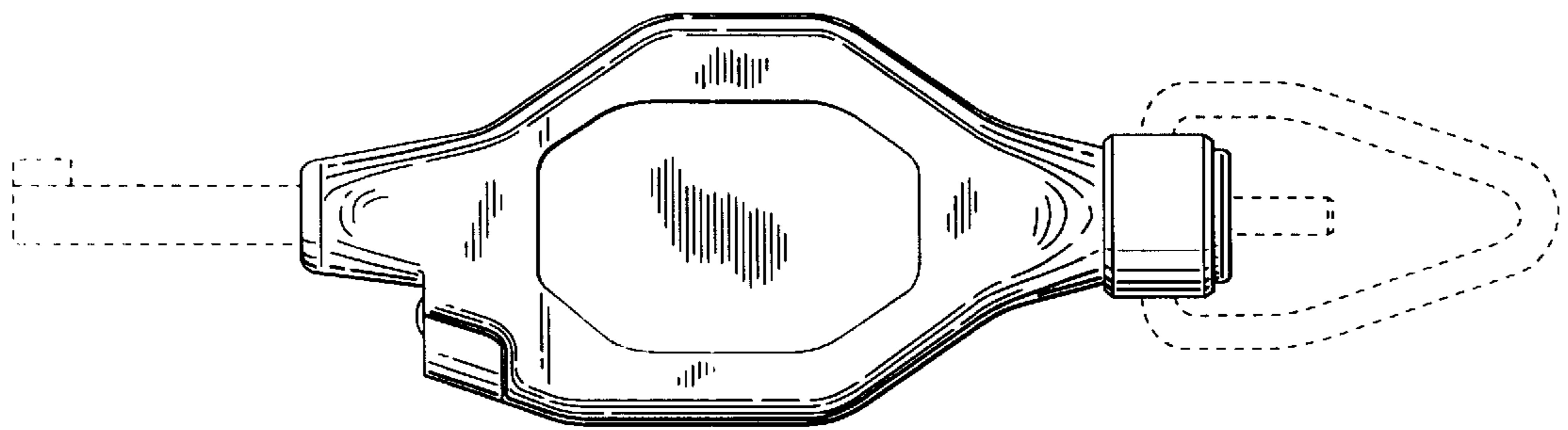


Fig. 3



Fig. 4




Fig. 5

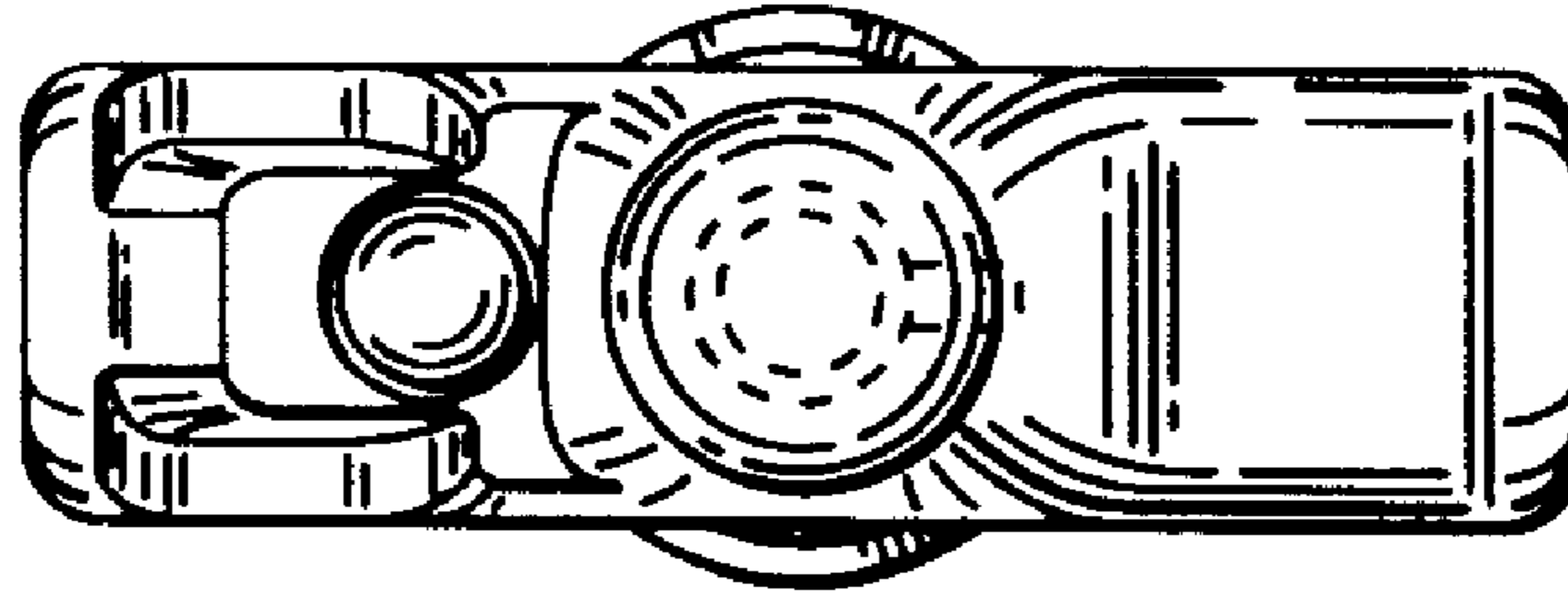


Fig. 6

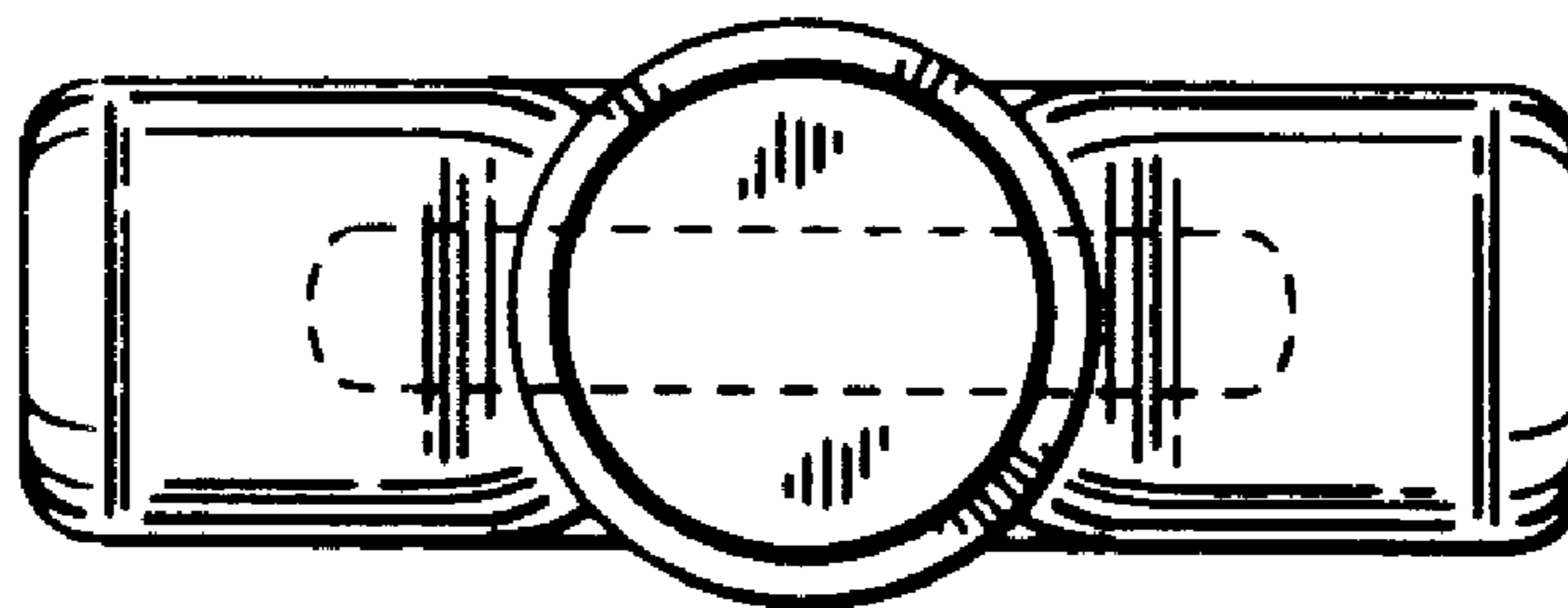


Fig. 7