



US00D445918S

(12) **United States Design Patent**
Saalburg

(10) **Patent No.:** **US D445,918 S**

(45) **Date of Patent:** **** Jul. 31, 2001**

(54) **GLASS EDGING**

2,105,265 * 1/1938 Reilly D25/106
5,001,876 * 3/1991 Harper et al. 52/208
6,045,891 * 4/2000 Garza 428/192

(75) Inventor: **Guillaume Saalburg, Paris (FR)**

(73) Assignee: **Saint-Gobain Vitrage Societe Anonyme, Courbevoie (FR)**

(**) Term: **14 Years**

* cited by examiner

Primary Examiner—Doris Clark

(74) *Attorney, Agent, or Firm*—Oblon, Spivak, McClelland, Maier & Neustadt, P.C.

(21) Appl. No.: **29/113,887**

(57) **CLAIM**

(22) Filed: **Nov. 16, 1999**

The ornamental design for glass edging, as shown and described.

(51) **LOC (7) Cl.** **25-01**

(52) **U.S. Cl.** **D25/103**

(58) **Field of Search** D25/103, 104,
D25/106, 109–111, 113; 428/34, 38, 46,
57, 60, 121, 192; 52/306, 308

DESCRIPTION

FIG. 1 is a top and left front perspective view of glass edging showing my design; and, FIG. 2 is a left side elevational view thereof, the right side elevational view being a mirror image of the side view shown.

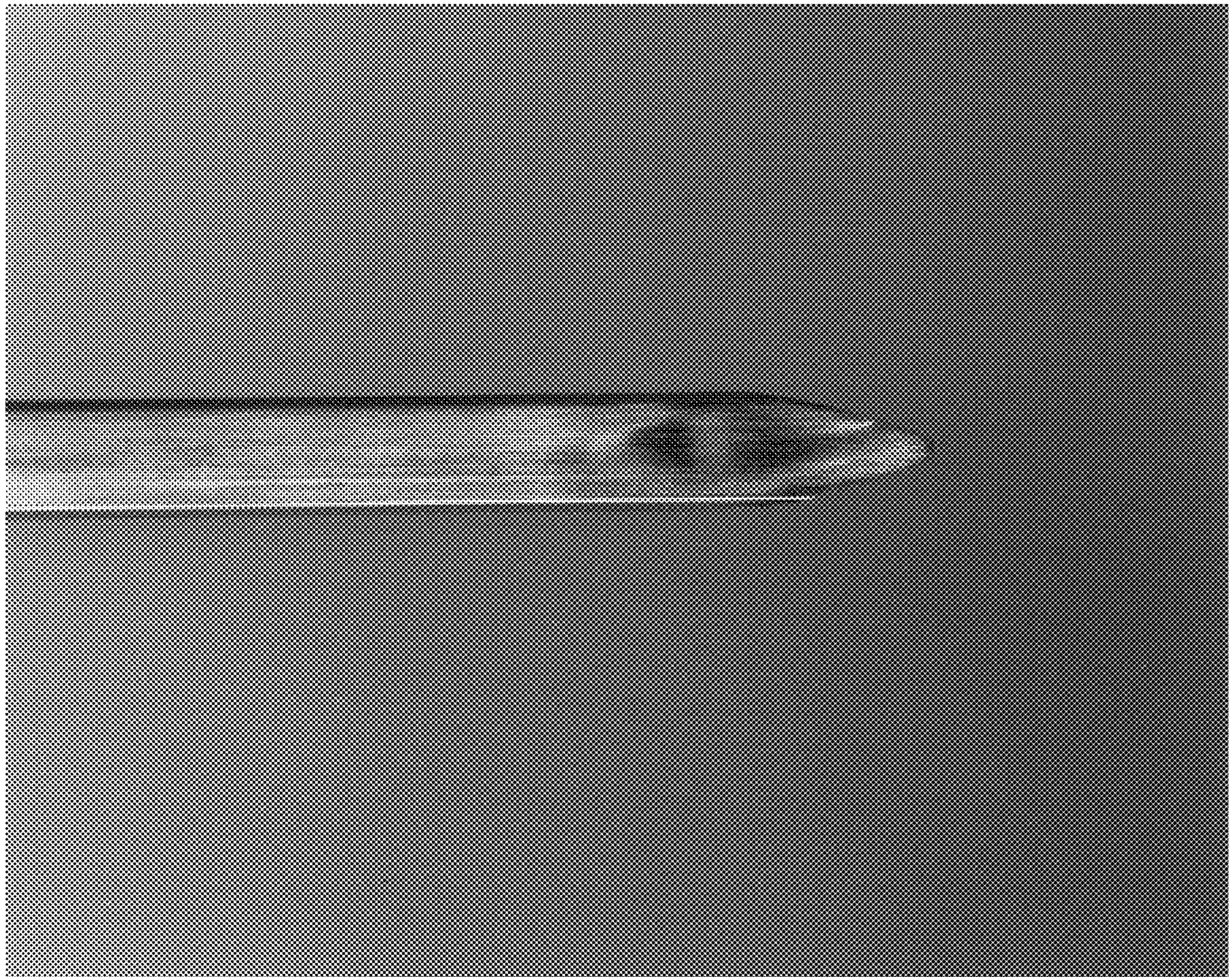
The top glass surface shown FIG. 1 forms no part of the claimed design.

(56) **References Cited**

U.S. PATENT DOCUMENTS

D. 42,422 * 4/1912 Mygatt D25/103
D. 97,318 * 10/1935 Galliano D25/103
2,068,798 * 1/1937 Gray D25/103

1 Claim, 1 Drawing Sheet






FIG. 1

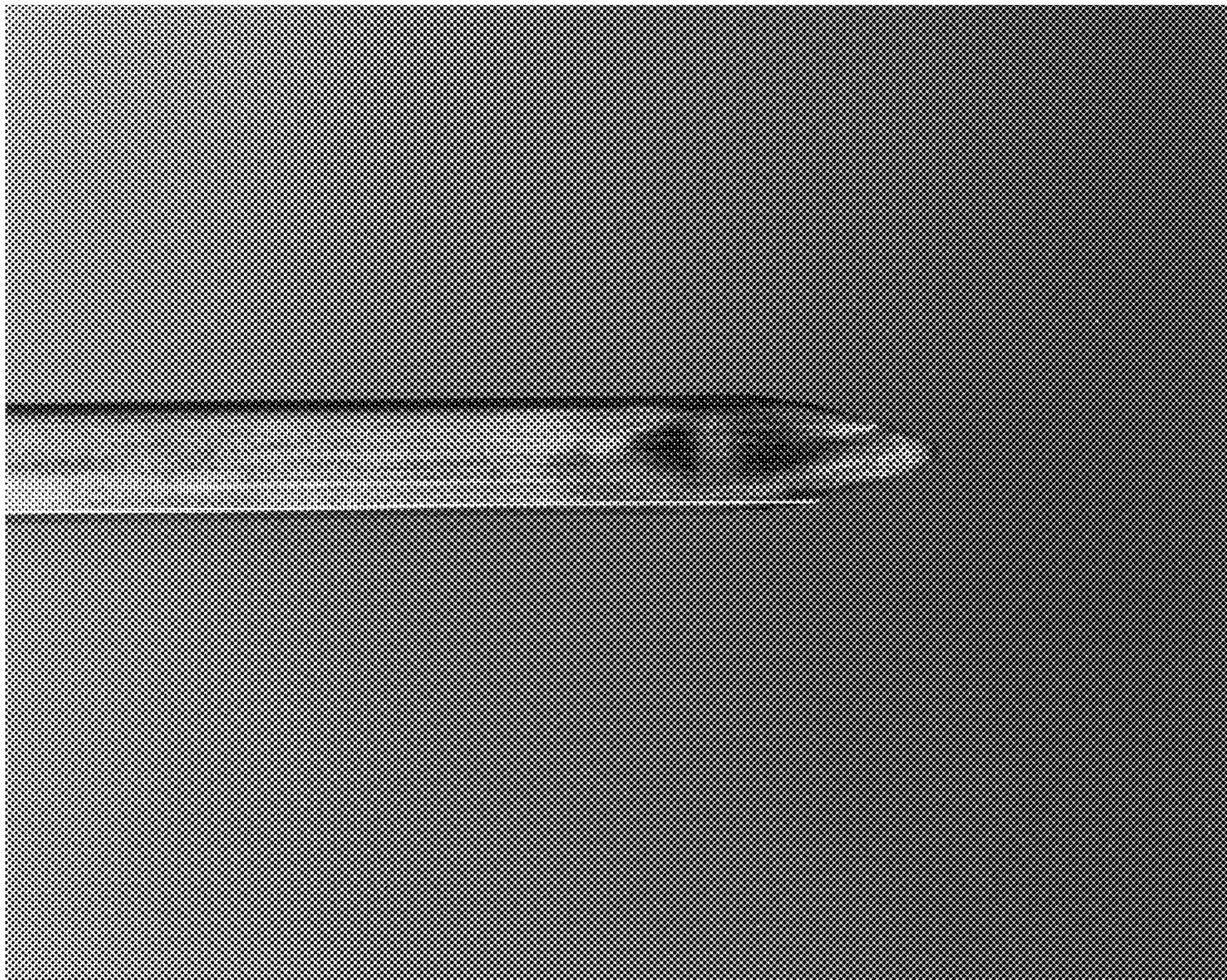


FIG. 2