



US00D445905S

(12) **United States Design Patent**
Hey

(10) **Patent No.:** **US D445,905 S**

(45) **Date of Patent:** **** Jul. 31, 2001**

(54) **COMBINED BACK AND BODY MASSAGER**

(76) Inventor: **Larry Ray Hey**, 1309 E. Fox La.,
Newcastle, OK (US) 73065

(**) Term: **14 Years**

(21) Appl. No.: **29/136,616**

(22) Filed: **Feb. 5, 2001**

(51) **LOC (7) Cl.** **24-04**

(52) **U.S. Cl.** **D24/211; D24/214**

(58) **Field of Search** D24/211, 214,
D24/200; 601/118, 119, 120, 129, 131,
134, 136, 137, 135

(56) **References Cited**

U.S. PATENT DOCUMENTS

D. 269,375	*	6/1983	Masuda	D24/211
D. 381,754	*	7/1997	Fani	D24/200
3,616,794		11/1971	Gromala	.	
3,664,334		5/1972	O'Neil	.	
3,845,758		11/1974	Anderson	.	
3,847,144		11/1974	Wright	.	
3,858,579		1/1975	Ching	.	
4,433,683		2/1984	McCoy et al.	.	

4,648,387	3/1987	Simmons	.
4,712,539	12/1987	Kim	.
4,945,900	8/1990	Masuda	.
5,364,338	11/1994	Terashima	.
5,575,760	11/1996	Masuda	.
5,577,995	11/1996	Walker et al.	.
5,577,996	11/1996	Gardner et al.	.
6,102,876	* 8/2000	Winger 601/135

* cited by examiner

Primary Examiner—Stella Reid

(74) *Attorney, Agent, or Firm*—Edward L. White

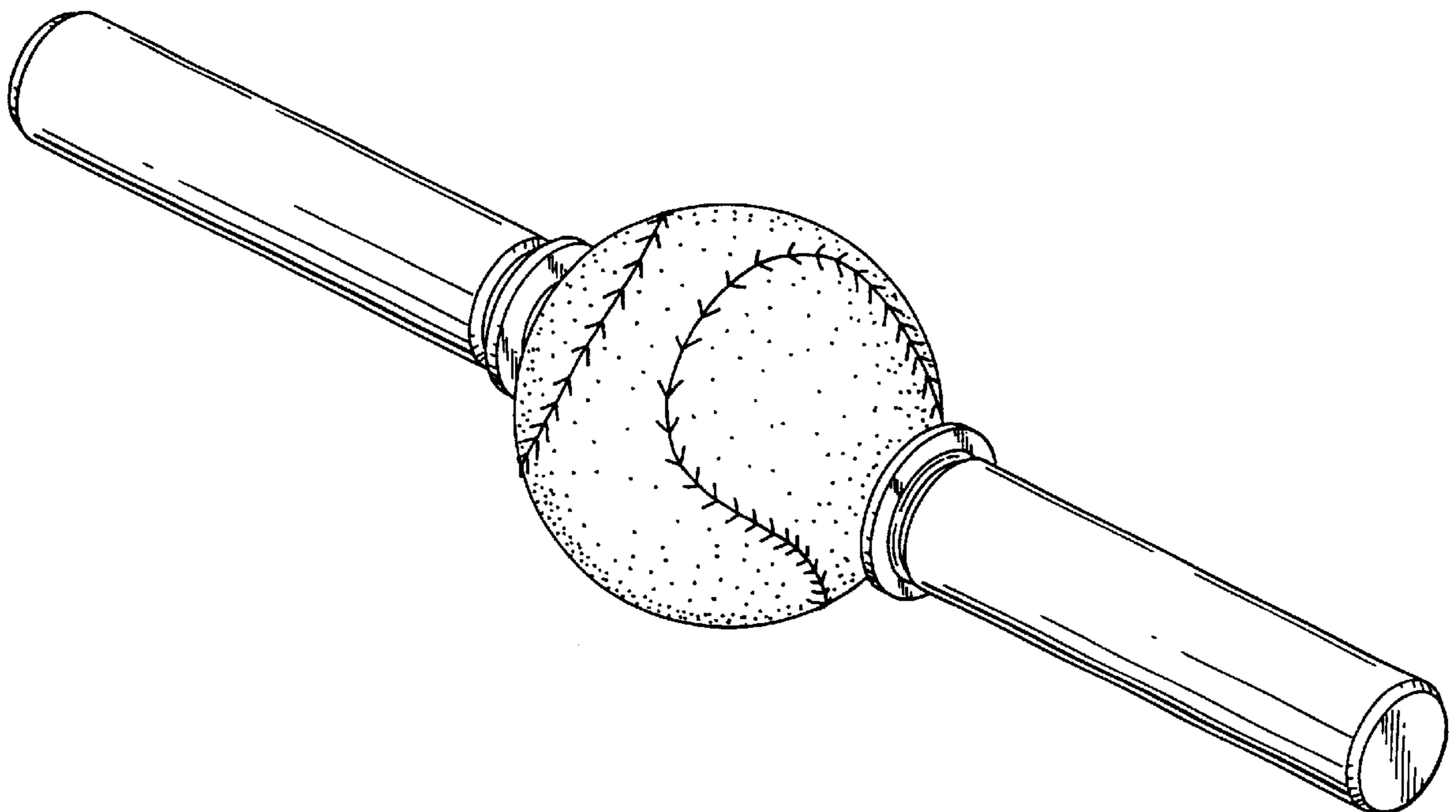
(57) **CLAIM**

The ornamental design for a combined back and body massager, as shown.

DESCRIPTION

FIG. 1 is a perspective view of a combined back and body massager, showing my new design;
FIG. 2 is a front elevational view thereof, the rear elevational view being essentially the same; and,
FIG. 3 is a side elevational view thereof, the opposite side elevational view being essentially the same.

1 Claim, 1 Drawing Sheet



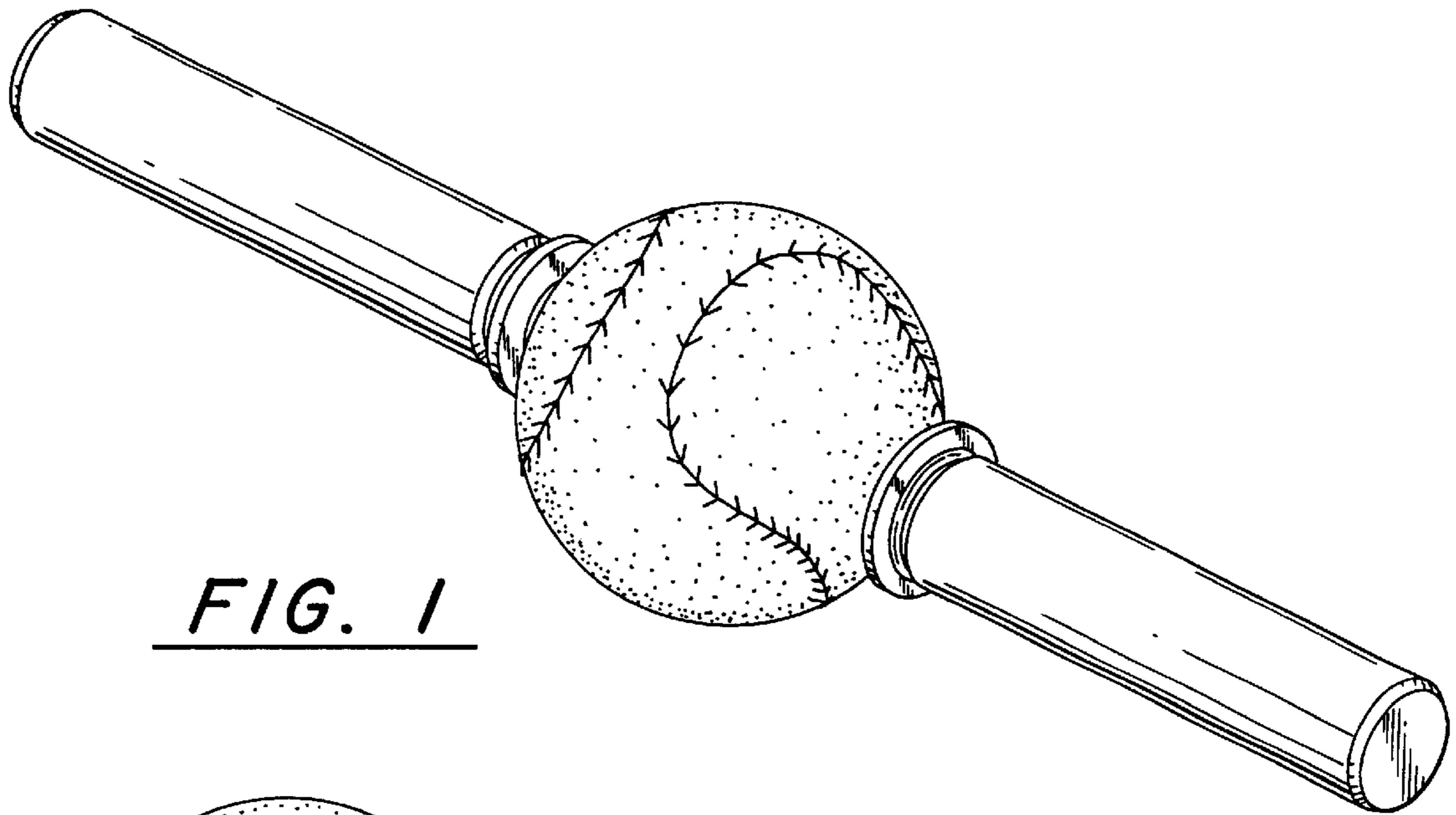


FIG. 1

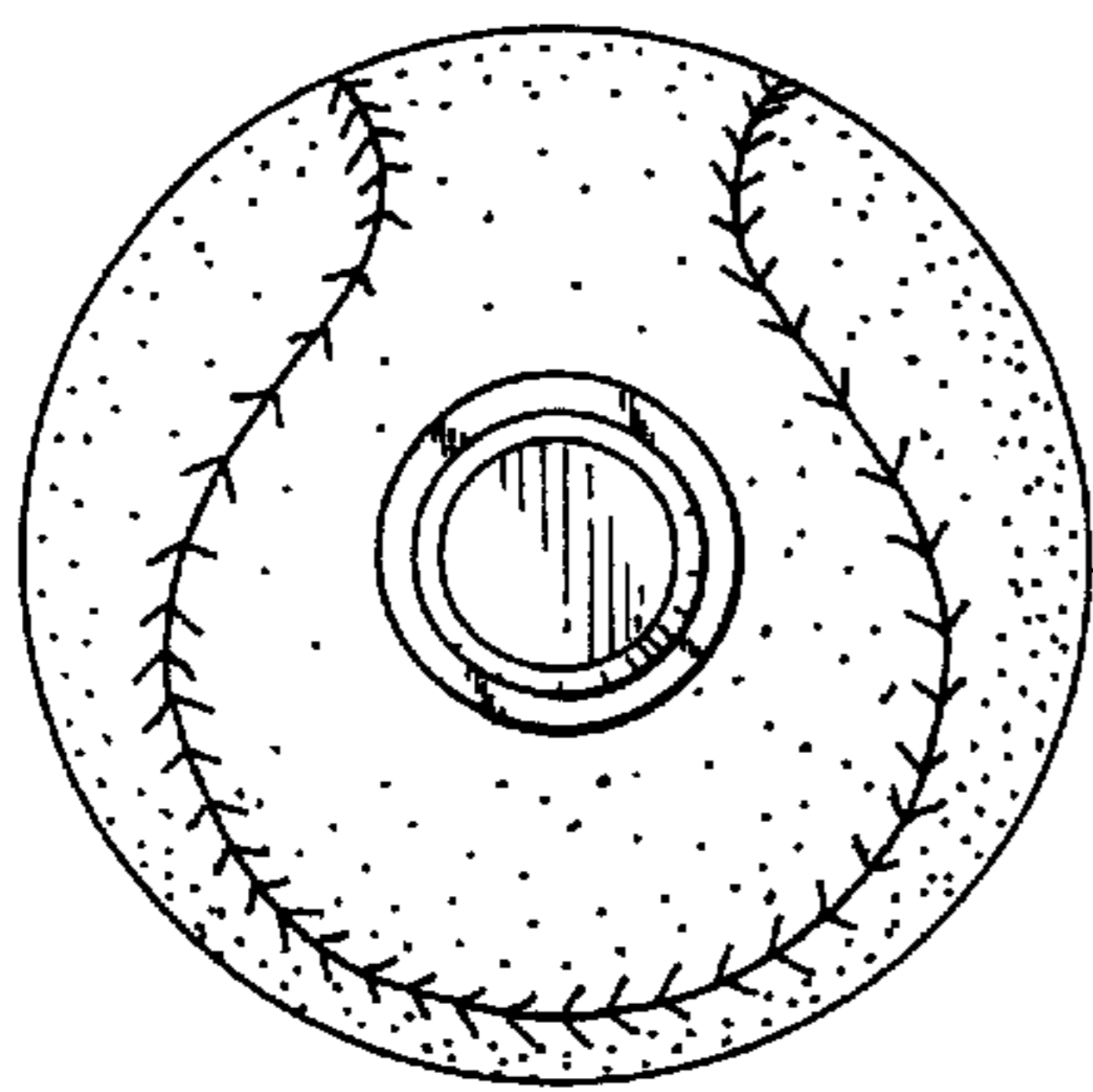


FIG. 2

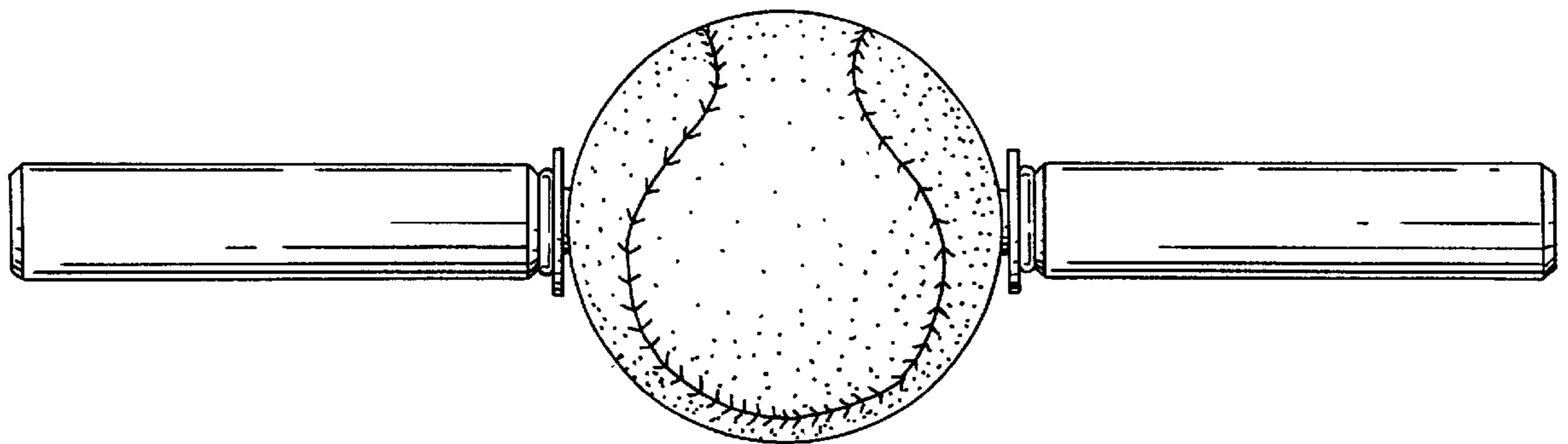


FIG. 3