



US00D445903S

(12) **United States Design Patent**  
**Anderson**

(10) **Patent No.:** **US D445,903 S**

(45) **Date of Patent:** **\*\* Jul. 31, 2001**

(54) **INFANT FEEDING PAD**

4,473,907 \* 10/1984 Maillard ..... 2/48  
6,000,664 \* 12/1999 Hood ..... 248/102

(76) Inventor: **Antonio Anderson**, 1300 Scenic Brook Trail, Conyers, GA (US) 30094

\* cited by examiner

(\*\*) Term: **14 Years**

*Primary Examiner*—Stella Reid

(74) *Attorney, Agent, or Firm*—Rodgers & Rodgers

(21) Appl. No.: **29/134,503**

(57) **CLAIM**

(22) Filed: **Dec. 26, 2000**

The ornamental design for an infant feeding pad, as shown and described.

(51) **LOC (7) Cl.** ..... **07-01**

(52) **U.S. Cl.** ..... **D24/199**

(58) **Field of Search** ..... D24/199; 248/102, 248/103, 104, 105, 106, 107

**DESCRIPTION**

FIG. 1 is a top plan view of an infant feeding pad showing my new design;

FIG. 2 is a bottom plan view thereof;

FIG. 3 is a side elevational view thereof, the opposite side being a mirror image thereof;

FIG. 4 is a lower end elevational view thereof; and,


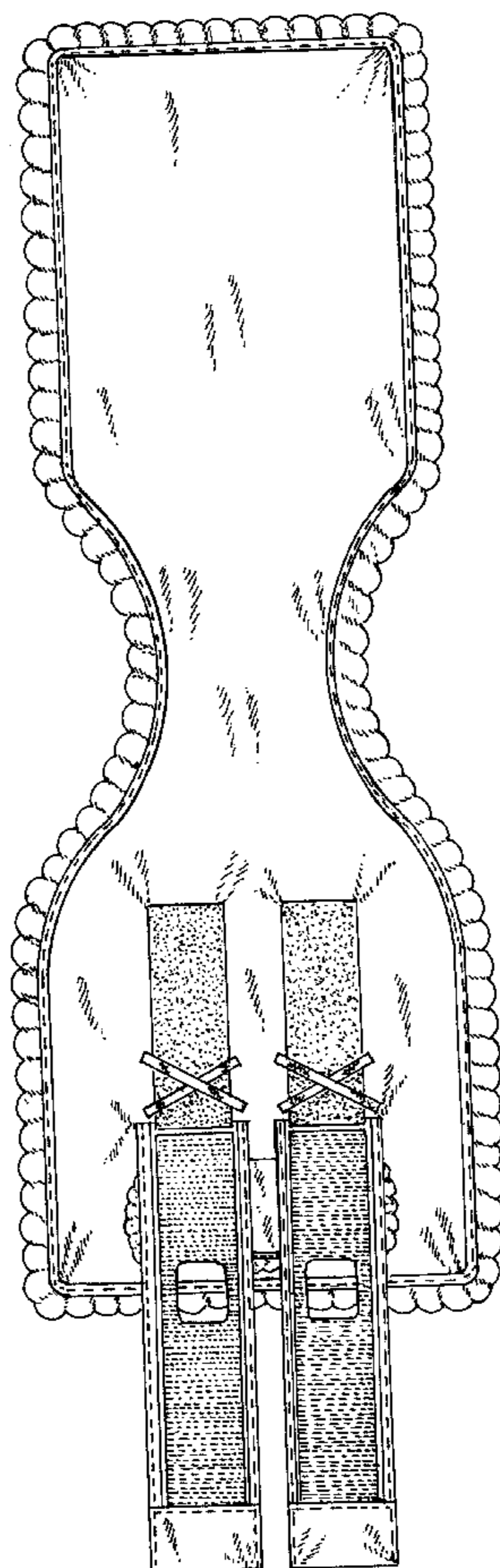
FIG. 5 is an upper end elevational view thereof.

(56) **References Cited**

**U.S. PATENT DOCUMENTS**

D. 234,980	*	4/1975	Tomlin	.....	D24/199
2,494,632	*	1/1950	Rodin	.....	248/102
2,631,288	*	3/1953	Daust	.....	248/102 X
3,850,393	*	11/1974	Marquard	.....	248/102
4,220,302	*	9/1980	Hampton et al.	.....	248/102

**1 Claim, 2 Drawing Sheets**



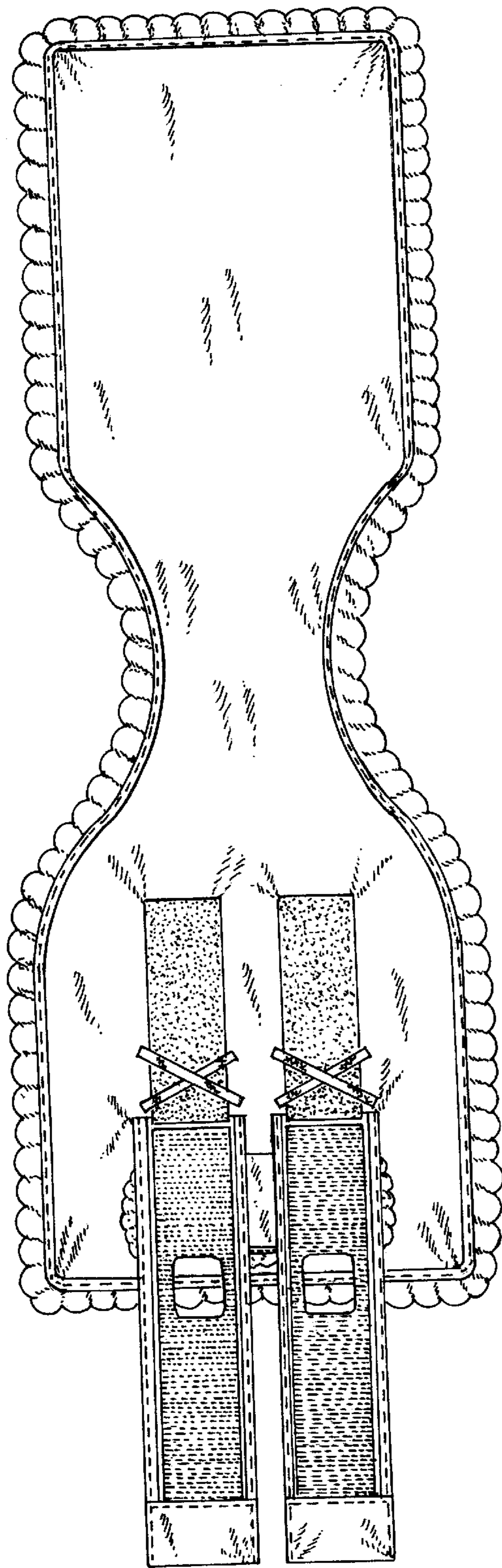


FIG. 1

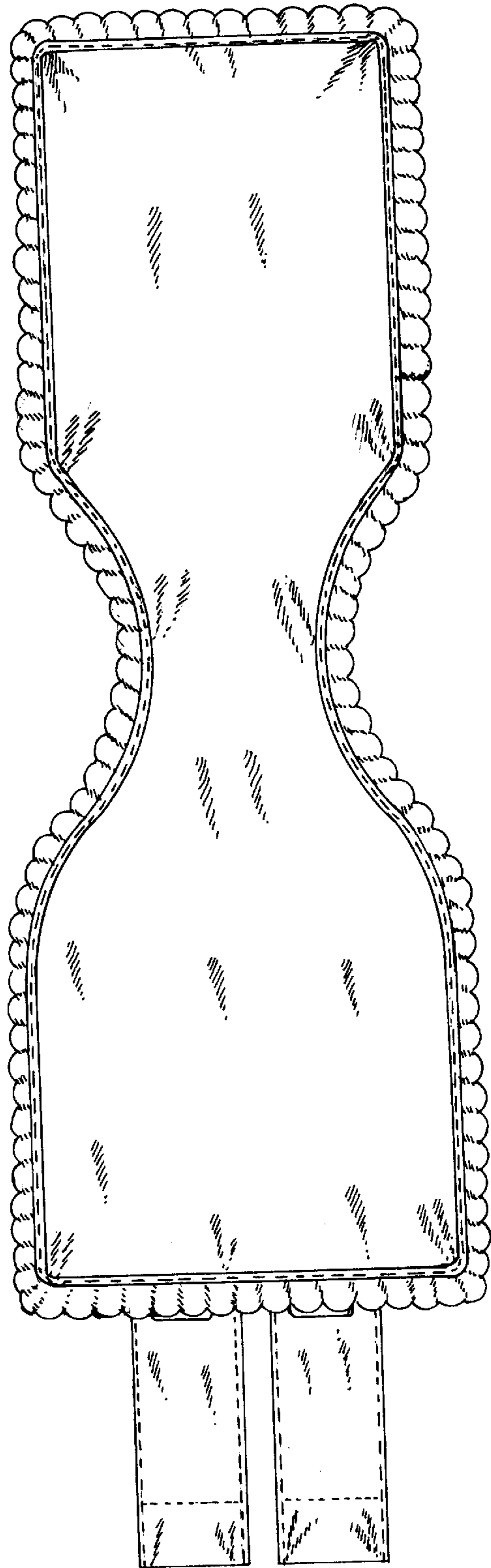


FIG. 2



FIG. 3



FIG. 5

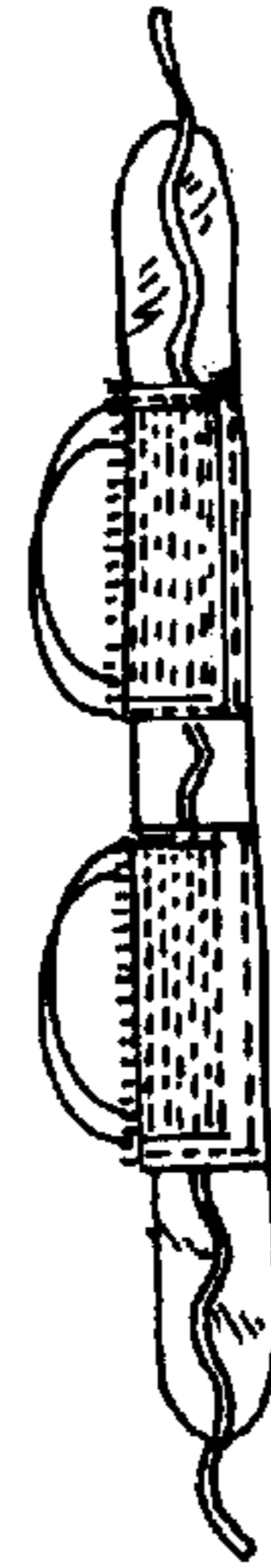


FIG. 4