



US00D445901S

(12) **United States Design Patent**
Sims

(10) **Patent No.:** **US D445,901 S**

(45) **Date of Patent:** **** Jul. 31, 2001**

(54) **SLEEP INDUCING DEVICE**

3,799,153 * 3/1974 Short 601/90

(76) **Inventor:** **Linda T. Sims**, 5162 Lakesprings Ct.,
Atlanta, GA (US) 30338

* cited by examiner

(**) **Term:** **14 Years**

Primary Examiner—Stella Reid

(74) *Attorney, Agent, or Firm*—Baker, Donelson, Bearman
& Caldwell

(21) **Appl. No.:** **29/120,325**

(57) **CLAIM**

(22) **Filed:** **Dec. 9, 1996**

The ornamental design for a sleep inducing device, as shown
and described.

(51) **LOC (7) Cl.** **24-04**

(52) **U.S. Cl.** **D24/188**

(58) **Field of Search** D24/188, 200;
607/141, 64, 72, 54; 600/27, 26; 601/90,
98

DESCRIPTION

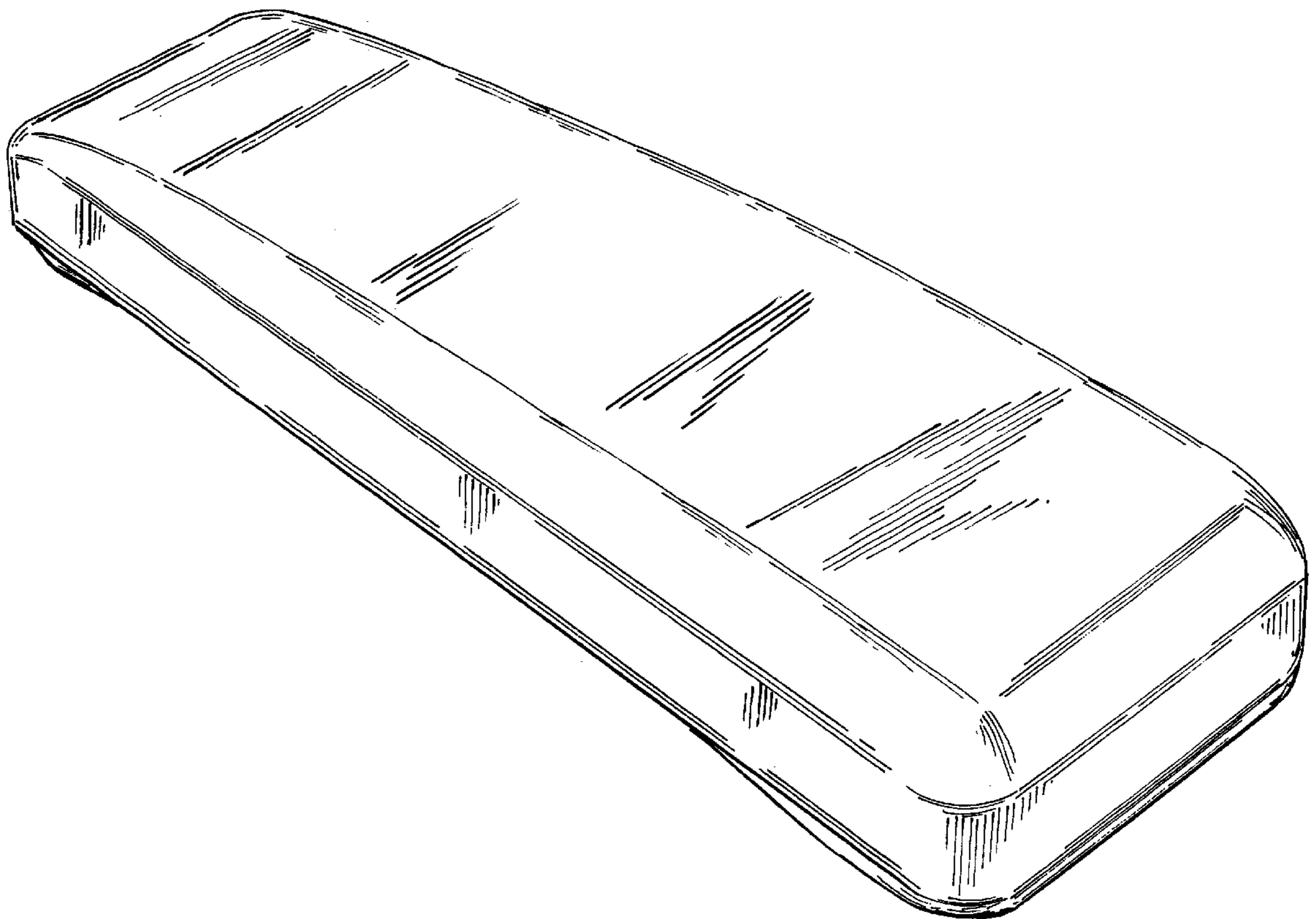
FIG. 1 is a perspective view of a sleep inducing device,
showing my new design;
FIG. 2 is a top view thereof;
FIG. 3 is a bottom view thereof;
FIG. 4 is a left side view thereof, the right side view being
a mirror image thereof;
FIG. 5 is a front view thereof; and,
FIG. 6 is a rear view thereof.

(56) **References Cited**

U.S. PATENT DOCUMENTS

- D. 244,878 * 6/1977 Brand D24/188
- 3,255,753 * 6/1966 Wing 607/72
- 3,376,870 * 4/1968 Yamamoto et al. 607/141
- 3,718,132 * 2/1973 Holt et al. 600/26

1 Claim, 3 Drawing Sheets



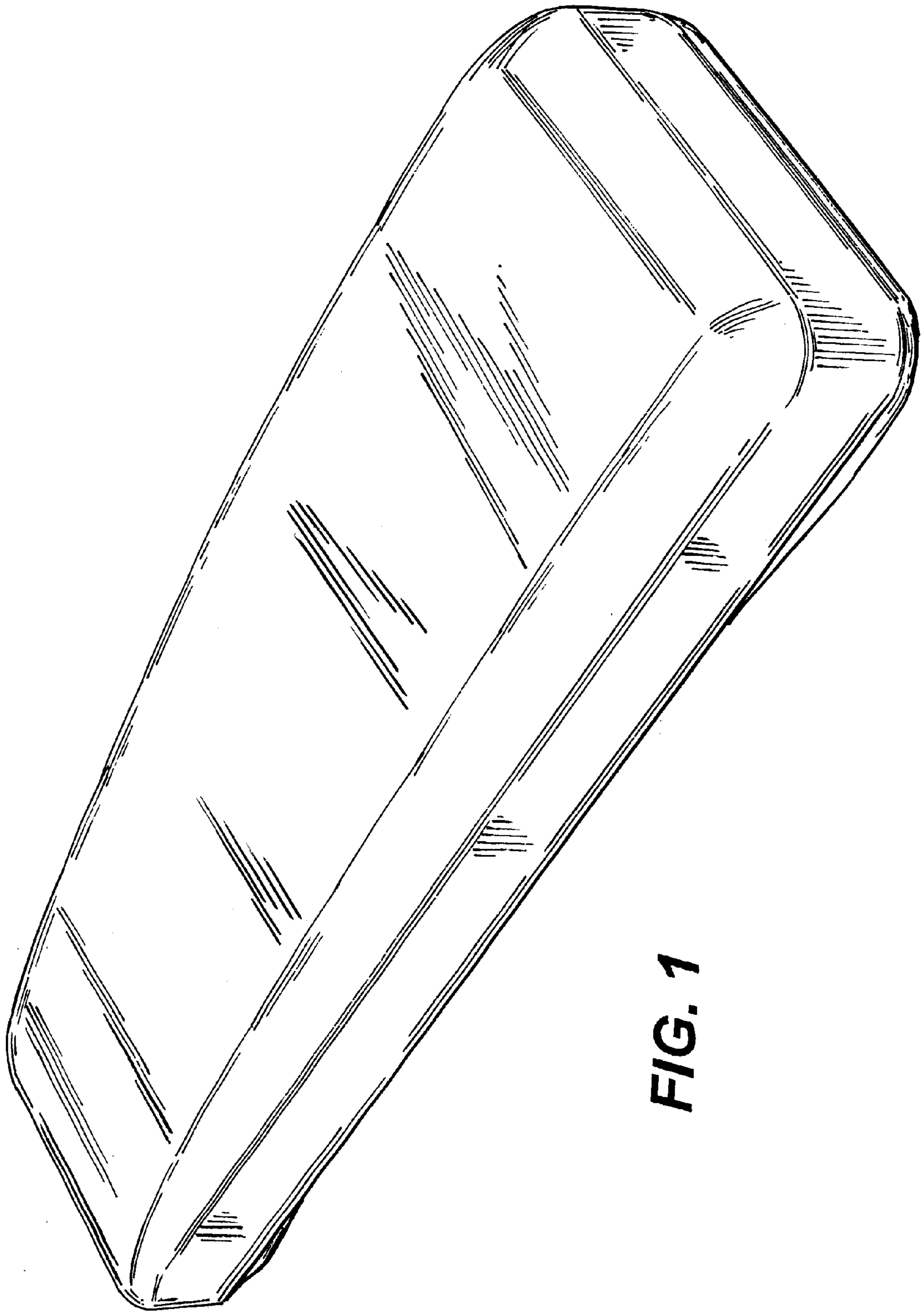


FIG. 1




FIG. 2




FIG. 3

FIG. 4


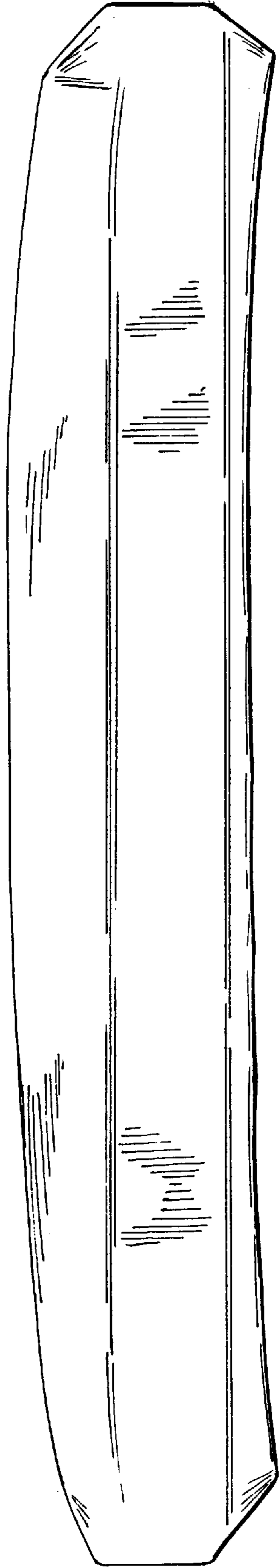


FIG. 5




FIG. 6