



US00D445868S

(12) **United States Design Patent**
Fischer

(10) **Patent No.:** **US D445,868 S**

(45) **Date of Patent:** **** Jul. 31, 2001**

(54) **TWO HANDED BASEBALL BATTING TRAINING DEVICE**

(76) **Inventor:** **Jeffrey A. Fischer**, 4430 Tedregal Ct., Calabasas, CA (US) 91302

(**) **Term:** **14 Years**

(21) **Appl. No.:** **29/133,646**

(22) **Filed:** **Nov. 29, 2000**

(51) **LOC (7) Cl.** **21-02**

(52) **U.S. Cl.** **D21/780; D21/725**

(58) **Field of Search** **D21/725, 780; 473/422, 437, 451, 453, 457**

(56) **References Cited**

U.S. PATENT DOCUMENTS

D. 339,621	*	9/1993	Briden	D21/725
D. 373,396	*	9/1996	Malwitz	D21/780
3,136,546	*	6/1964	Connolly	473/457 X
3,246,894	*	4/1966	Salisbury	473/457
6,050,908	*	4/2000	Muhlhausen	473/457

* cited by examiner

Primary Examiner—Dominic Simone

(74) *Attorney, Agent, or Firm*—Richard D. Slehofer

(57) **CLAIM**

The ornamental design for a two handed baseball batting training device, as shown and described.

DESCRIPTION

FIG. 1 is an isometric view of my two handed baseball batting training device showing my new design.

FIG. 2 is a front elevational view thereof, the rear view being identical;

FIG. 3 is a right side elevational view thereof, the left side being identical;

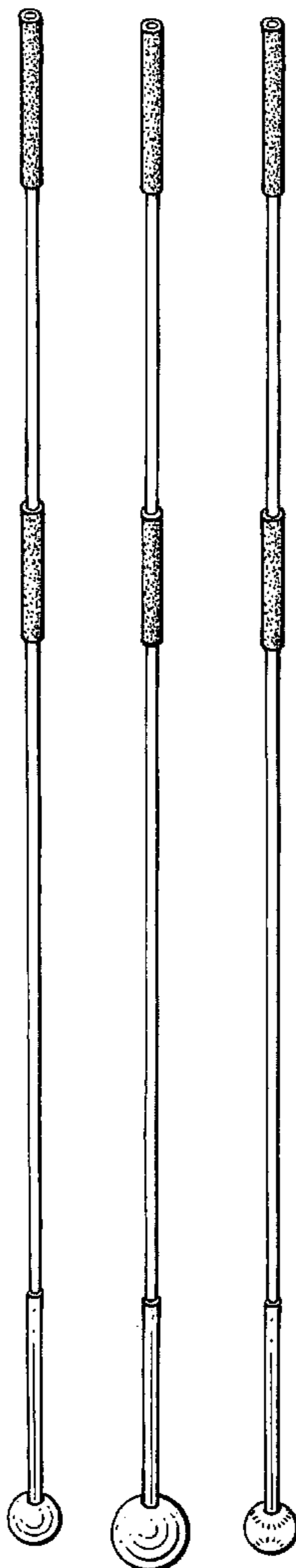
FIG. 4 is a top plan view thereof;

FIG. 5 is a bottom plan view thereof;

FIG. 6 is a perspective view of a second embodiment of FIG. 1; and,

FIG. 7 is a perspective view of a third embodiment of FIG. 1.

1 Claim, 1 Drawing Sheet



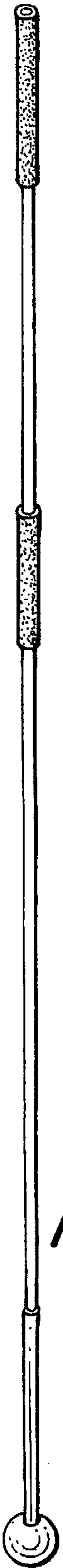


Fig. 1.

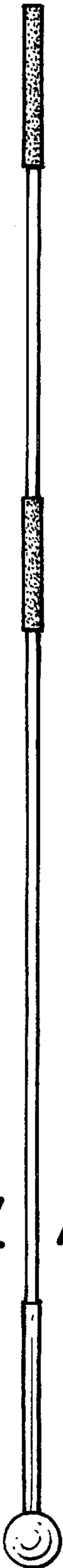


Fig. 2.

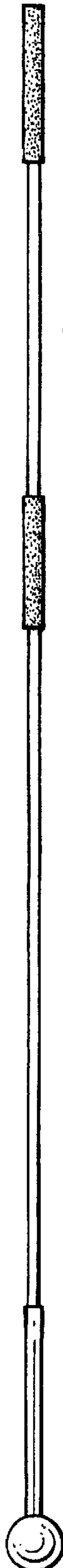


Fig. 3.



Fig. 4.



Fig. 5.



Fig. 6.

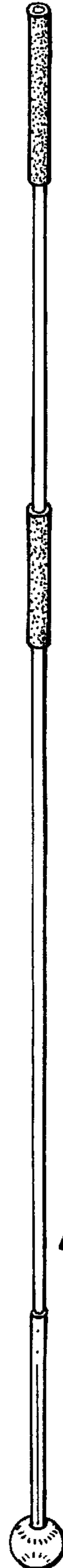


Fig. 7.