



US00D445859S

(12) **United States Design Patent**  
**Pitsenberger**

(10) **Patent No.:** **US D445,859 S**

(45) **Date of Patent:** **\*\* Jul. 31, 2001**

(54) **BAT**  
(75) **Inventor:** **Dan S. Pitsenberger**, Tullahoma, TN (US)  
(73) **Assignee:** **Worth, Inc.**, Tullahoma, TN (US)  
(\*\*) **Term:** **14 Years**

3,955,816 \* 5/1976 Bratt ..... 473/457  
4,343,467 \* 8/1982 Newcomb et al. .... 473/567  
5,695,419 \* 12/1997 Haringa ..... 473/564  
5,722,908 \* 3/1998 Feeney et al. .... 473/567  
6,053,828 \* 4/2000 Pitsenberger ..... 473/566  
6,159,116 \* 12/2000 Pitsenberger ..... 473/566

\* cited by examiner

(21) **Appl. No.:** **29/139,990**  
(22) **Filed:** **Apr. 10, 2001**

*Primary Examiner*—Mitchell Siegel  
(74) *Attorney, Agent, or Firm*—Wadley & Patterson;  
Lucian Wayne Beavers

**Related U.S. Application Data**

(63) Continuation of application No. 09/570,641, filed on May 15, 2000, which is a continuation of application No. 09/515,735, filed on Feb. 29, 2000, now Pat. No. 6,159,116, which is a division of application No. 08/959,418, filed on Oct. 28, 1997, now Pat. No. 6,053,828.

(51) **LOC (7) Cl.** ..... **21-02**  
(52) **U.S. Cl.** ..... **D21/725**  
(58) **Field of Search** ..... D21/725; 473/564-568,  
473/457

(57) **CLAIM**

What is claimed is the ornamental design for a bat, as shown and described.

**DESCRIPTION**

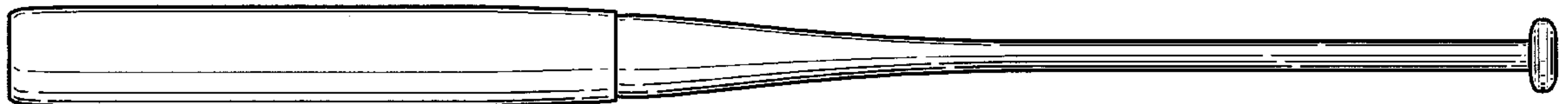
FIG. 1 is a side view of a bat of Applicant's invention.  
FIG. 2 is a left end view of the bat of FIG. 1; and,  
FIG. 3 is a right end view of the bat of FIG. 1.

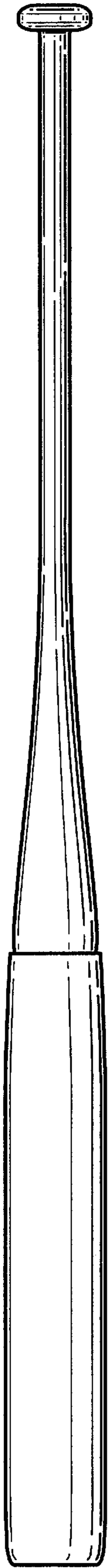
(56) **References Cited**

**U.S. PATENT DOCUMENTS**

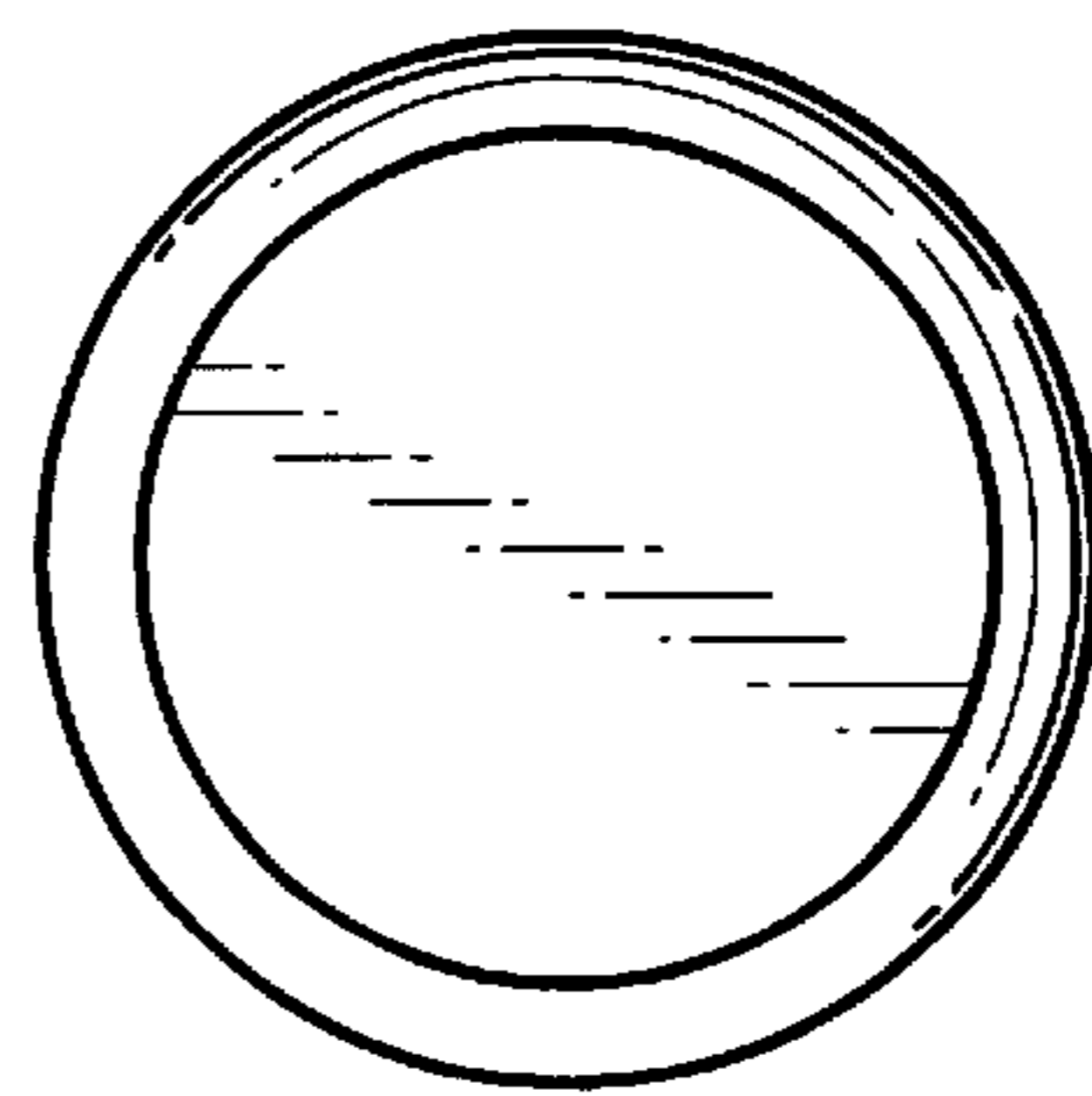
D. 310,114 \* 8/1990 Catherall ..... D21/725

**1 Claim, 1 Drawing Sheet**

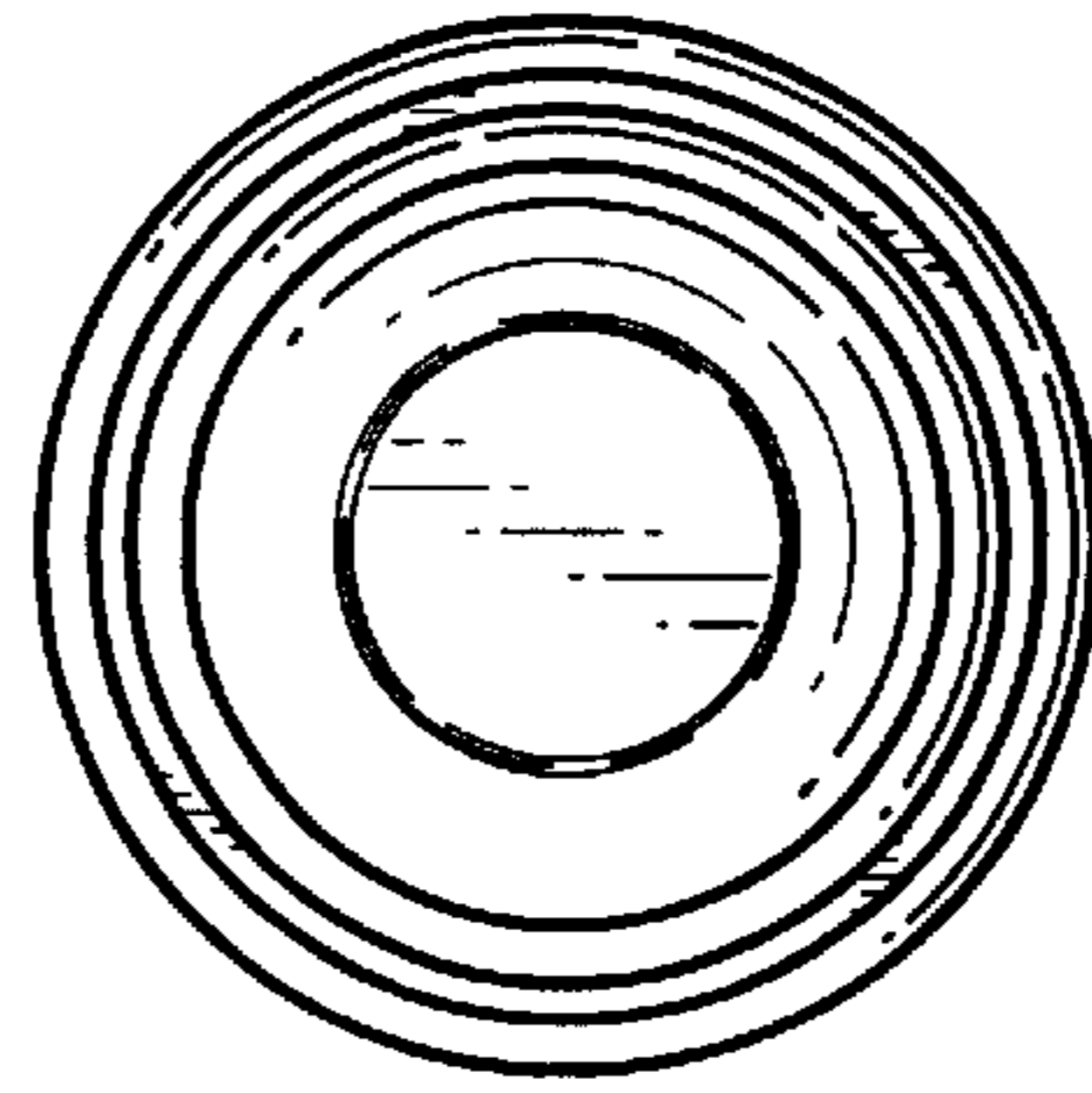




*FIG. 1*



*FIG. 2*



*FIG. 3*