



US00D445851S

(12) **United States Design Patent**
Larkins, Jr.

(10) **Patent No.:** **US D445,851 S**

(45) **Date of Patent:** **** Jul. 31, 2001**

(54) **UPPER BODY HAND HELD EXERCISE DEVICE**

(76) **Inventor:** **Richard T. Larkins, Jr.**, 4711 Worthington Rd., Westerville, OH (US) 43082

(**) **Term:** **14 Years**

(21) **Appl. No.:** **29/127,413**

(22) **Filed:** **Aug. 4, 2000**

(51) **LOC (7) Cl.** **21-02**

(52) **U.S. Cl.** **D21/662**

(58) **Field of Search** D21/662, 684; 446/236; 482/91, 131, 132, 126

(56) **References Cited**

U.S. PATENT DOCUMENTS

D. 350,997	*	9/1994	Connelly, III	D21/684
D. 374,048	*	9/1996	Lance	D21/662
3,109,651	*	11/1963	Wheeler	482/131
5,342,273	*	8/1994	Plendl et al.	482/126

5,735,781	*	4/1998	Pai	482/126
5,807,217	*	9/1998	Endelman	482/122
5,833,588	*	11/1998	Connelly, III et al.	482/126
5,964,637	*	10/1999	Hardaway	446/246
5,997,449	*	12/1999	Lee	482/131

* cited by examiner

Primary Examiner—Philip S. Hyder

(74) *Attorney, Agent, or Firm*—Thomas S. Baker, Jr.

(57) **CLAIM**

The ornamental design for an upper body hand held exercise device, as shown and described.


DESCRIPTION

FIG. 1 is a plan view of the upper body hand held exercise device of the present invention with the opposite side being a mirror image thereof;

FIG. 2 is a front view thereof; and,

FIG. 3 is a right side view of the upper body hand held exercise device of the present invention with the left side view being a mirror image thereof.

1 Claim, 1 Drawing Sheet



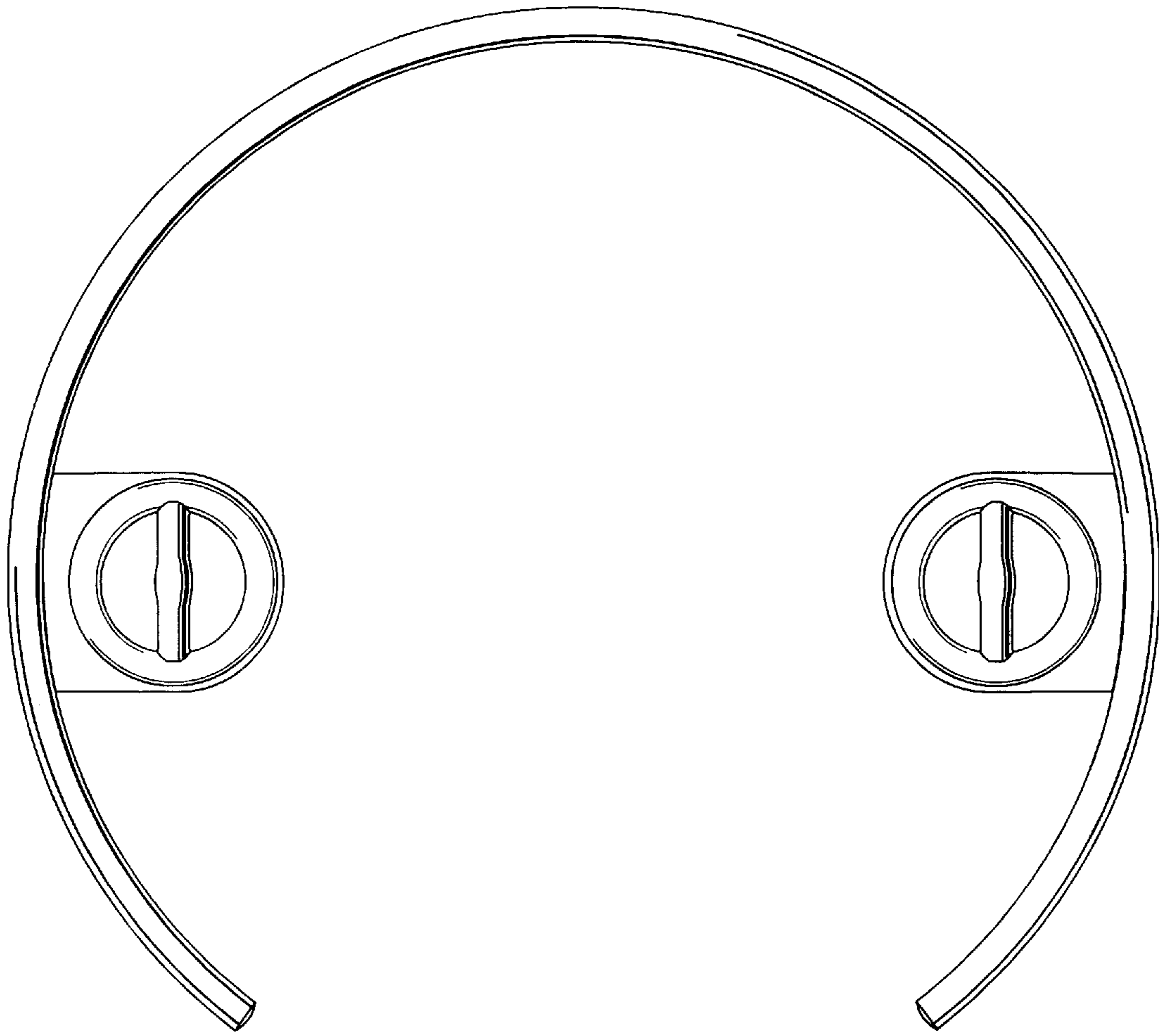


FIG. 1

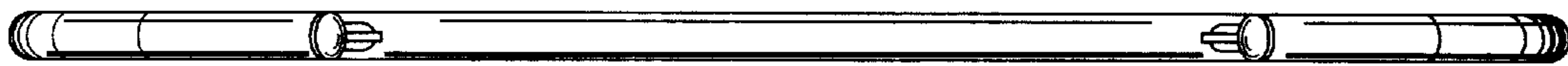


FIG. 2

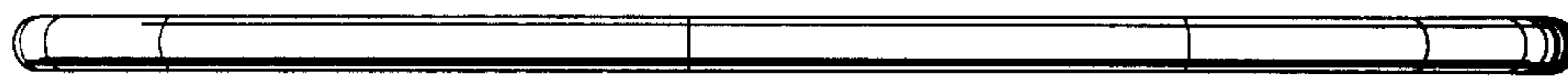


FIG. 3