



US00D445830S

(12) **United States Design Patent**  
**Yoon**

(10) **Patent No.:** **US D445,830 S**

(45) **Date of Patent:** **\*\* Jul. 31, 2001**

(54) **BALL POINT PEN**

(75) **Inventor:** **Chang Bong Yoon, Seoul (KR)**

(73) **Assignee:** **Dong-A Pencil Co., Ltd., Seoul (KR)**

(\*\*) **Term:** **14 Years**

(21) **Appl. No.:** **29/133,743**

(22) **Filed:** **Dec. 6, 2000**

(51) **LOC (7) Cl.** ..... **19-06**

(52) **U.S. Cl.** ..... **D19/48; D19/56**

(58) **Field of Search** ..... **D19/35, 36, 41-51,**  
**D19/53-58, 81-85; 401/99, 100, 103, 104,**  
**106, 113-116, 209, 88, 6, 7**

(56) **References Cited**

**U.S. PATENT DOCUMENTS**

- D. 169,307 \* 4/1953 Ferber ..... D19/55 X
- D. 338,038 \* 8/1993 Oka et al. .... D19/48
- D. 378,601 \* 3/1997 Sakuno ..... D19/48

- D. 400,922 \* 11/1998 Sakuno ..... D19/48
- D. 401,624 \* 11/1998 Sakuno ..... D19/51
- D. 407,114 \* 3/1999 Sakuno ..... D19/48

\* cited by examiner

*Primary Examiner*—Martie K. Holtje

(57) **CLAIM**

The ornamental design for a ball point pen, as shown and described.

**DESCRIPTION**

FIG. 1 is a front elevational view of a ball point pen, showing my new design;  
 FIG. 2 is a rear elevational view thereof;  
 FIG. 3 is a side elevational view taken from the left side of FIG. 1, the right side elevational view being a mirror image thereof;  
 FIG. 4 is a top plan view thereof;  
 FIG. 5 is a bottom plan view thereof; and,  
 FIG. 6 is a perspective view thereof.

**1 Claim, 1 Drawing Sheet**

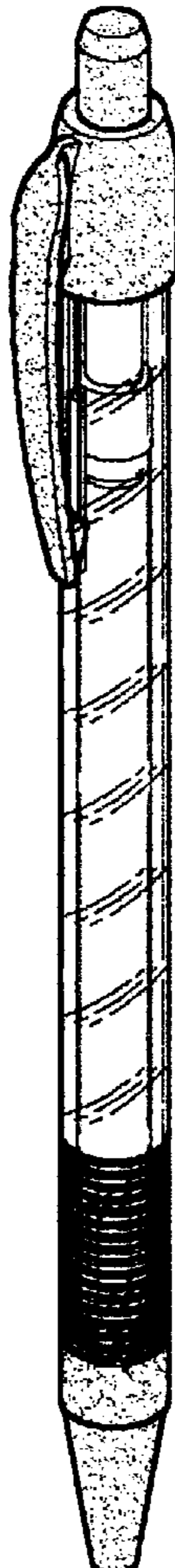


FIG. 1

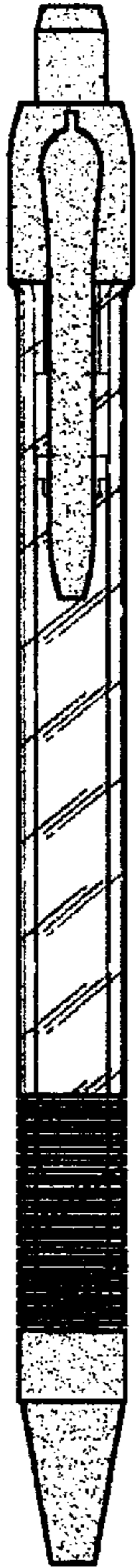


FIG. 2



FIG. 3

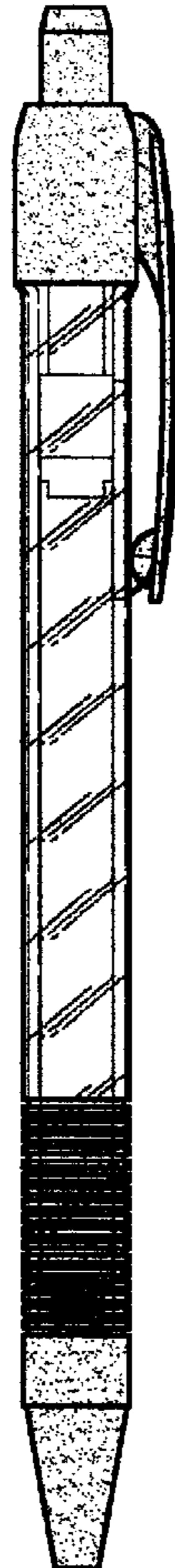


FIG. 6



FIG. 4



FIG. 5

