



US00D445829S

(12) **United States Design Patent**
Izushima

(10) **Patent No.:** **US D445,829 S**

(45) **Date of Patent:** **** Jul. 31, 2001**

(54) **WRITING INSTRUMENT**

(75) Inventor: **Hiromichi Izushima**, Kawagoe (JP)

(73) Assignee: **Kotobuki & Co., Ltd.**, Kyoto (JP)

(**) Term: **14 Years**

(21) Appl. No.: **29/123,258**

(22) Filed: **May 15, 2000**

(51) **LOC (7) Cl.** **19-06**

(52) **U.S. Cl.** **D19/48; D19/55; D19/56**

(58) **Field of Search** **D19/35, 36, 41-51,**
D19/53-58, 81-85; 401/99, 100-103, 105,
106, 109, 110, 115-116, 209

(56) **References Cited**

U.S. PATENT DOCUMENTS

D. 366,062	*	1/1996	Takahashi	D19/51
D. 385,918	*	11/1997	Katami	D19/57
D. 390,872	*	2/1998	Sunaga	D19/36
D. 403,705	*	1/1999	Izushima et al.	D19/51
D. 421,052	*	2/2000	Yazawa	D19/48
D. 431,262	*	9/2000	Izushima	D19/48

* cited by examiner

Primary Examiner—Martie K. Holtje

(74) *Attorney, Agent, or Firm*—McGinn & Gibb, PLLC

(57) **CLAIM**

The ornamental design for a writing instrument, as shown and described.

DESCRIPTION

FIG. 1 is a front elevational view of the writing instrument according to the present invention;
FIG. 2 is a right side elevational view of the writing instrument of FIG. 1, the left side being a mirror image of the right side;
FIG. 3 is a rear elevational view of the writing instrument of FIG. 1;
FIG. 4 is a top plan view of the writing instrument of FIG. 1;
FIG. 5 is a bottom plan view of the writing instrument of FIG. 1; and,
FIG. 6 is a perspective view of the writing instrument of FIG. 1.

1 Claim, 2 Drawing Sheets

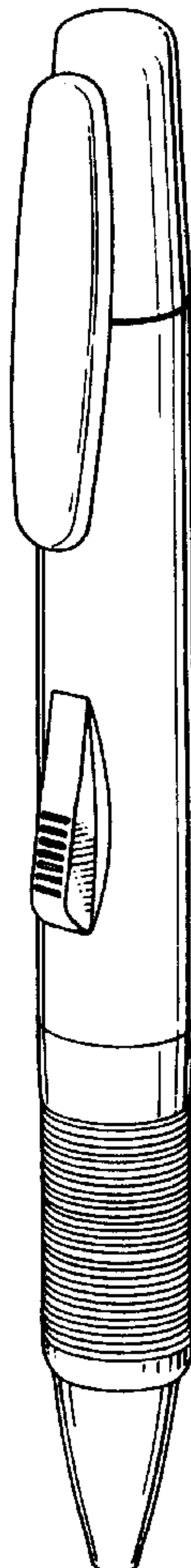


FIG. 2



FIG. 1

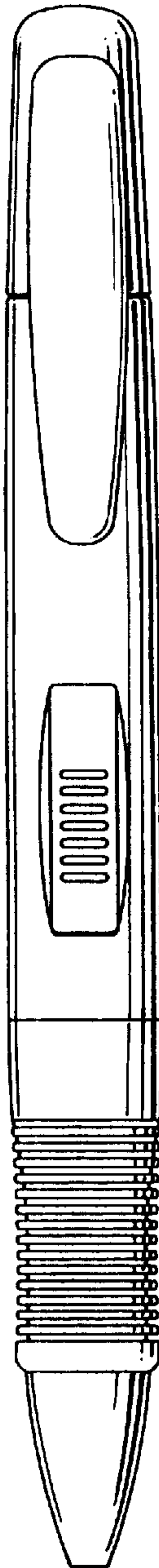


FIG. 3




FIG. 6



FIG. 4




FIG. 5

