



US00D445826S

(12) **United States Design Patent**
Baudino et al.

(10) **Patent No.:** **US D445,826 S**

(45) **Date of Patent:** **** Jul. 31, 2001**

(54) **WRITING IMPLEMENT**

(75) Inventors: **Rodney J. Baudino**, Woodridge;
Charles E. Bain, Dundee, both of IL
(US)

(73) Assignee: **Berol Corporation**, Freeport, IL (US)

(**) Term: **14 Years**

(21) Appl. No.: **29/132,550**

(22) Filed: **Nov. 10, 2000**

(51) **LOC (7) Cl.** **19-06**

(52) **U.S. Cl.** **D19/43; D19/51; D19/56;**
D19/57

(58) **Field of Search** D19/35, 36, 41-51,
D19/53-58, 81-85; 401/98, 199, 202, 262,
243-247

(56) **References Cited**

U.S. PATENT DOCUMENTS

| | | | | | |
|------------|---|---------|-----------------|-------|--------|
| D. 78,794 | * | 6/1929 | Sheaffer | | D19/55 |
| D. 96,022 | * | 6/1935 | Cuthbert | | D19/51 |
| D. 106,326 | | 10/1937 | Ressinger | . | |
| D. 145,587 | | 9/1946 | Reynolds | . | |
| D. 169,446 | * | 4/1953 | Kahn | | D19/51 |
| D. 240,817 | | 8/1976 | Funshashi | | D19/6 |
| D. 284,773 | | 7/1986 | Schwartz et al. | | D19/48 |
| D. 289,304 | | 4/1987 | Giugiaro | | D19/48 |
| D. 319,844 | | 9/1991 | Grotsch et al. | | D19/48 |
| D. 334,589 | | 4/1993 | Shike et al. | | D19/36 |
| D. 343,418 | * | 1/1994 | Dugelay | | D19/51 |
| D. 355,673 | | 2/1995 | Takashaski | | D19/48 |
| D. 361,346 | | 8/1995 | Johnson | | D19/50 |
| D. 378,601 | | 3/1997 | Sakuno | | D19/48 |
| D. 393,484 | | 4/1998 | Schubert | | D19/42 |
| D. 402,693 | | 12/1998 | Sunaga | | D19/48 |
| D. 414,807 | | 10/1999 | Baudino et al. | | D19/55 |
| D. 417,891 | | 12/1999 | Izushima | | D19/48 |
| D. 423,577 | | 4/2000 | Baudino et al. | | D19/48 |
| D. 423,578 | | 4/2000 | Izushima | | D19/48 |
| 768,985 | | 8/1904 | Goldsmith | . | |
| 779,082 | | 1/1905 | Huber et al. | . | |
| 1,376,115 | | 4/1921 | Record | . | |

| | | | | | |
|-----------|---|---------|----------------|-------|----------|
| 1,395,793 | | 11/1921 | Broschart | . | |
| 1,597,520 | | 8/1926 | Fischer | . | |
| 1,794,154 | * | 2/1931 | Cuthbert | | 24/11 F |
| 2,173,451 | | 9/1939 | Lorber | . | |
| 2,236,194 | | 3/1941 | Lorber | | 120/103 |
| 2,443,571 | | 6/1948 | Wherry | | 120/103 |
| 2,911,950 | | 11/1959 | Freeman | | 120/42.4 |
| 2,985,906 | | 5/1961 | Reimann | | 15/507 |
| 3,604,817 | * | 9/1971 | Funahashi | | 401/199 |
| 4,595,307 | | 6/1986 | Heyden | | 401/117 |
| 5,000,599 | | 3/1991 | McCall et al. | | 401/6 |
| 5,009,533 | | 4/1991 | Kageyama | | 401/65 |
| 5,294,206 | | 3/1994 | Mukunoki | | 401/206 |
| 5,354,140 | | 10/1994 | Diakoulas | | 401/6 |
| 5,468,083 | | 11/1995 | Chesar | | 401/6 |
| 5,555,602 | | 9/1996 | Leamond | | 15/428 |
| 5,735,622 | | 4/1998 | Melnick et al. | | 401/96 |
| 5,876,134 | | 3/1999 | Tseng et al. | | 401/6 |

(List continued on next page.)

Primary Examiner—Martie K. Holtje
(74) *Attorney, Agent, or Firm*—Marshall, O’Toole,
Gerstein, Murray & Borun

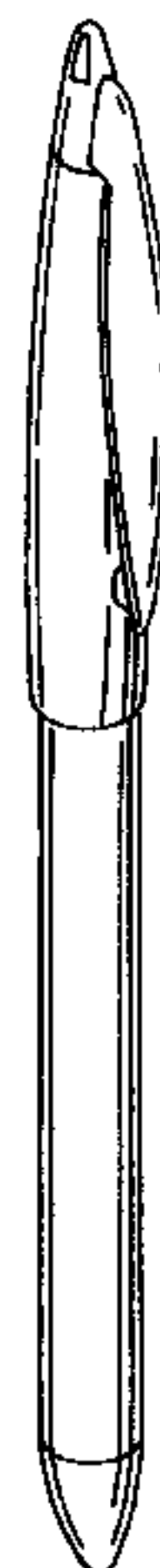
(57) **CLAIM**

The ornamental design for a “writing implement”, as shown and described.

DESCRIPTION

FIG. 1 is a perspective view of a writing implement showing our new design;
FIG. 2 is a front elevational view of the writing implement shown in FIG. 1;
FIG. 3 is a left side elevational view of the writing implement shown in FIG. 1;
FIG. 4 is a right side elevational view of the writing implement shown in FIG. 1;
FIG. 5 is a rear elevational view of the writing implement shown in FIG. 1;
FIG. 6 is a top plan view of the writing implement shown in FIG. 1; and,
FIG. 7 is a bottom plan view of the writing implement shown in FIG. 1.

1 Claim, 1 Drawing Sheet



US D445,826 S

Page 2

| U.S. PATENT DOCUMENTS | | | |
|-----------------------|---------|------------------|------------------------------------|
| | | 5,997,200 | 12/1999 Kageyama et al. 401/6 |
| | | 6,019,534 | 2/2000 Heins 401/6 |
| 5,913,629 | 6/1999 | Hazard | 401/33 |
| 5,926,901 | 7/1999 | Tseng et al. | 15/167.1 |
| 5,988,909 | 11/1999 | Luke, Jr. et al. | 401/6 |

* cited by examiner

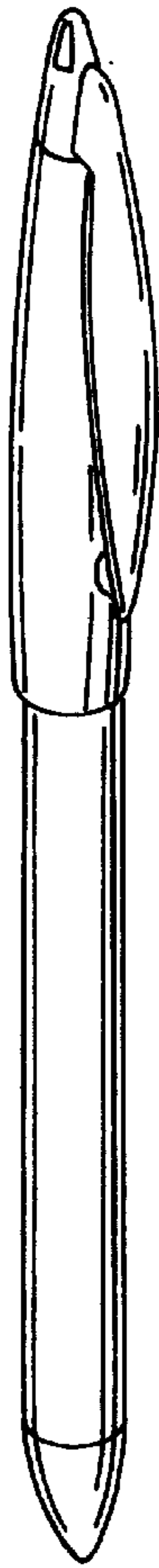


FIG. 1

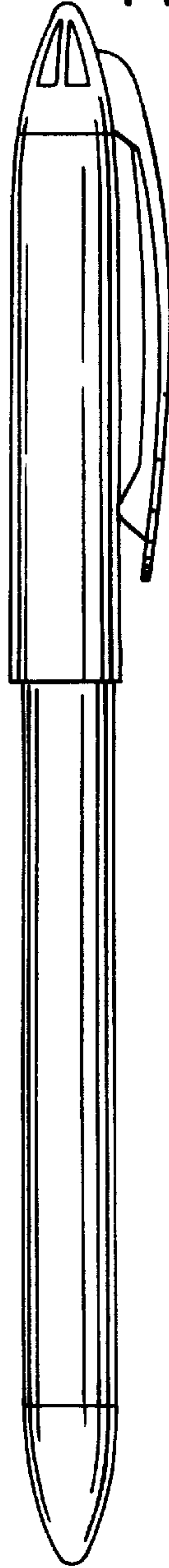


FIG. 3




FIG. 4

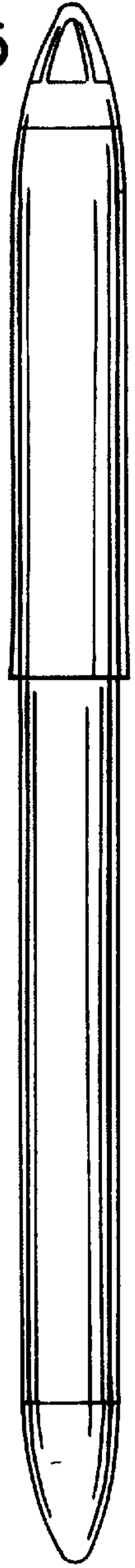


FIG. 5

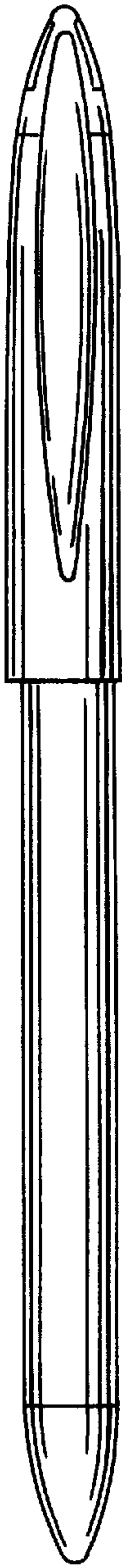


FIG. 2



FIG. 6




FIG. 7