



US00D445809S

(12) **United States Design Patent**
Alexander, IV

(10) **Patent No.:** **US D445,809 S**
(45) **Date of Patent:** **** Jul. 31, 2001**

(54) **CUTTING TOOL INSERT**

FOREIGN PATENT DOCUMENTS

(75) Inventor: **William M. Alexander, IV**, North Huntingdon, PA (US)

19703848 7/1998 (DE) .

(73) Assignee: **Kennametal Inc.**, Latrobe, PA (US)

OTHER PUBLICATIONS

(**) Term: **14 Years**

Patent Cooperation Treaty (PCT) International Search Report, International Application No. PCT/US 00/19806, dated Oct. 10, 2000 (3 pp.).

(21) Appl. No.: **29/131,088**

Kennametal brochure, "Top Notch® Turning System," Catalog 9004, 16 pages (1999).

(22) Filed: **Oct. 13, 2000**

Kennametal Brochure, "KennaMAX KennaPERFECT Turning System" ©(1999) A99-141.

Related U.S. Application Data

* cited by examiner

(62) Division of application No. 29/118,290, filed on Feb. 7, 2000.

Primary Examiner—Antoine Duval Davis

(51) **LOC (7) Cl.** **15-09**

(74) *Attorney, Agent, or Firm*—John J. Prizzi

(52) **U.S. Cl.** **D15/139**

(57) **CLAIM**

(58) **Field of Search** D15/139; 407/113-118

The ornamental design for a cutting tool insert, as shown and described.

(56) **References Cited**

DESCRIPTION

U.S. PATENT DOCUMENTS

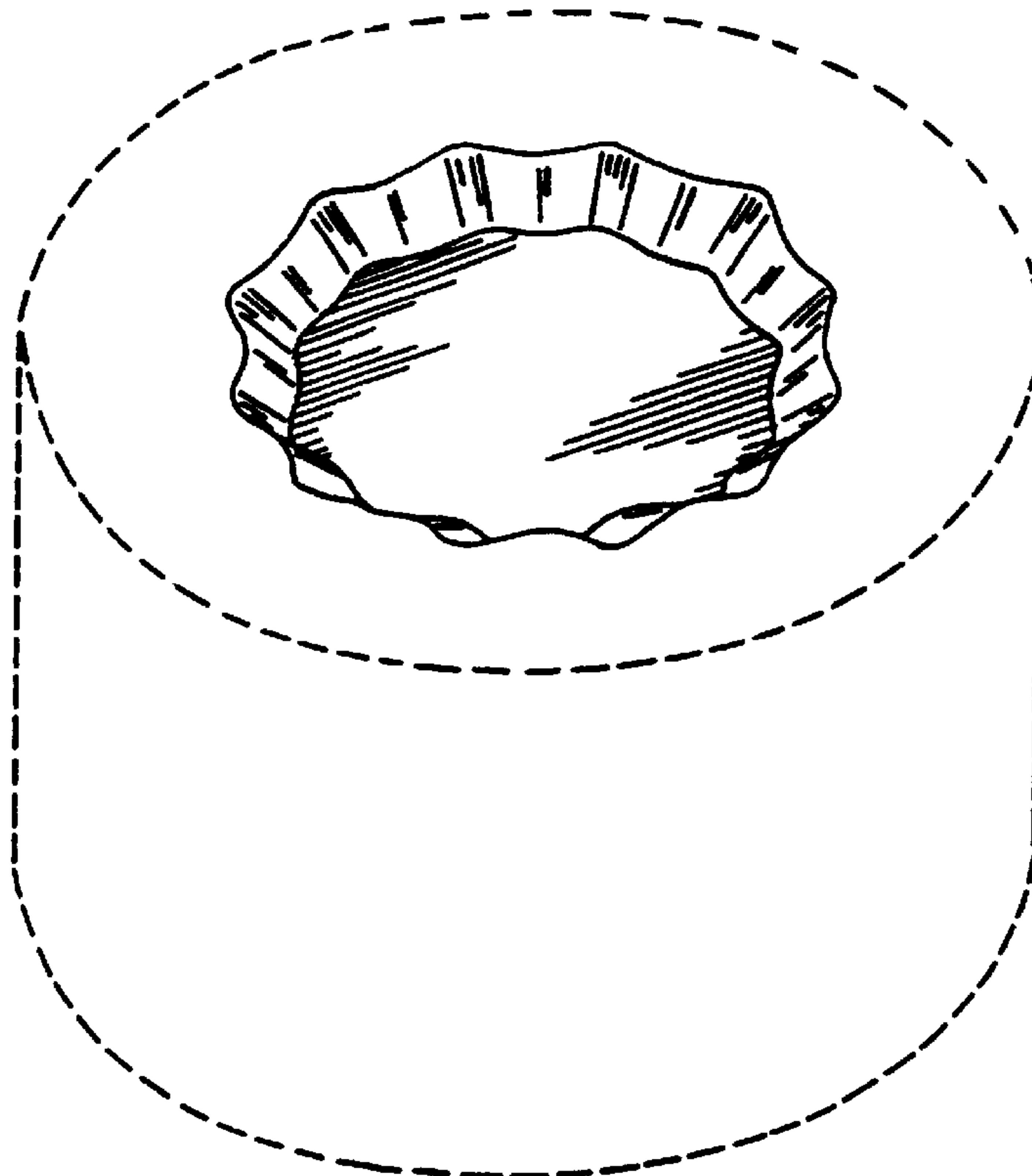
D. 324,690	3/1992	Takahashi et al.	D15/139
D. 347,012	5/1994	Huston et al.	D15/139
D. 377,801	2/1997	Kress et al.	D15/139
4,477,212	10/1984	Kraft	407/104
4,480,950	11/1984	Kraft et al.	407/103
4,934,880	6/1990	Stashko	407/43
5,611,649	3/1997	Matthias	407/118
5,658,100	8/1997	Deiss et al.	407/35
5,915,889	6/1999	Kress et al.	407/114
6,053,672 *	4/2000	Satran et al.	407/113 X

FIG. 1 is an isometric view of a cutting tool insert in accordance with a first embodiment of the subject invention; and,

FIG. 2 is a top plan view of FIG. 1, wherein the bottom plan view is identical.

Broken line illustrations in the drawings are not part of the subject matter sought to be patented.

1 Claim, 1 Drawing Sheet



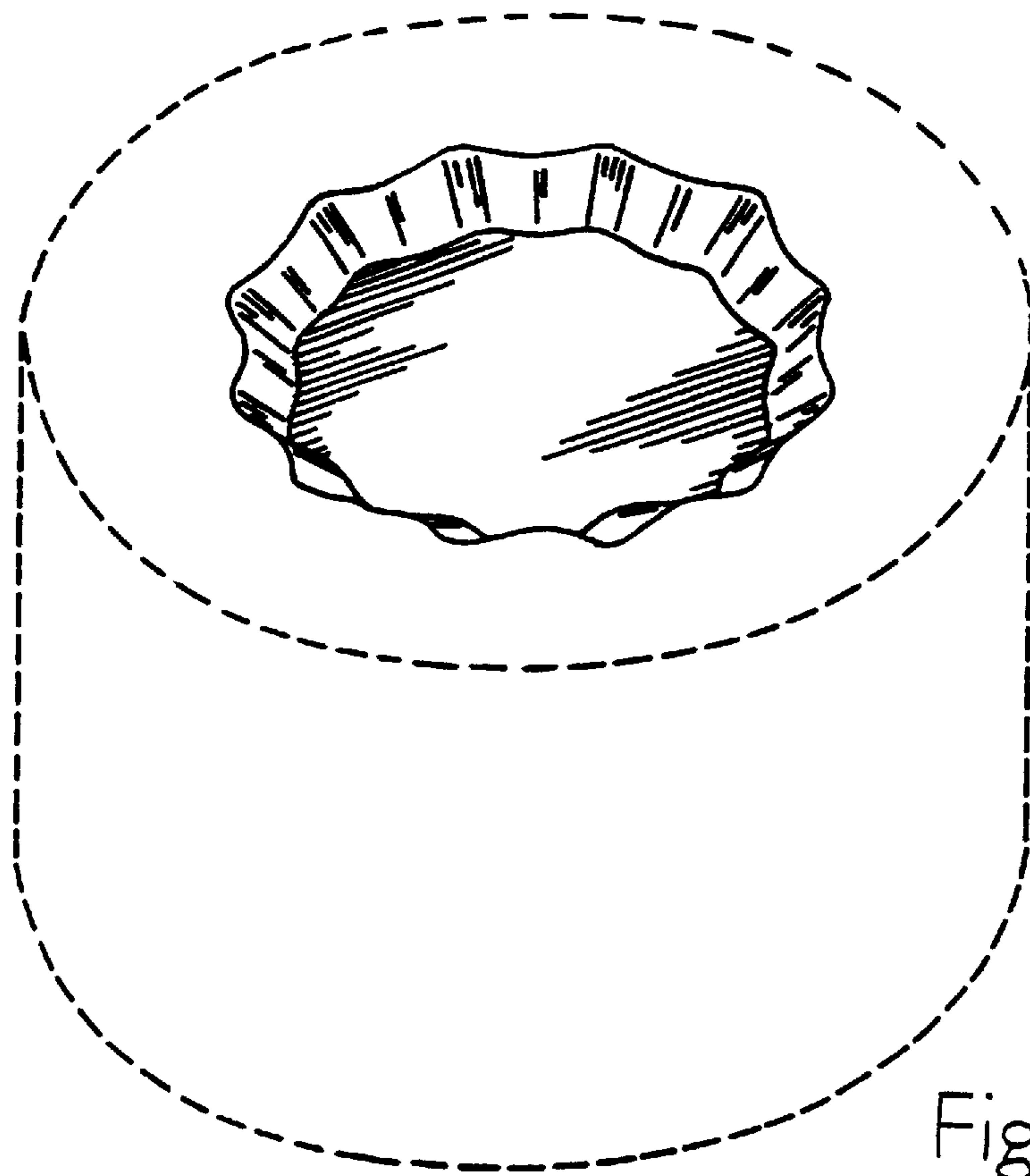


Fig. 1

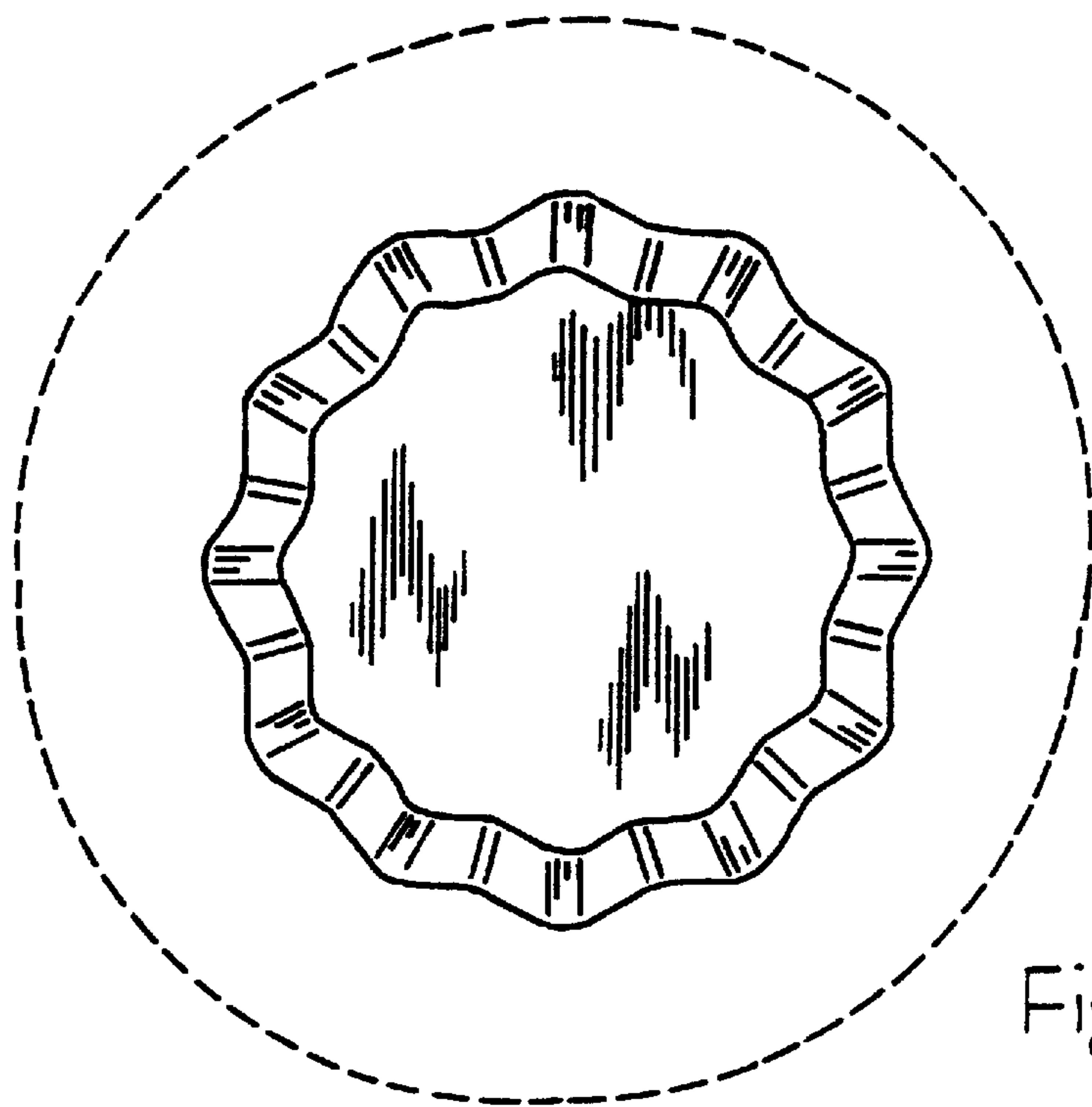


Fig. 2