



US00D445781S

(12) **United States Design Patent**
Peiker

(10) **Patent No.:** **US D445,781 S**

(45) **Date of Patent:** **** Jul. 31, 2001**

(54) **TELEPHONE HANDSET FOR A MOBILE PHONE INCLUDING A SUPPORT**

(76) **Inventor:** **Andreas Peiker**, Max-Planck-Strasse 32, 61381 Friedrichsdorf (DE)

(**) **Term:** **14 Years**

(21) **Appl. No.:** **29/122,265**

(22) **Filed:** **Apr. 25, 2000**

(30) **Foreign Application Priority Data**

Oct. 26, 1999 (DE) 4 99 10 145

(51) **LOC (7) Cl.** **14-03**

(52) **U.S. Cl.** **D14/253; D14/148; D14/248**

(58) **Field of Search** D14/137, 138, D14/248, 148, 147, 149-151, 140-142, 240, 241, 251, 253; 455/90, 550-575; 379/433-436, 419, 420, 428, 440, 454, 455, 446, 447; D13/107, 108; 320/110, 113, 114, 115

(56) **References Cited**

U.S. PATENT DOCUMENTS

D. 210,885	*	4/1968	Eberhart	D13/108
D. 318,470	*	7/1991	Kwan	D14/149
D. 354,961	*	1/1995	Richards et al.	D14/253
D. 359,283	*	6/1995	Rudkiewicz	D14/149
D. 385,283	*	10/1997	Snyder et al.	D14/253
D. 386,176	*	11/1997	Diamantis et al.	D14/149
D. 389,159	*	1/1998	Patterson et al.	D14/253
D. 400,209	*	10/1998	Williams et al.	D14/253
D. 402,993	*	12/1998	James et al.	D14/253

D. 412,910	*	8/1999	Peiker	D14/253
D. 413,607	*	9/1999	Lindahl	D14/253
D. 422,965	*	4/2000	Laufer et al.	D13/108
D. 425,908	*	5/2000	Collins	D14/253
D. 428,002	*	7/2000	Lindahl	D14/253
5,142,573	*	8/1992	Umezawa	379/454
5,189,358	*	2/1993	Tomura et al.	320/2
5,535,274	*	7/1996	Braitberg et al.	379/446
5,828,750	*	10/1998	Perala	379/446
5,917,907	*	6/1999	Kela	379/446

* cited by examiner

Primary Examiner—Jeffrey Asch

(74) *Attorney, Agent, or Firm*—Morgan, Lewis & Bockius LLP

(57) **CLAIM**

I claim the ornamental design for the telephone handset for a mobile phone including a support, as shown and described.

DESCRIPTION

FIG. 1 shows a perspective front view of a telephone handset for a mobile phone, including a support;

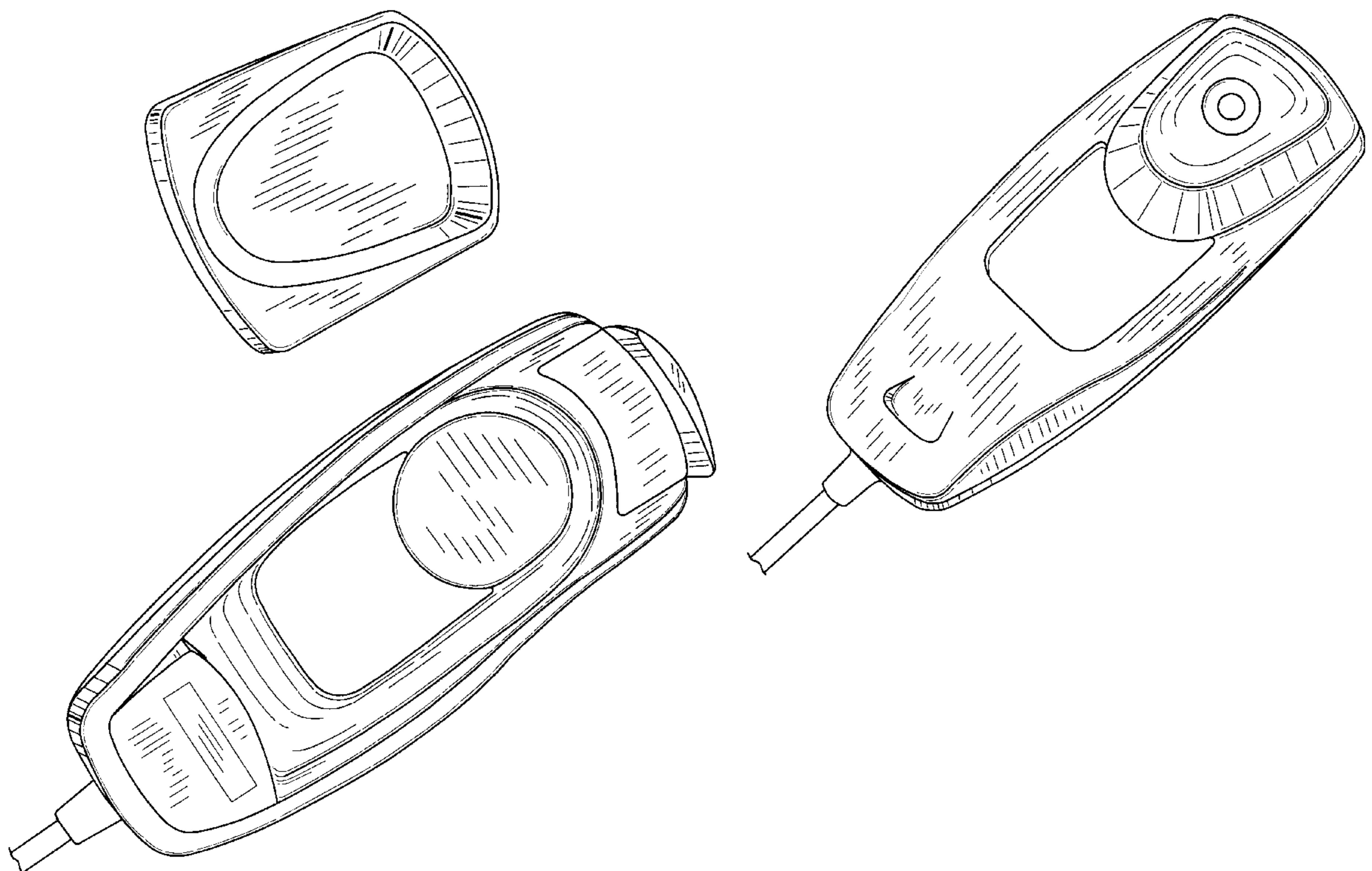
FIG. 2 shows a perspective frontal view of the telephone handset for a mobile phone, including a support;

FIG. 3 shows a side view of the telephone handset for a mobile phone; and,

FIG. 4 shows a rear view of the telephone handset for a mobile phone.

The telephone handset for a mobile phone has been shown without the support in FIGS. 3 and 4 for convenience of illustration.

1 Claim, 4 Drawing Sheets



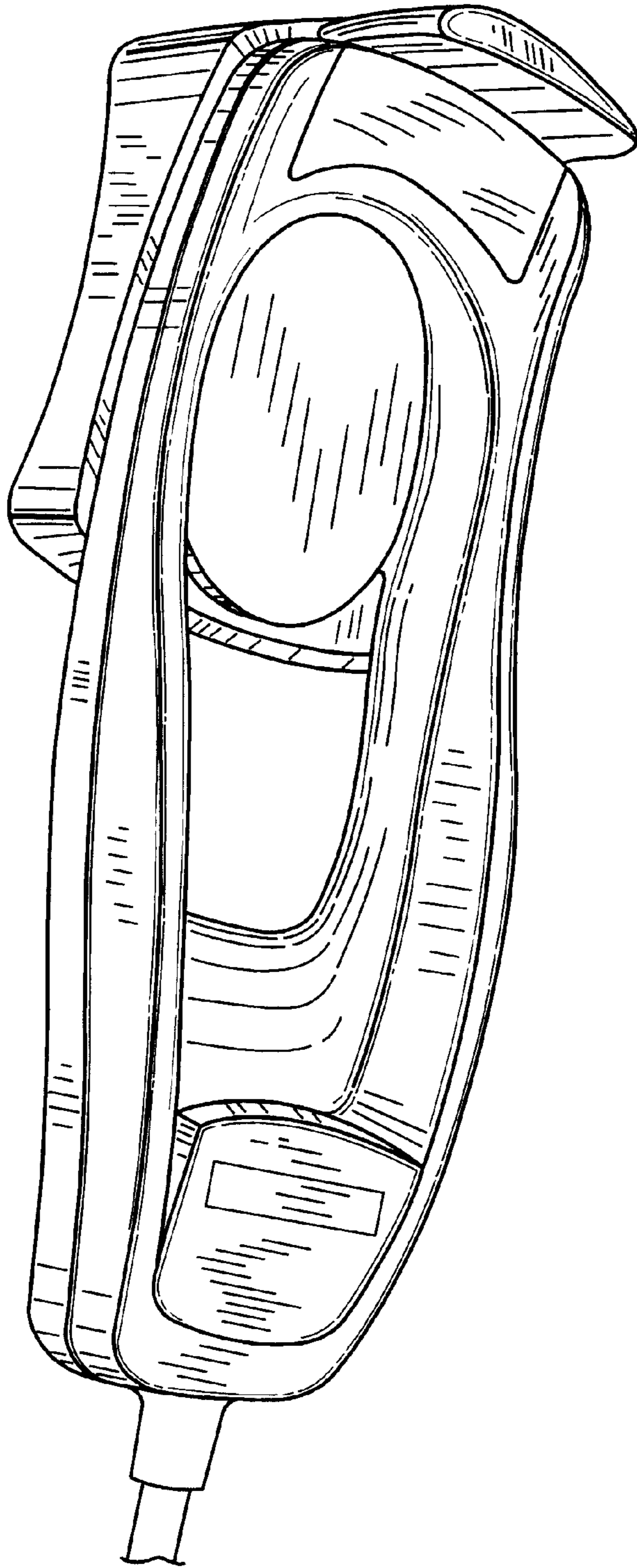


FIG. 1

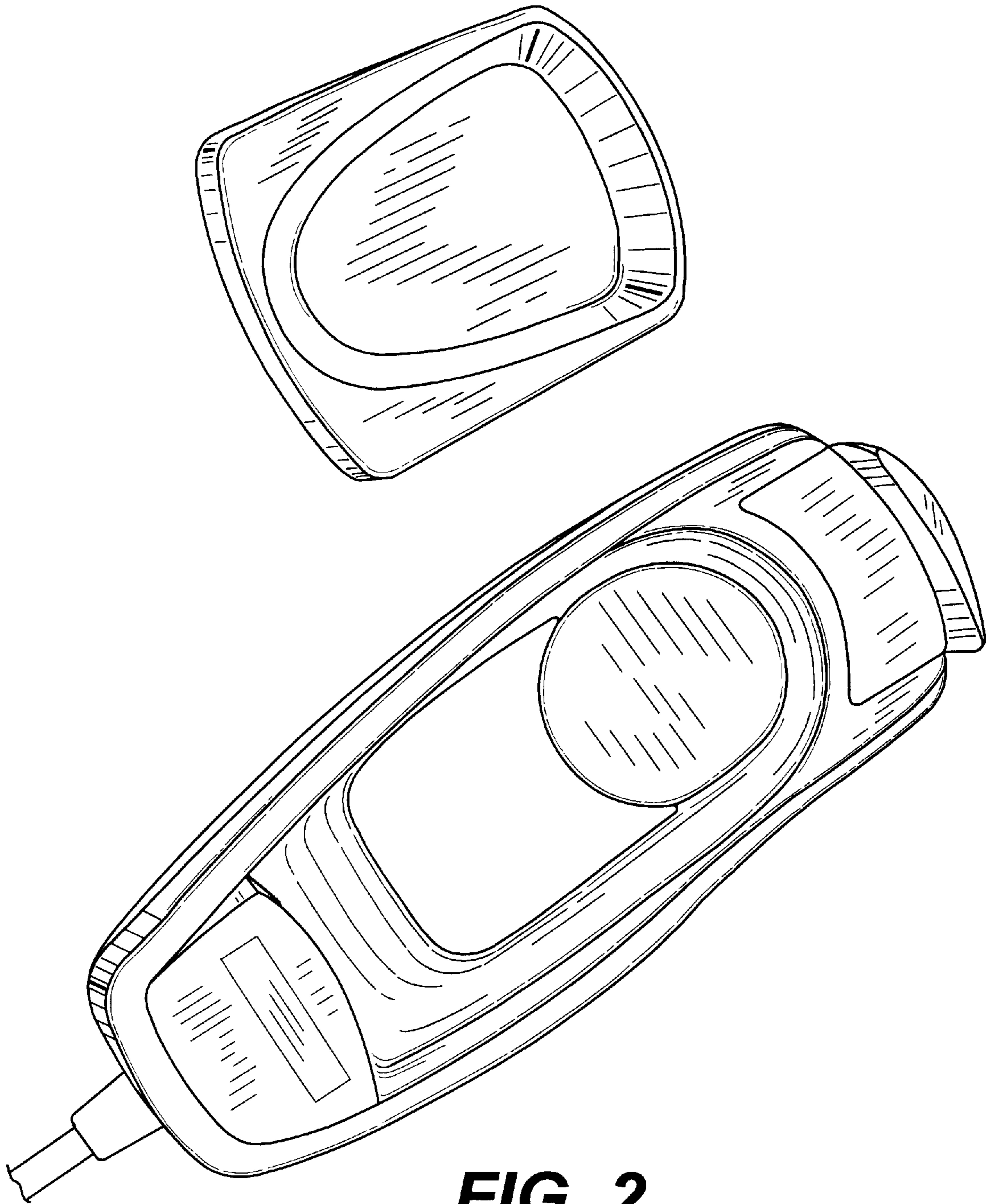


FIG. 2

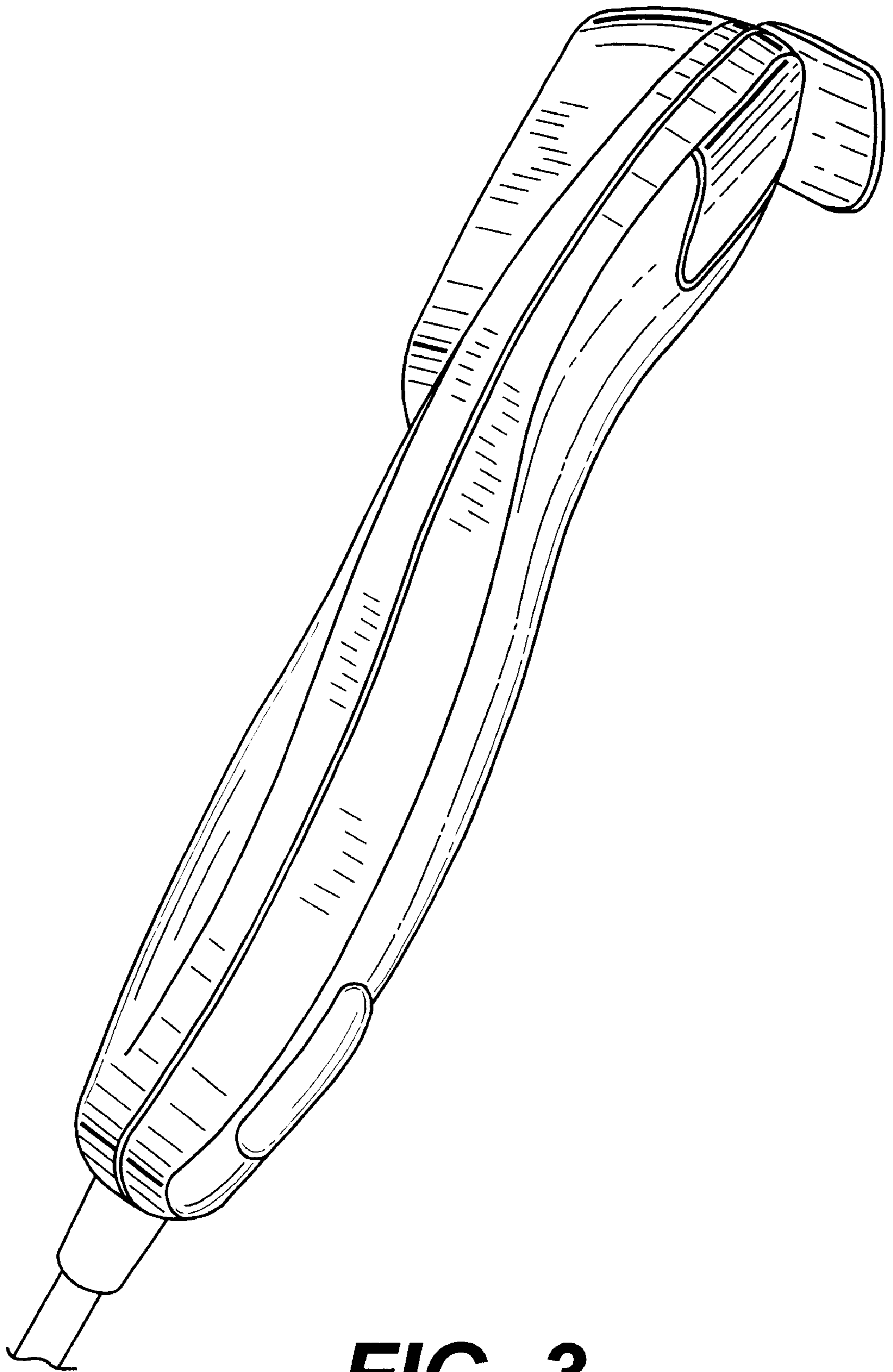


FIG. 3

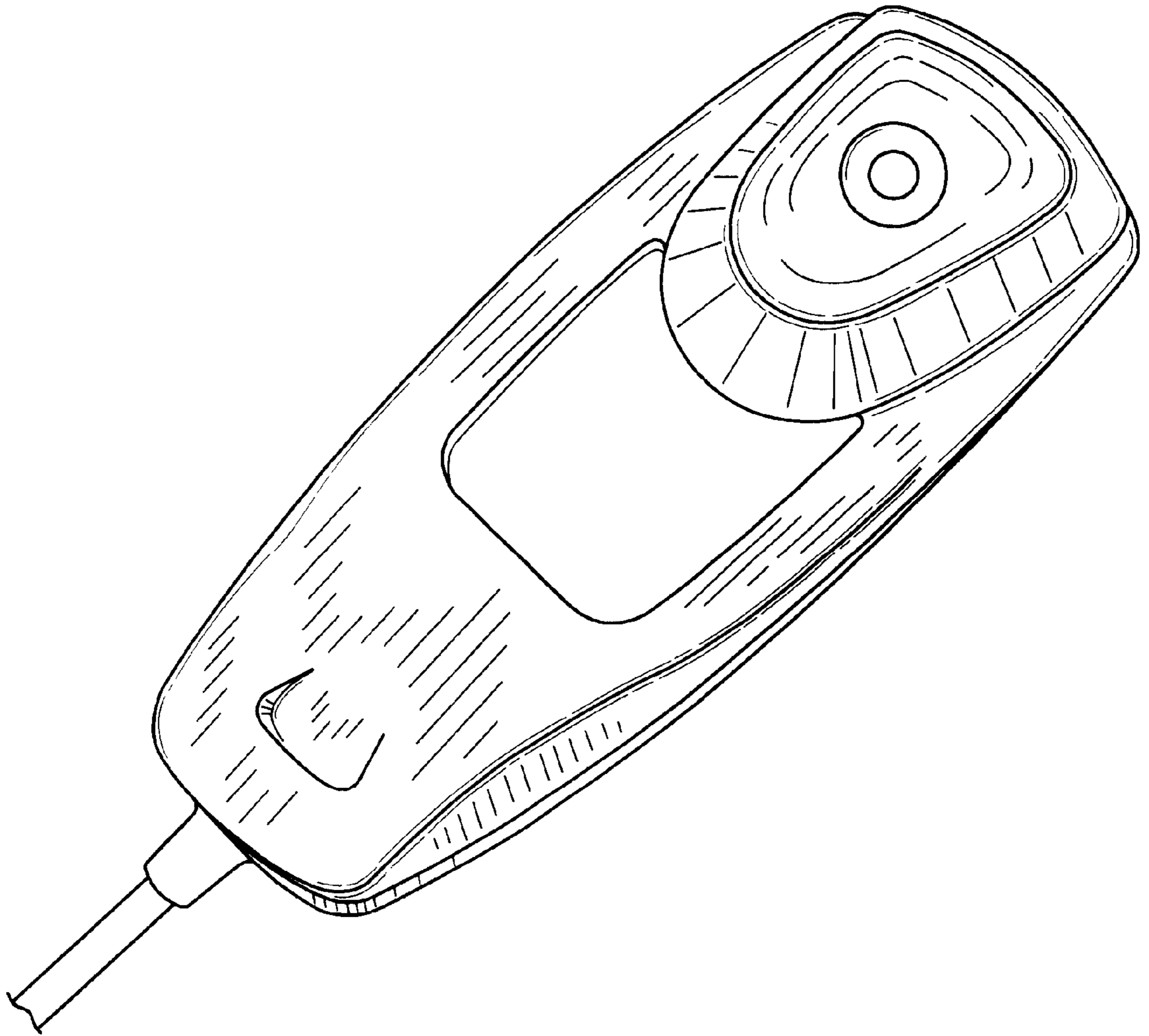


FIG. 4