



US00D445771S

(12) **United States Design Patent**
Kim

(10) **Patent No.:** **US D445,771 S**

(45) **Date of Patent:** **** Jul. 31, 2001**

(54) **WIRELESS PHONE**

(75) **Inventor:** **Sun Ah Kim**, Kyonggi-Do (KR)

(73) **Assignee:** **Appeal Telecom Co., Ltd.**, Kyonggi-do (KR)

(**) **Term:** **14 Years**

(21) **Appl. No.:** **29/133,834**

(22) **Filed:** **Dec. 8, 2000**

(51) **LOC (7) Cl.** **14-03**

(52) **U.S. Cl.** **D14/138**

(58) **Field of Search** D14/137, 138,
D14/218, 147-148, 247-248, 144, 249,
341-347; 379/433.434, 419, 420, 428, 440;
455/550-575, 90; 348/14.01, 14.02

(56) **References Cited**

U.S. PATENT DOCUMENTS

D. 346,164	*	4/1994	Shirakawa et al.	D14/138
D. 359,734	*	6/1995	Nagele et al.	D14/138
D. 369,598	*	5/1996	Nagele et al.	D14/138
D. 408,030	*	4/1999	Richards et al.	D14/138
D. 415,152	*	10/1999	Koo	D14/138
D. 419,155	*	1/2000	Nagele et al.	D14/138
D. 419,991	*	2/2000	Park	D14/138
D. 424,557	*	5/2000	Nagele et al.	D14/138
D. 428,403	*	7/2000	Hyun	D14/138
D. 429,228	*	8/2000	Nagele et al.	D14/138
D. 429,707	*	8/2000	Park	D14/138
D. 429,709	*	8/2000	Nagele et al.	D14/138

D. 430,859	*	9/2000	Lindeman et al.	D14/138
D. 431,539	*	10/2000	Kuo	D14/138
D. 432,105	*	10/2000	Hyun	D14/138
D. 432,510	*	10/2000	Hyun	D14/138
5,933,783	*	8/1999	Kawakami et al.	455/550
6,011,699	*	1/2000	Murray et al.	361/814
6,049,725	*	4/2000	Emmert et al.	455/573
6,141,540	*	10/2000	Richards et al.	455/90

FOREIGN PATENT DOCUMENTS

848974	*	10/1992	(JP)	.
849173	*	10/1992	(JP)	.

* cited by examiner

Primary Examiner—Jeffrey Asch

(74) *Attorney, Agent, or Firm*—McGuire Woods, LLP

(57) **CLAIM**

The ornamental design for a wireless phone, as shown and described.

DESCRIPTION

FIG. 1 is a front perspective view of the wireless phone; FIG. 2 is a front elevation view of the wireless phone; FIG. 3 is a back elevation view of the wireless phone; FIG. 4 is a left side plan view of the wireless phone; FIG. 5 is a right side plan view of the wireless phone; FIG. 6 is top plan view of the wireless phone; FIG. 7 is a lower plan view of the wireless phone; and, FIG. 8 is front elevation view of the unfolded state of the wireless phone.

1 Claim, 5 Drawing Sheets

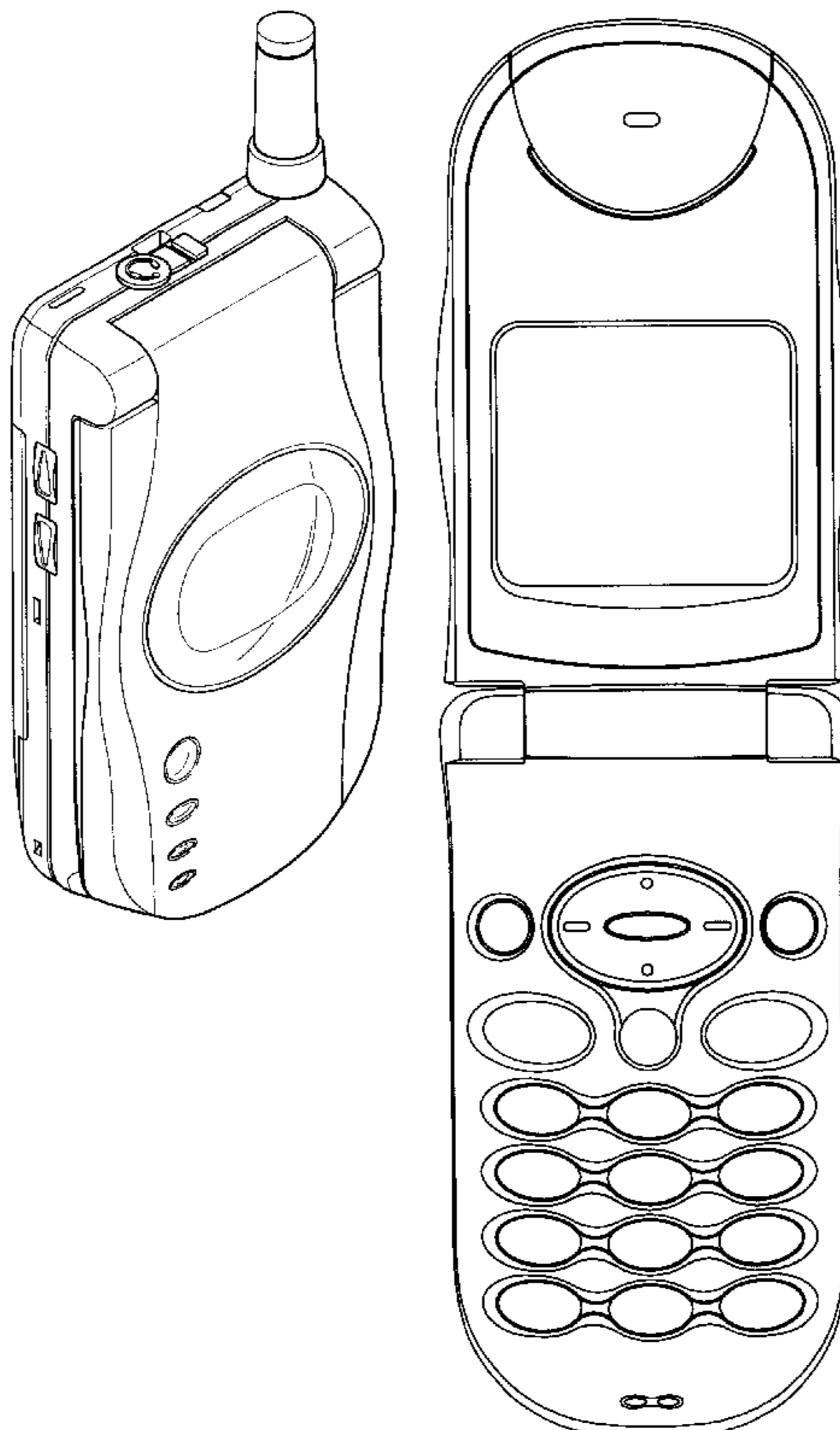


FIG. 1




FIG. 2

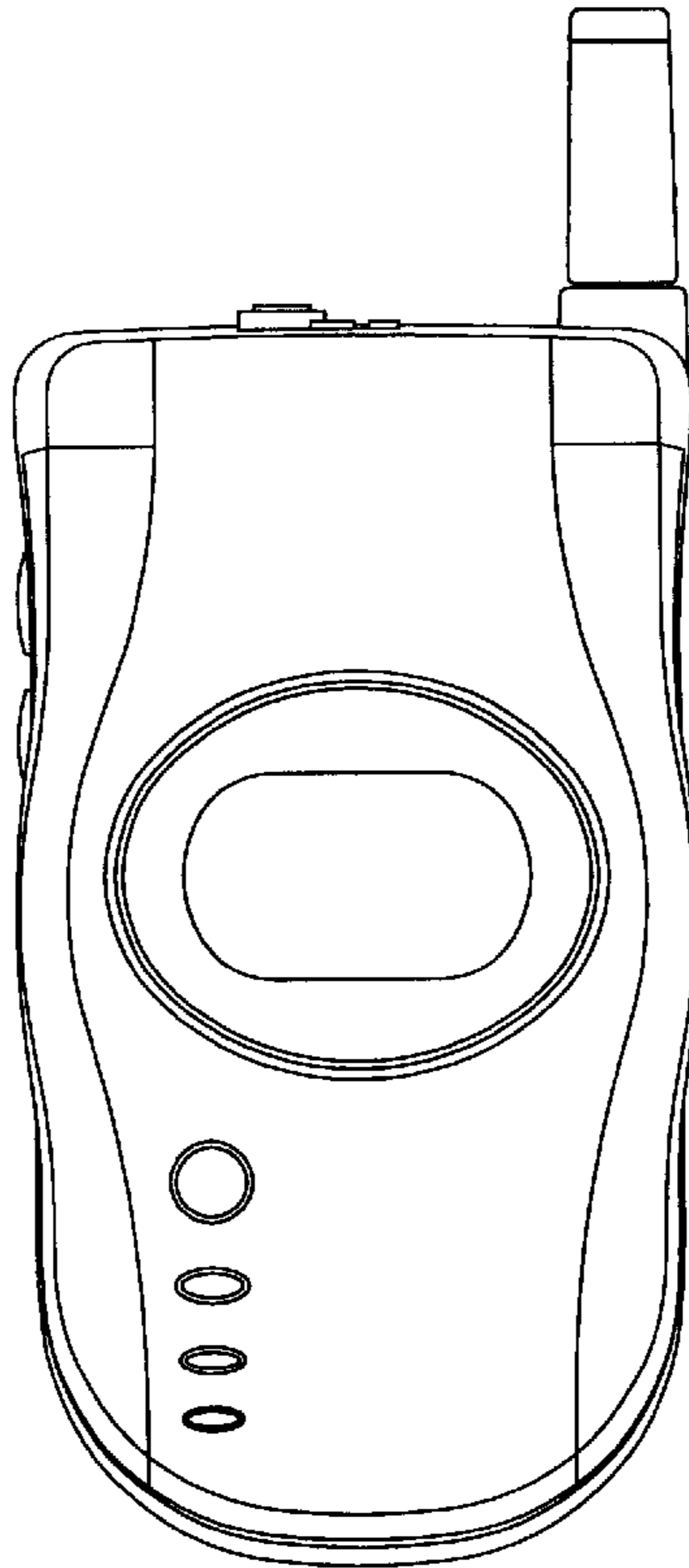


FIG. 3

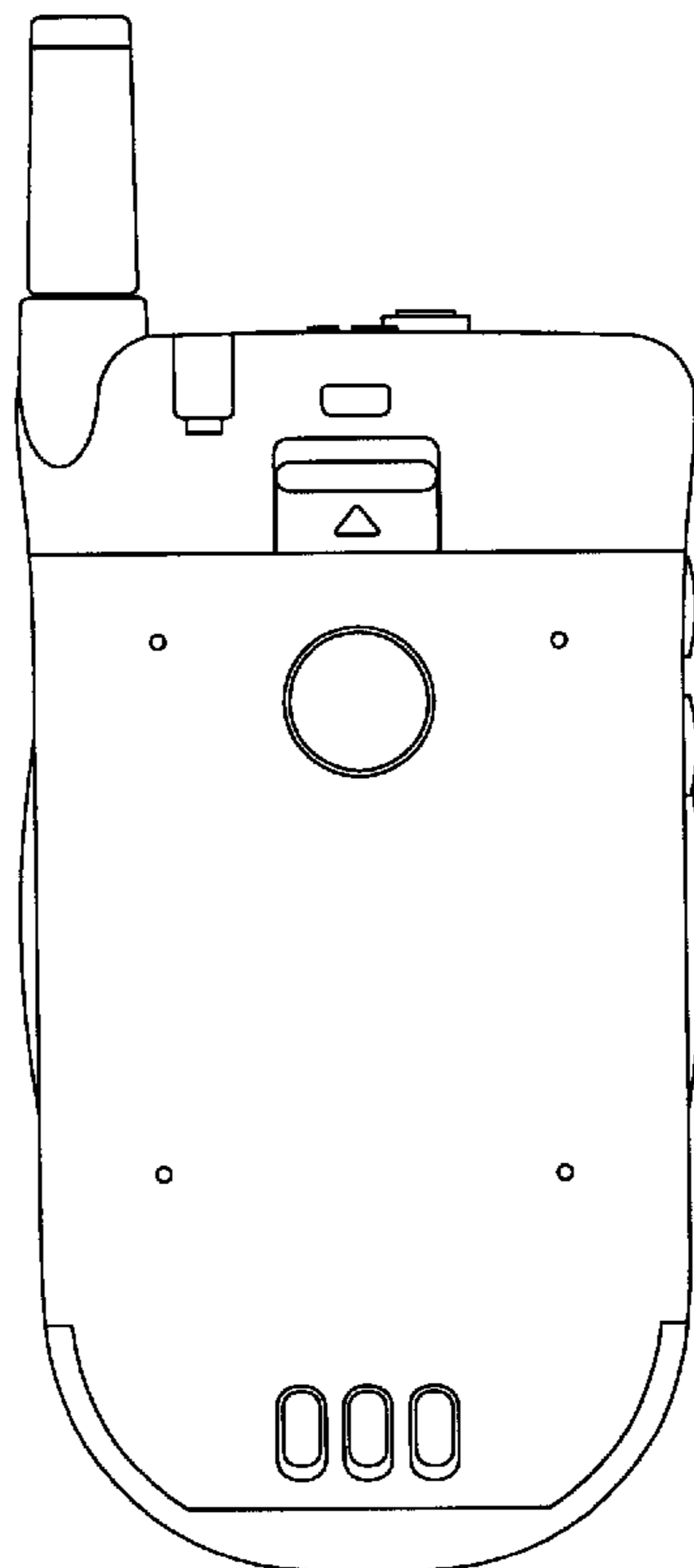


FIG. 4

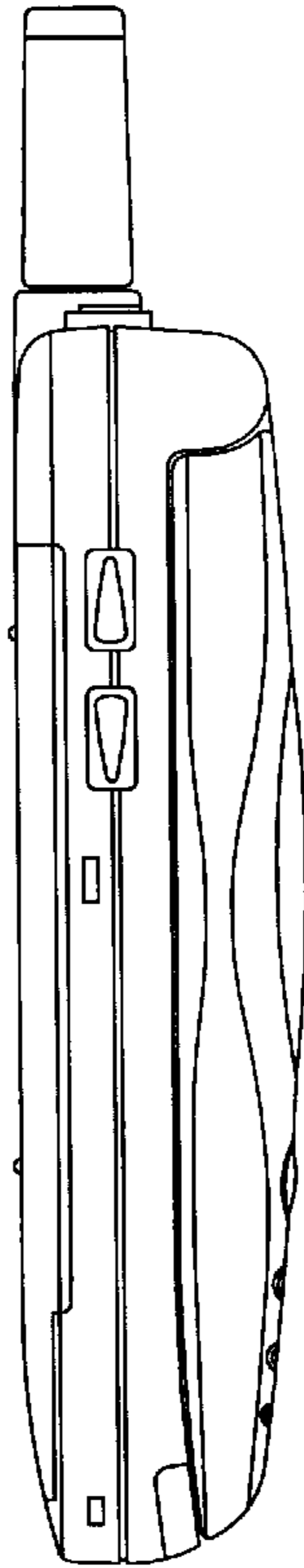


FIG. 5

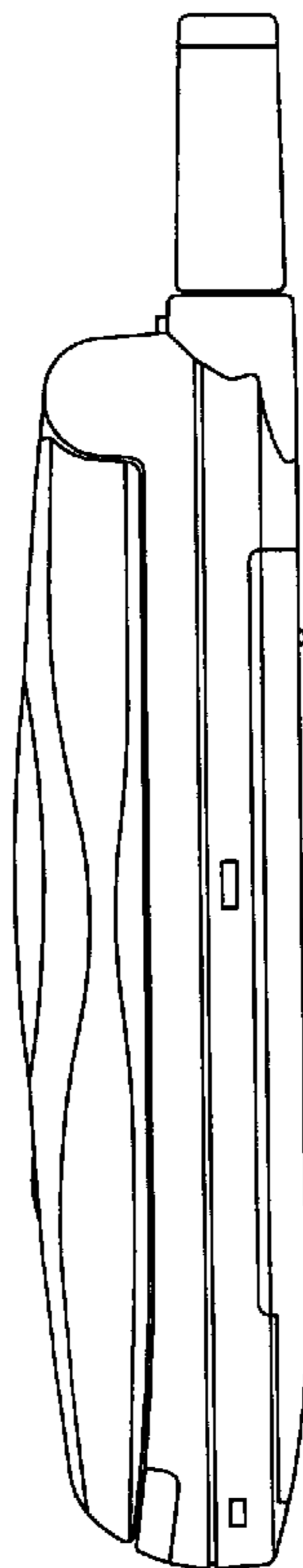


FIG. 6

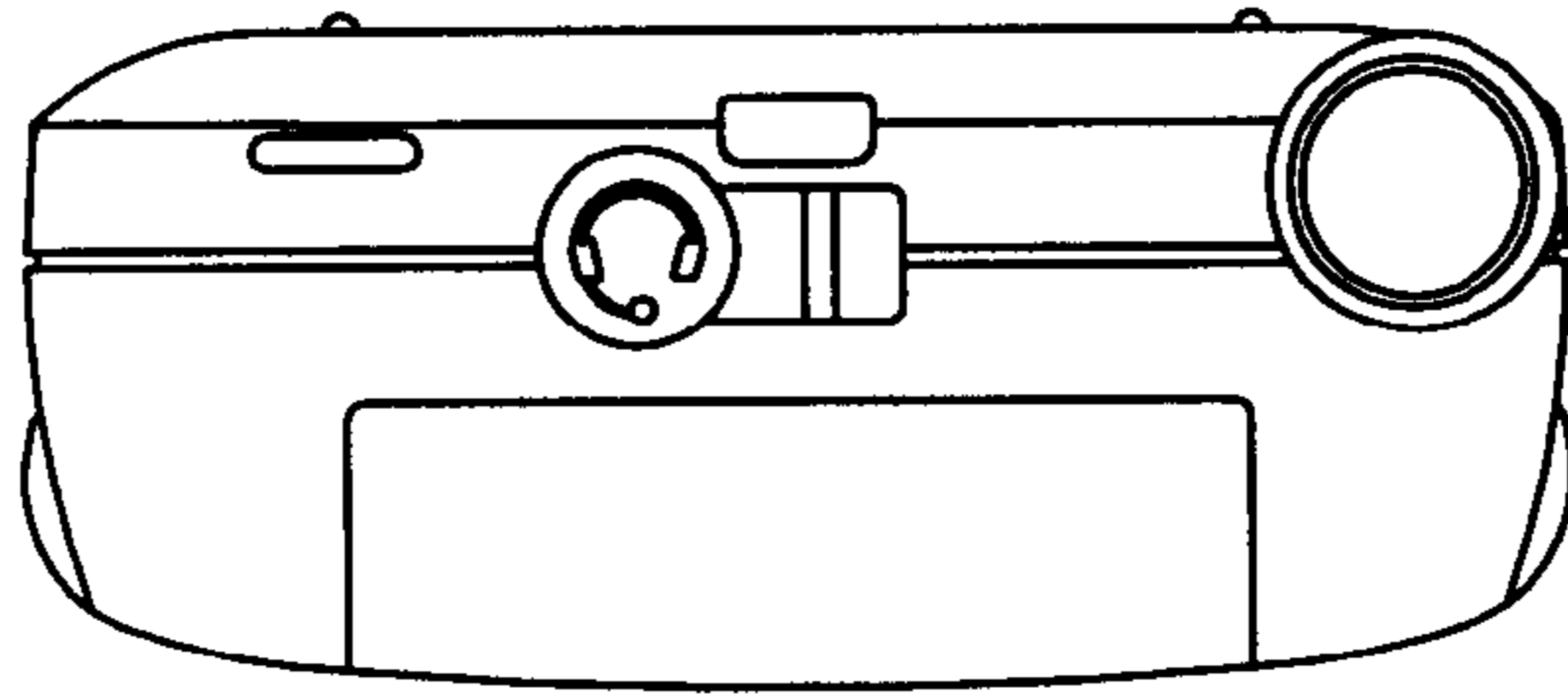


FIG. 7

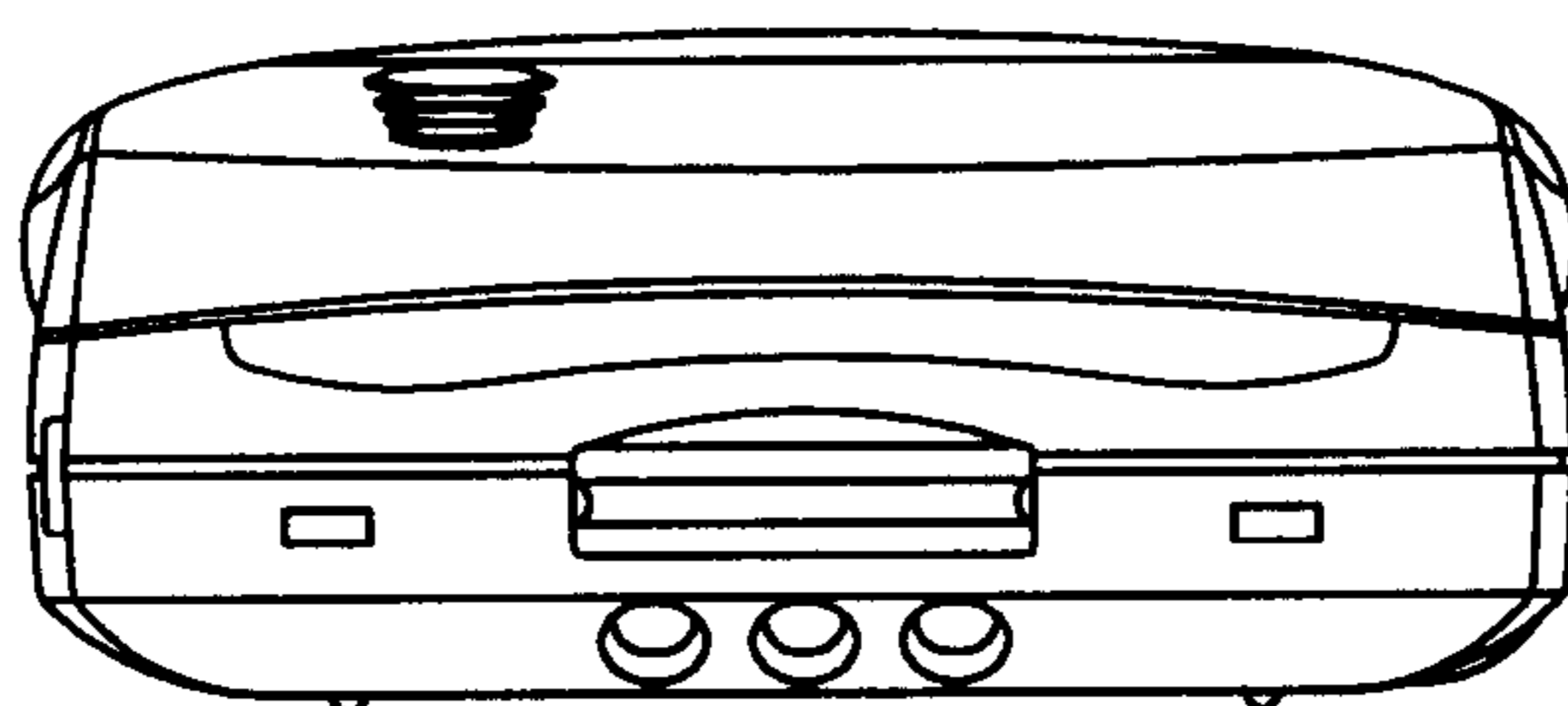


FIG. 8

