



US00D445770S

(12) **United States Design Patent**
Yang

(10) **Patent No.:** **US D445,770 S**

(45) **Date of Patent:** **** Jul. 31, 2001**

(54) **PORTABLE TELEPHONE**

(75) **Inventor:** **Sun Kyoung Yang, Seoul (KR)**

(73) **Assignee:** **Hyundai Electronics Industries Co., Ltd., Kyoungki-Do (KR)**

(**) **Term:** **14 Years**

(21) **Appl. No.:** **29/131,177**

(22) **Filed:** **Oct. 16, 2000**

(30) **Foreign Application Priority Data**

Sep. 15, 2000 (KR) 00-23831

(51) **LOC (7) Cl.** **14-03**

(52) **U.S. Cl.** **D14/138**

(58) **Field of Search** D14/137, 138,
D14/218, 147-148, 247-248, 144, 341-347;
379/433.434, 419, 420, 428, 440; 455/550-575,
90; 348/14.01, 14.02

(56) **References Cited**

U.S. PATENT DOCUMENTS

D. 353,809	*	12/1994	Nuovo et al.	D14/138
D. 386,492	*	11/1997	Yamaguchi	D14/138
D. 393,857	*	4/1998	Park	D14/138
D. 406,135	*	2/1999	Nagano et al.	D14/138
D. 406,835	*	3/1999	Yamasaki	D14/138
D. 407,719	*	4/1999	Nagano et al.	D14/138
D. 411,994	*	7/1999	Nakahara et al.	D14/138
D. 412,329	*	7/1999	Banryu	D14/138
D. 412,704	*	8/1999	Vuolteenaho et al.	D14/138
D. 424,556	*	5/2000	Meyer	D14/138
D. 425,057	*	5/2000	Finkbeiner	D14/138
D. 426,531	*	6/2000	Chikaraishi et al.	D14/138
D. 428,401	*	7/2000	Curtis	D14/138
D. 430,858	*	9/2000	Nakahara et al.	D14/138

D. 433,397	*	11/2000	Ogawa	D14/138
D. 434,741	*	12/2000	Park	D14/138
D. 434,743	*	12/2000	Wei	D14/138
D. 434,744	*	12/2000	Lai	D14/138
D. 436,938	*	1/2001	Won	D14/138
6,084,962	*	7/2000	Plenge	379/433
6,097,964	*	3/2000	Nuovo et al.	455/550

FOREIGN PATENT DOCUMENTS

1035064 * 3/1999 (JP) .

OTHER PUBLICATIONS

IDO style catalog, p. 17, dated Dec. 1997, Japanese advertisement, showing Panasonic 521 G telephone.*
Panasonic catalog page, dated Mar. 1997, Japanese advertisement, showing Panasonic G 450 telephone.*

* cited by examiner

Primary Examiner—Jeffrey Asch

(74) *Attorney, Agent, or Firm*—Lawrence E. Apolzon, Esq.;
Fross,Zelnick,Lehrman & Zissu, P.C.

(57) **CLAIM**

The ornamental design for a portable telephone, as shown and described.

DESCRIPTION

FIG. 1 is a top perspective view of a portable telephone showing my new design;
FIG. 2 is a top plan view thereof;
FIG. 3 is a bottom plan view thereof;
FIG. 4 is a front elevational view thereof;
FIG. 5 is a rear elevational view thereof;
FIG. 6 is a left side elevational view thereof; and,
FIG. 7 is a right side elevational view thereof.

1 Claim, 3 Drawing Sheets

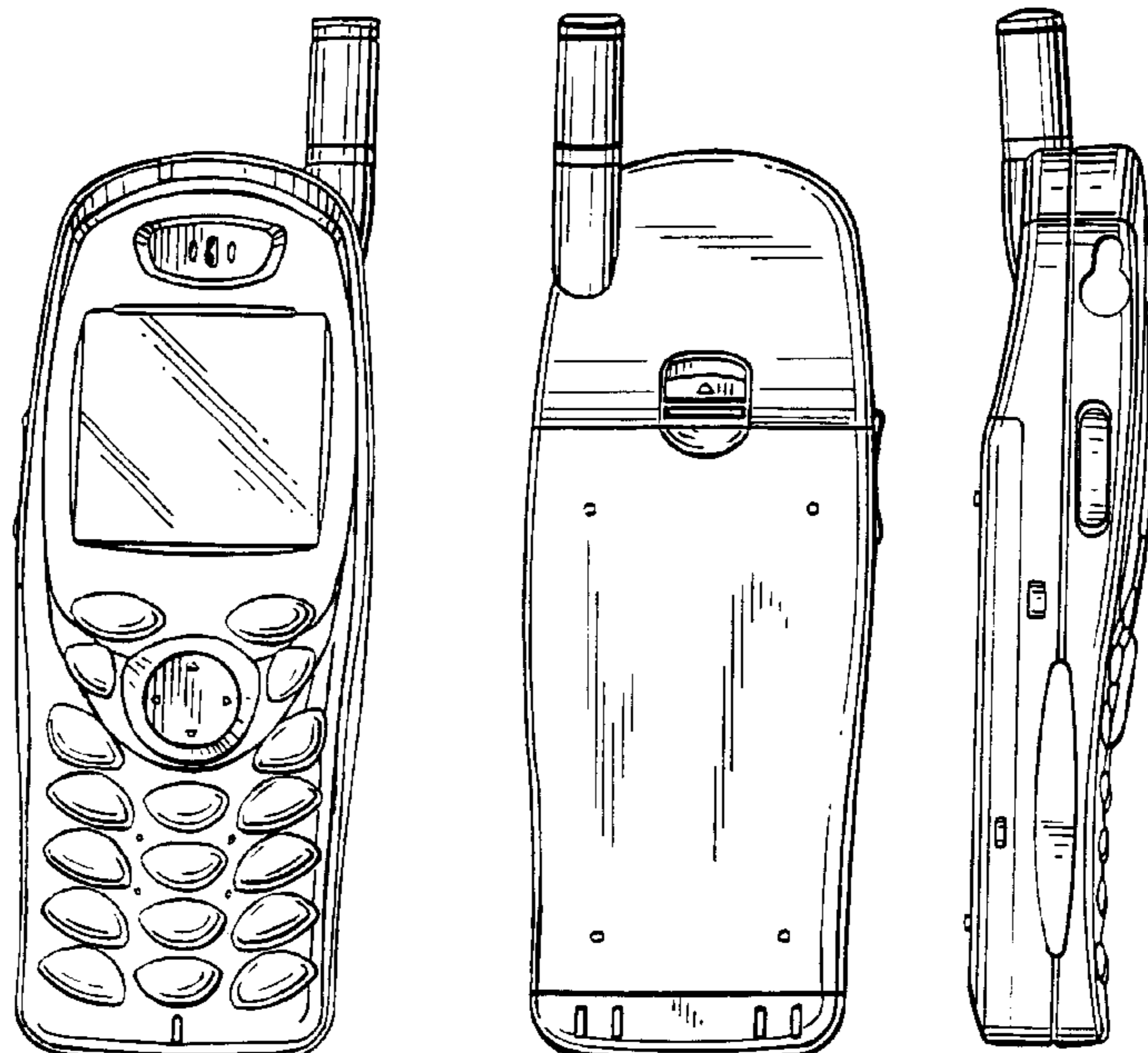




FIG. 1

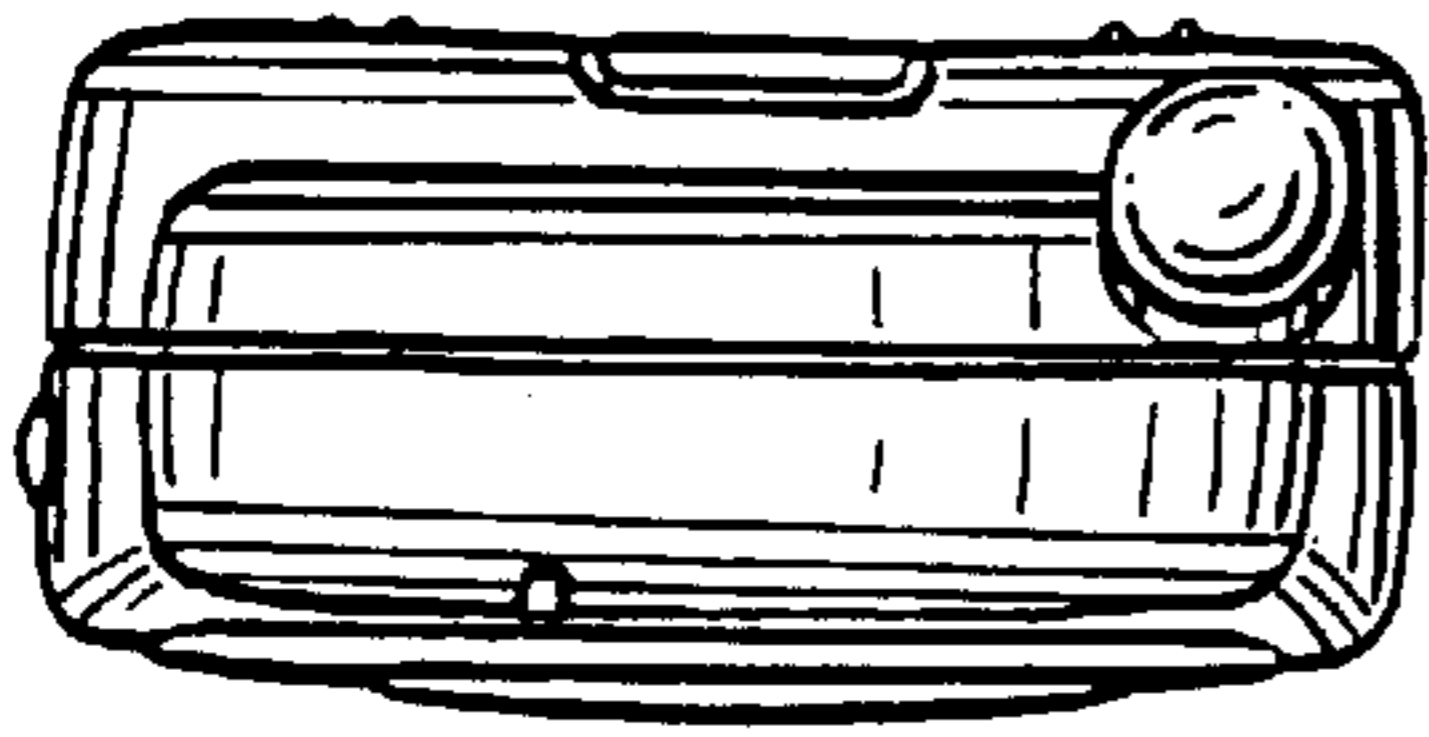


FIG. 2




FIG. 3

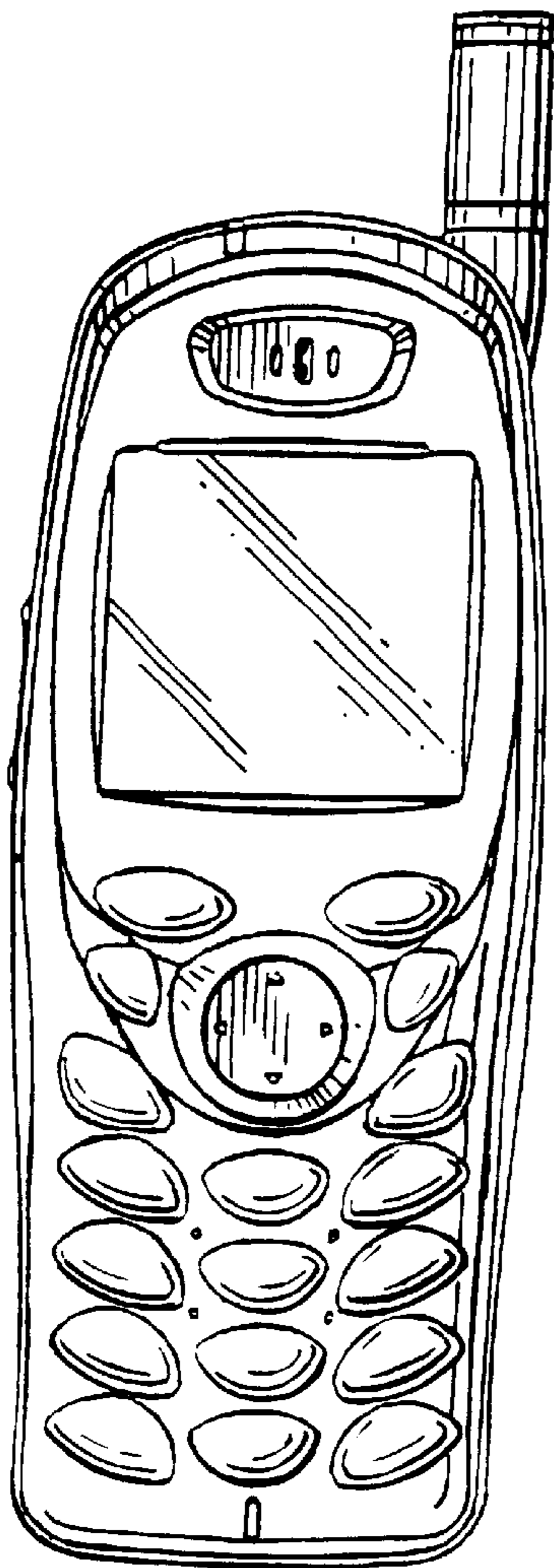


FIG. 4

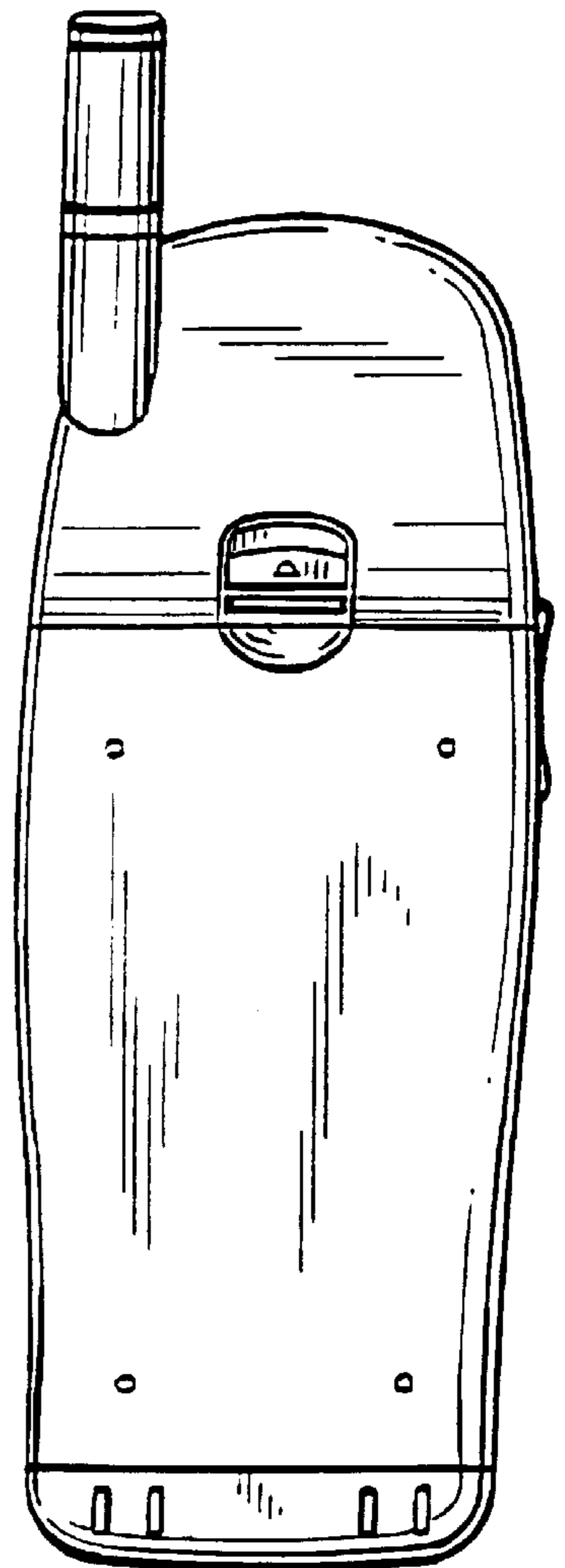


FIG. 5

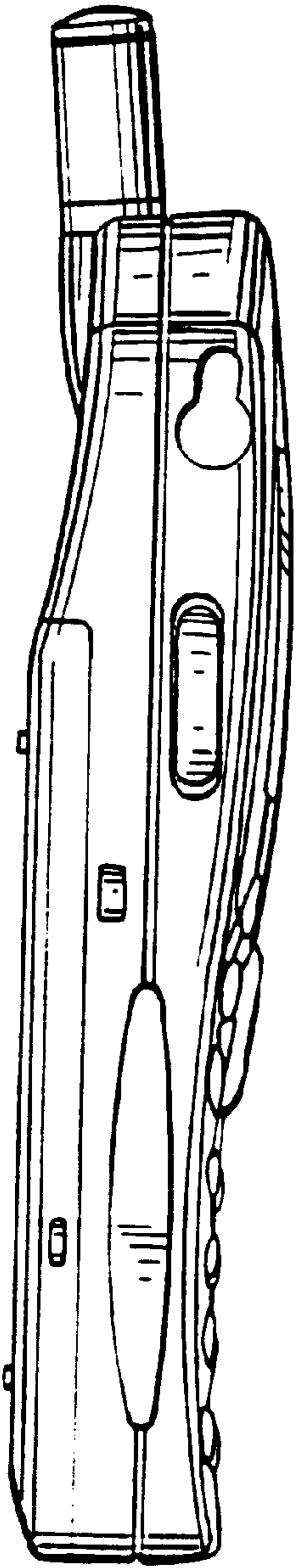


FIG. 6

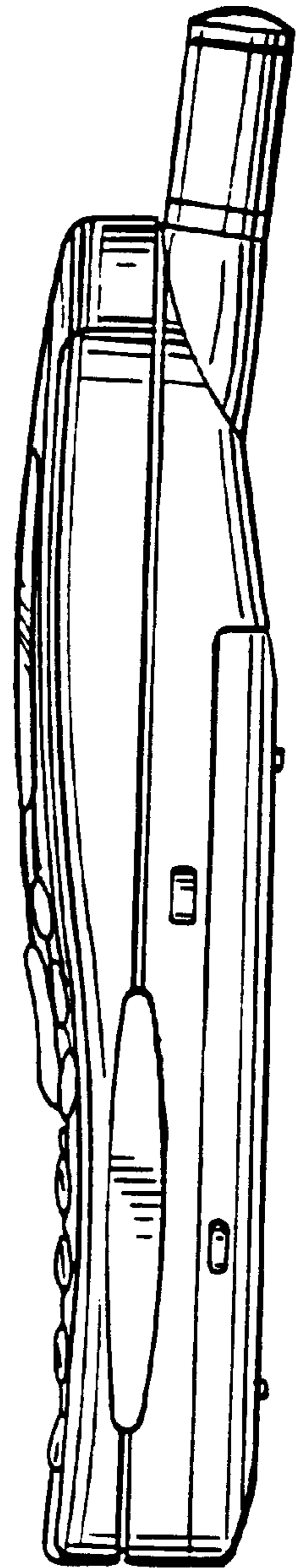


FIG. 7