



US00D445756S

(12) **United States Design Patent**
O'Brien

(10) **Patent No.:** **US D445,756 S**

(45) **Date of Patent:** **** Jul. 31, 2001**

(54) **LIFE RESCUE CRAFT**
(75) Inventor: **Daniel P. O'Brien**, St. John's (CA)
(73) Assignee: **Seascope Systems Limited**, St. John's (CA)

5,595,135 1/1997 Jensen .
5,597,335 1/1997 Woodland .
5,657,715 8/1997 Theriault .
5,706,755 1/1998 O'Brien .
5,855,497 1/1999 French .

(**) Term: **14 Years**
(21) Appl. No.: **29/122,460**
(22) Filed: **Apr. 28, 2000**

FOREIGN PATENT DOCUMENTS

677203 12/1963 (CA) .
900284 5/1972 (CA) .
2140860 6/1994 (CA) .

(30) **Foreign Application Priority Data**
Nov. 5, 1999 (CA) 1999-2704
(51) **LOC (7) Cl.** **12-06**
(52) **U.S. Cl.** **D12/315**
(58) **Field of Search** D12/300-318;
114/350, 360, 349, 362, 363

OTHER PUBLICATIONS

Watercraft International, Outline Specification for Totally Enclosed Survival Craft, Service and PROD. 1983.
"The Well-Tempered Wheelhouse" by David Shepard. Professional Boatbuilder Magazine, No. 48, Aug./Sep. 1997. pp. 66-84.

Primary Examiner—Kay H. Chin
(74) *Attorney, Agent, or Firm*—Nath & Associates PLLC; Gary M. Nath; Marvin C. Berkowitz

(56) **References Cited**
U.S. PATENT DOCUMENTS


2,341,799 1/1944 Luby .
2,431,061 11/1947 Mayo .
2,784,425 3/1957 Bicknell .
3,893,202 7/1975 Higgs et al. .
4,000,533 1/1977 Higgs .
4,124,181 11/1978 Kolwey .
4,274,171 6/1981 Enzian, Jr. .
4,346,664 8/1982 Enzian, Jr. .
4,413,583 11/1983 Elling et al. .
4,533,333 8/1985 Andrew et al. .
4,781,144 11/1988 O'Brien .
4,822,311 4/1989 Doerffer et al. .
4,947,779 8/1990 Grinde .
5,160,286 11/1992 Hill .
5,341,761 8/1994 O'Brien et al. .
5,584,736 12/1996 Salvemini .

(57) **CLAIM**
The ornamental design for a life rescue craft, as shown and described.

DESCRIPTION

FIG. 1 is a perspective view of the life rescue craft;
FIG. 2 is a side elevation view of the life rescue craft;
FIG. 3 is a top plan view of the life rescue craft;
FIG. 4 is a bottom plan view of the life rescue craft;
FIG. 5 is a front view of the life rescue craft;
FIG. 6 is a rear view of the life rescue craft; and,
FIG. 7 is a perspective view of the life rescue craft with a float portion of the front partially detached therefrom.

1 Claim, 5 Drawing Sheets



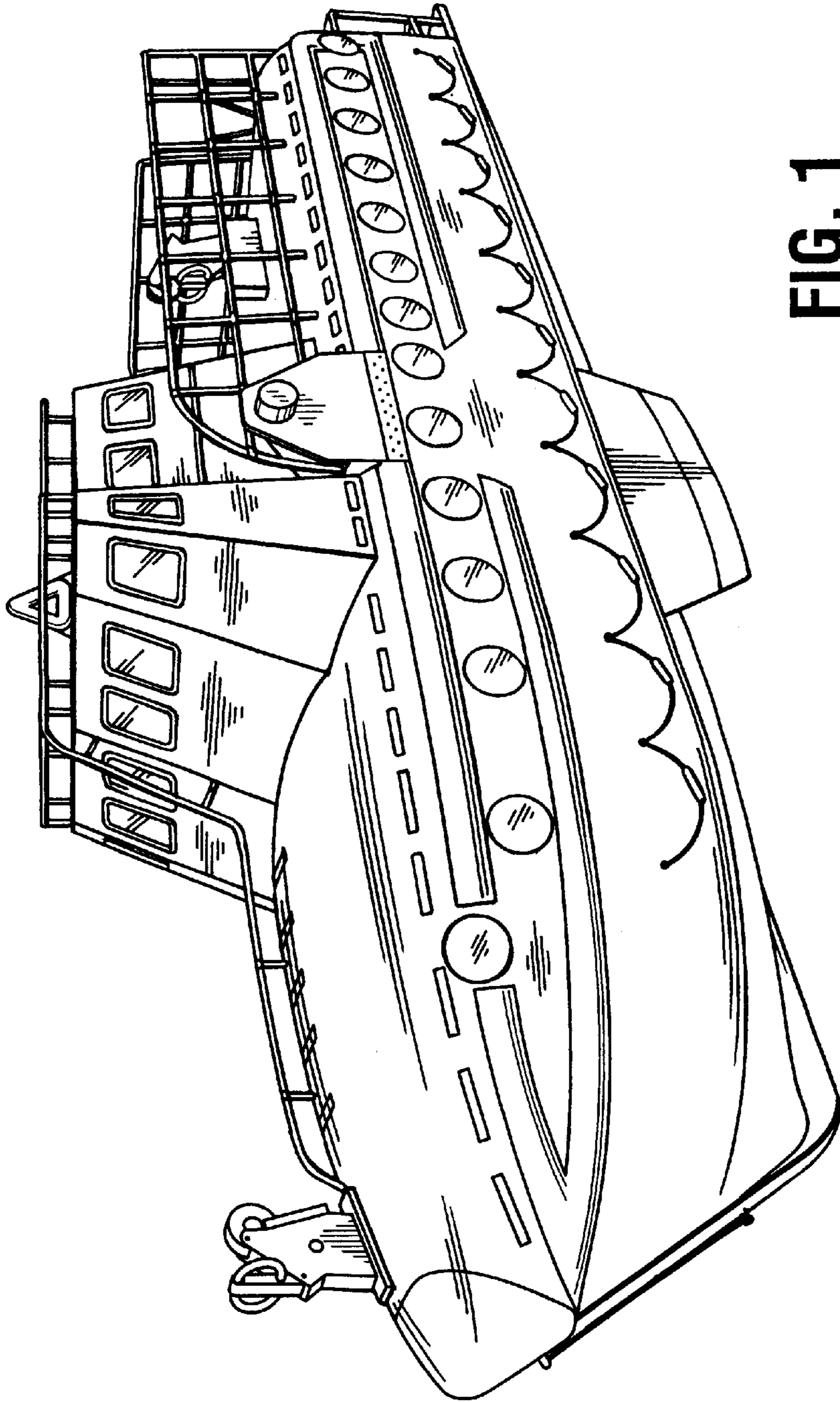


FIG. 1

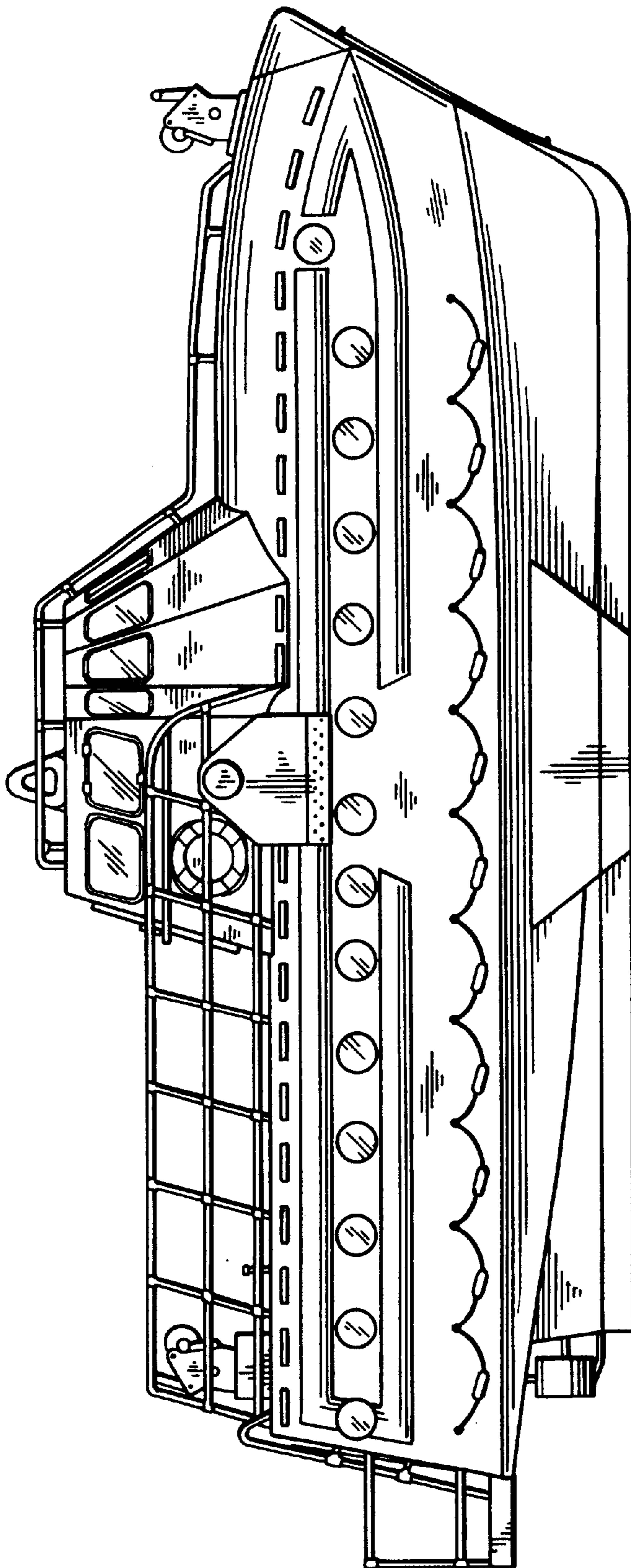


FIG. 2

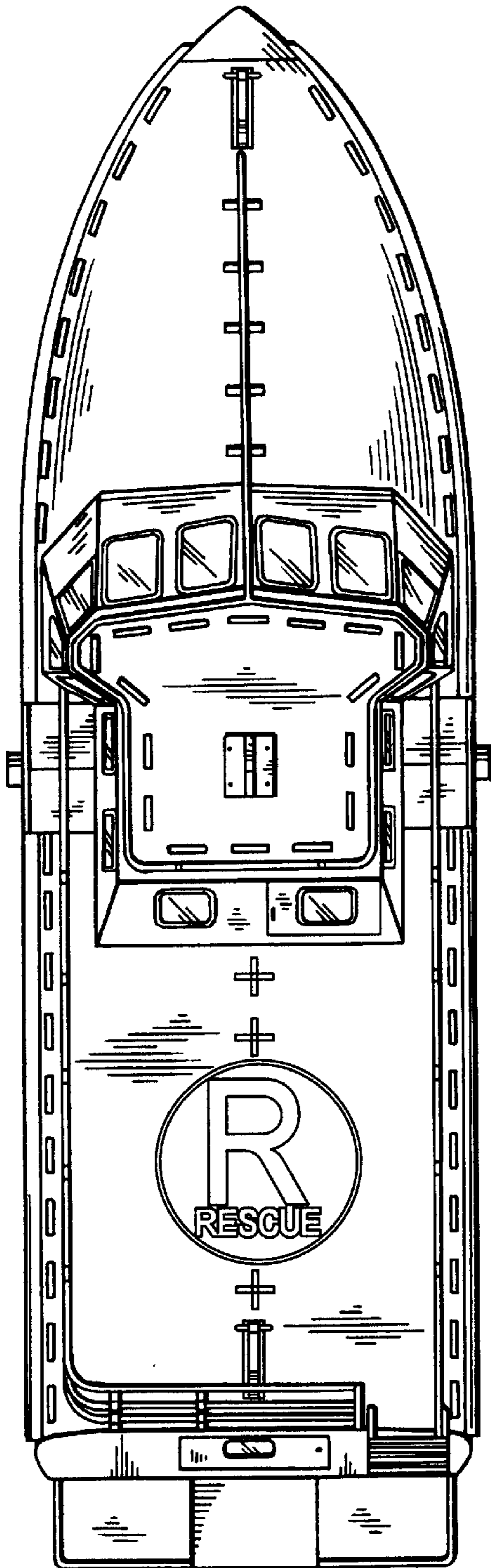


FIG. 3

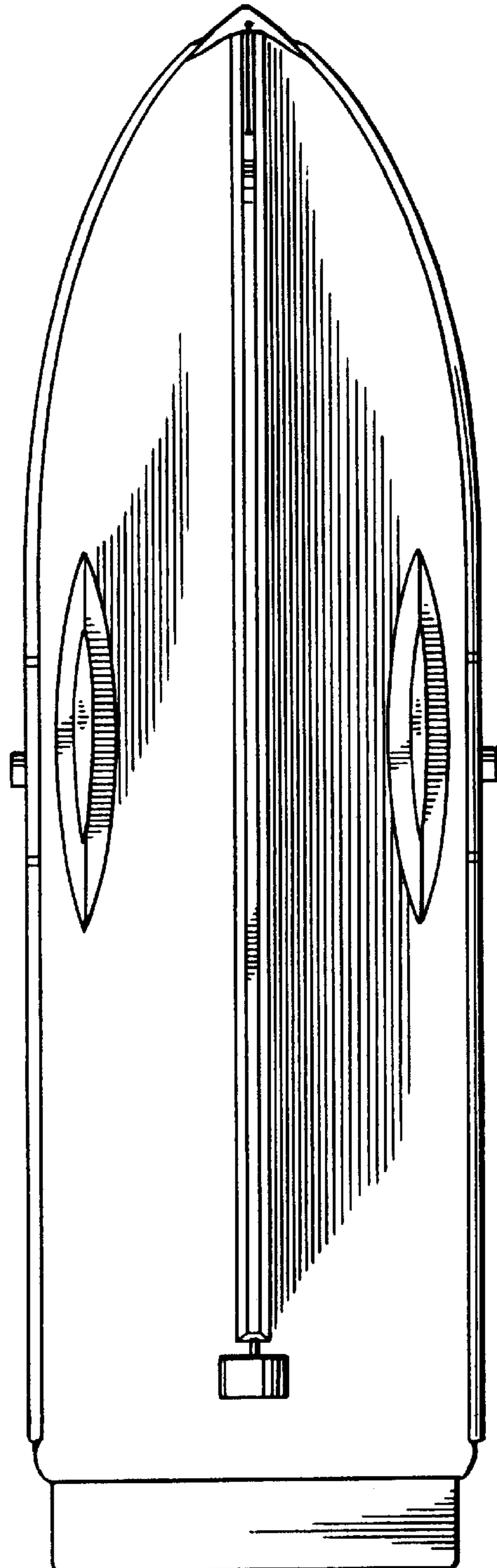


FIG. 4

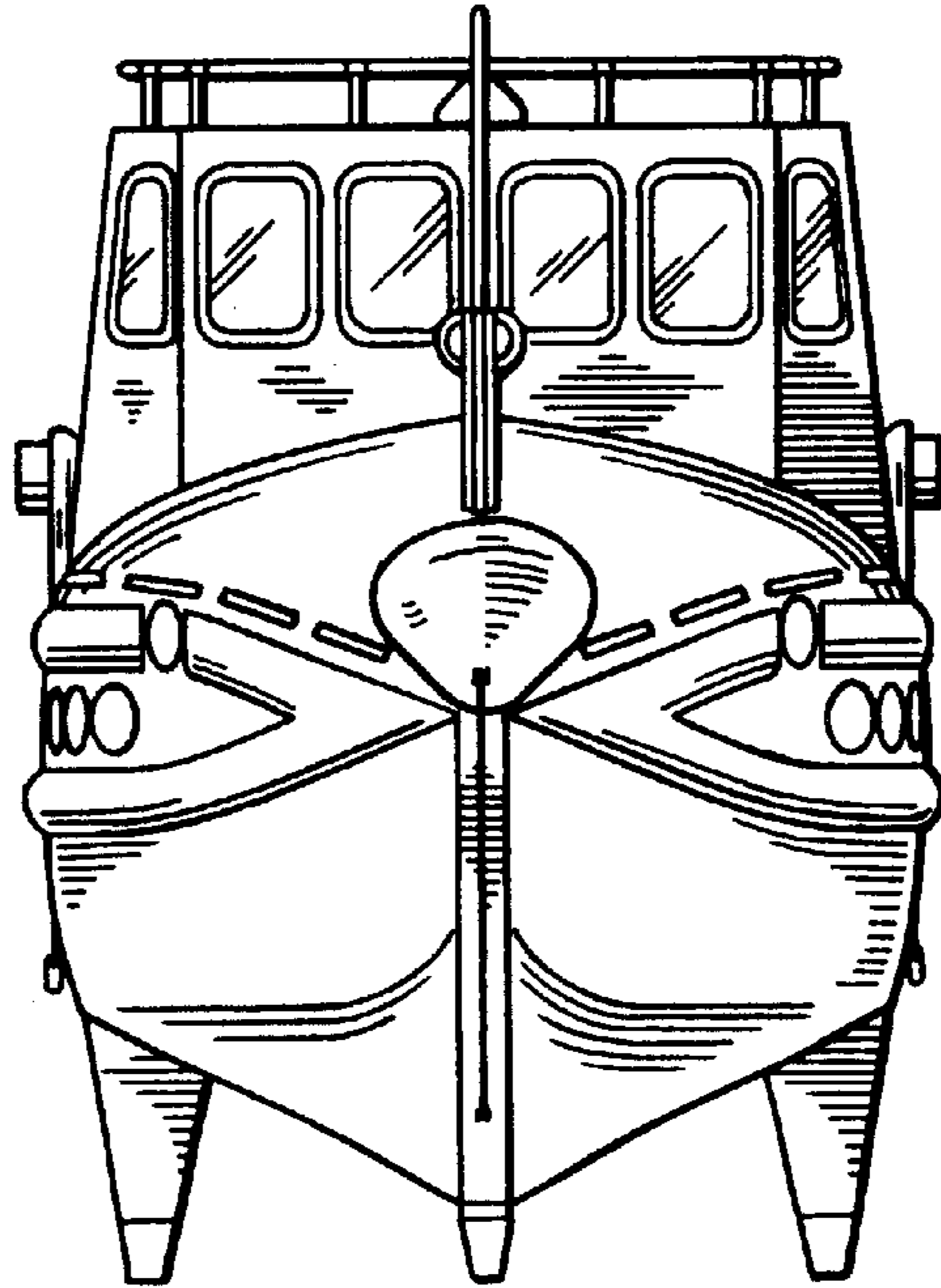


FIG. 5

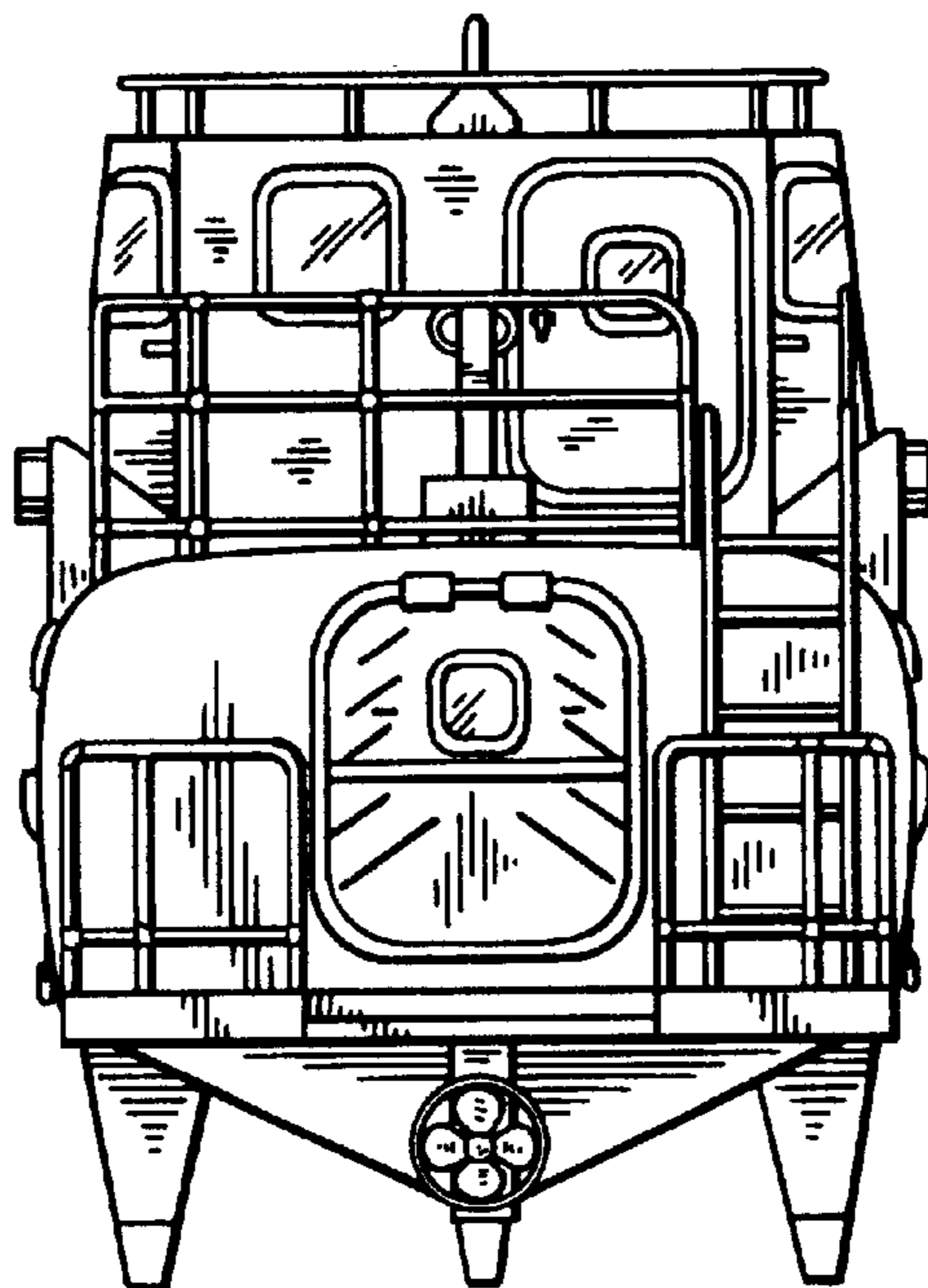


FIG. 6

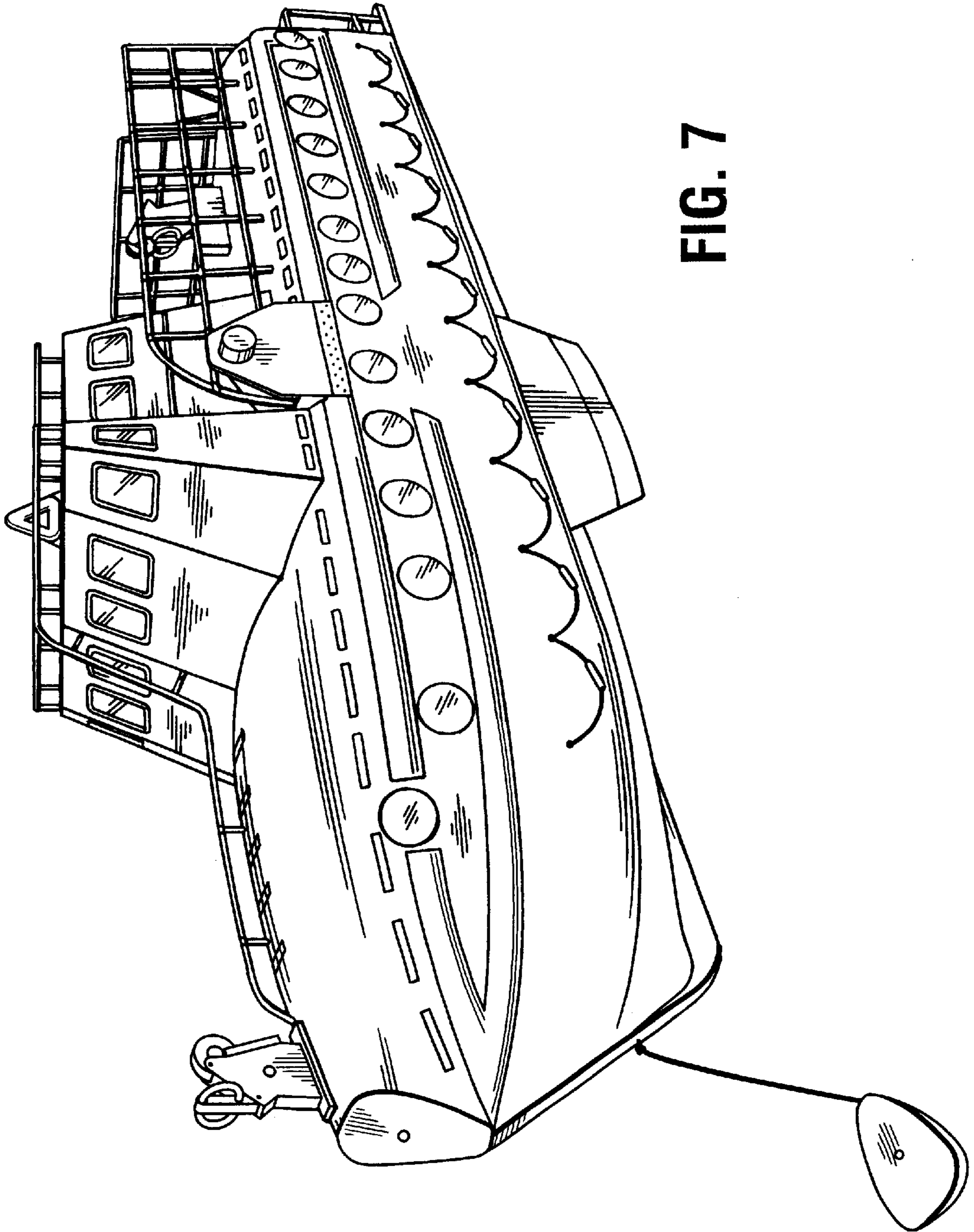


FIG. 7