



US00D445748S

(12) **United States Design Patent**
Iacovelli et al.

(10) **Patent No.:** **US D445,748 S**

(45) **Date of Patent:** **** Jul. 31, 2001**

(54) **FLOOR MAT**

(75) Inventors: **Marc Iacovelli; Saied Hussaini**, both of Miami, FL (US)

(73) Assignee: **Rally Manufacturing, Inc.**, Miami, FL (US)

(**) Term: **14 Years**

(21) Appl. No.: **29/104,636**

(22) Filed: **May 10, 1999**

(51) **LOC (7) Cl.** **12-16**

(52) **U.S. Cl.** **D12/203**

(58) **Field of Search** D12/203; 296/97.23; 15/215-217; D6/582-586, 592; 428/141; 280/163, 164.1

(56) **References Cited**

U.S. PATENT DOCUMENTS

D. 232,533	*	8/1974	Wells	D12/203
D. 313,789	*	1/1991	Thundercloud	D12/203
D. 325,555	*	4/1992	Primeau	D12/203
D. 358,571	*	5/1995	Thundercloud	D12/203
D. 358,572	*	5/1995	Thundercloud	D12/203
D. 393,238	*	4/1998	Kraines	D12/203

D. 401,203	*	11/1998	Lu	D12/203
D. 404,352	*	1/1999	Lu	D12/203
D. 408,342	*	4/1999	Yang	D12/203
3,526,016	*	9/1970	Stata	D12/203 X

* cited by examiner

Primary Examiner—Jeffrey Asch

Assistant Examiner—Stacia Sinuik

(74) *Attorney, Agent, or Firm*—Liniak, Berenato, Longacre & White

(57) **CLAIM**

The ornamental design for a floor mat, as shown and described.

DESCRIPTION

FIG. 1 is a front view of a floor mat showing my new design. FIG. 2 is a rear view of the floor mat shown in FIG. 1. FIG. 3 is a left side view of the floor mat shown in FIG. 1. FIG. 4 is a right side view of the floor mat shown in FIG. 1. FIG. 5 is a top view of the floor mat shown in FIG. 1. FIG. 6 is a bottom view of the floor mat shown in FIG. 1; and, FIG. 7 is a reduced top and left side perspective view of the floor mat shown in FIG. 1.

1 Claim, 5 Drawing Sheets

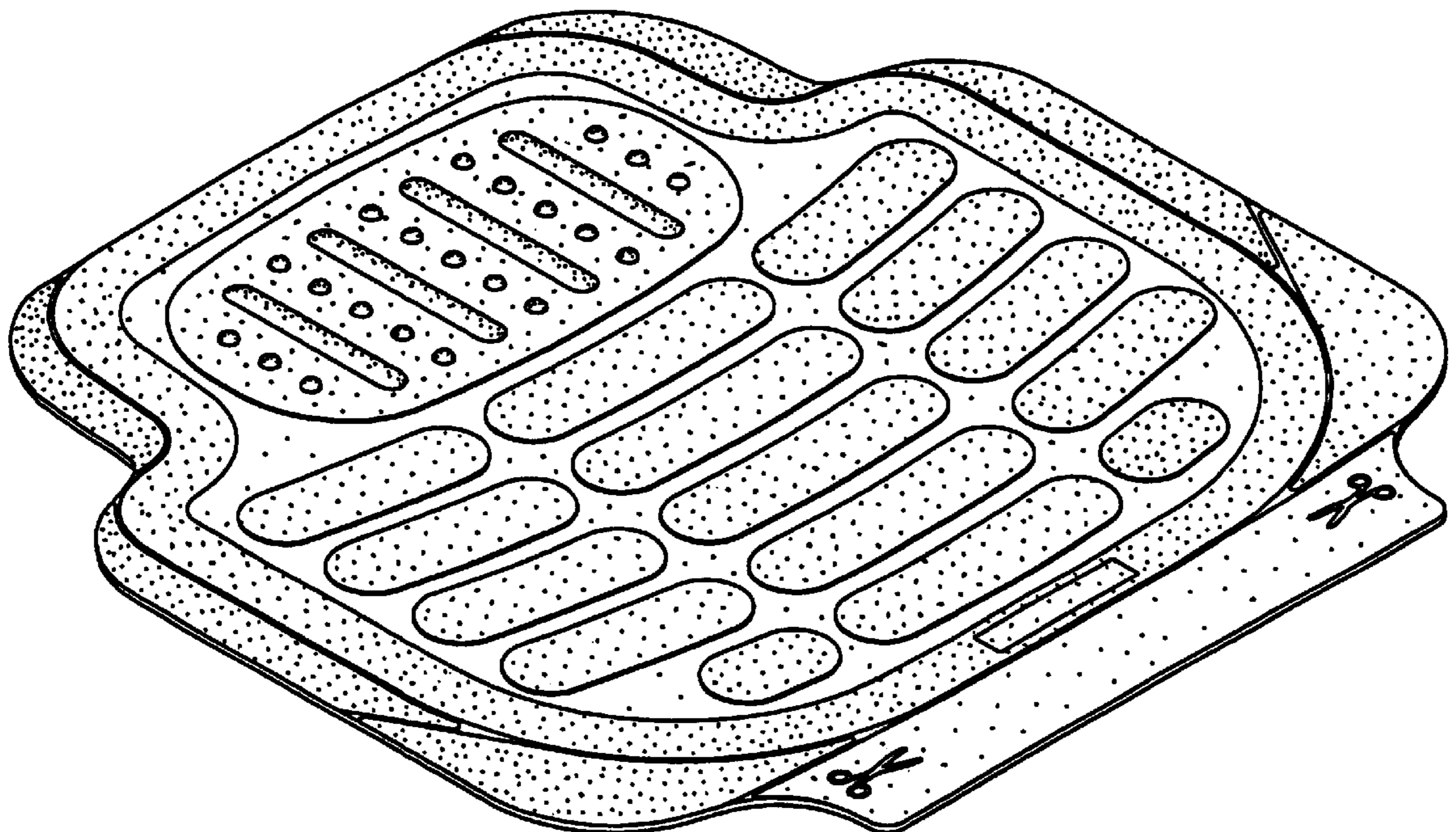


Fig. 1

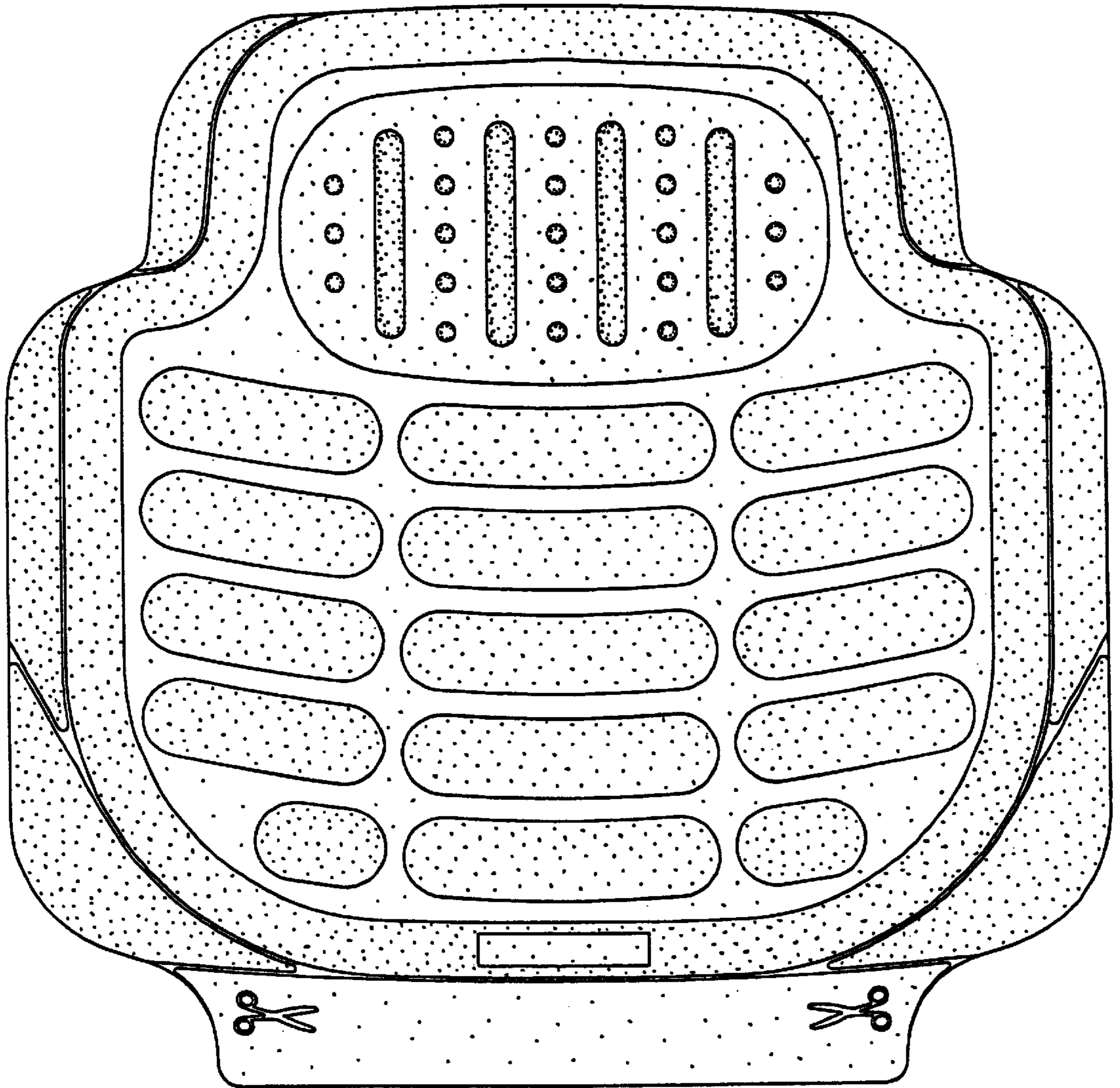


Fig. 2

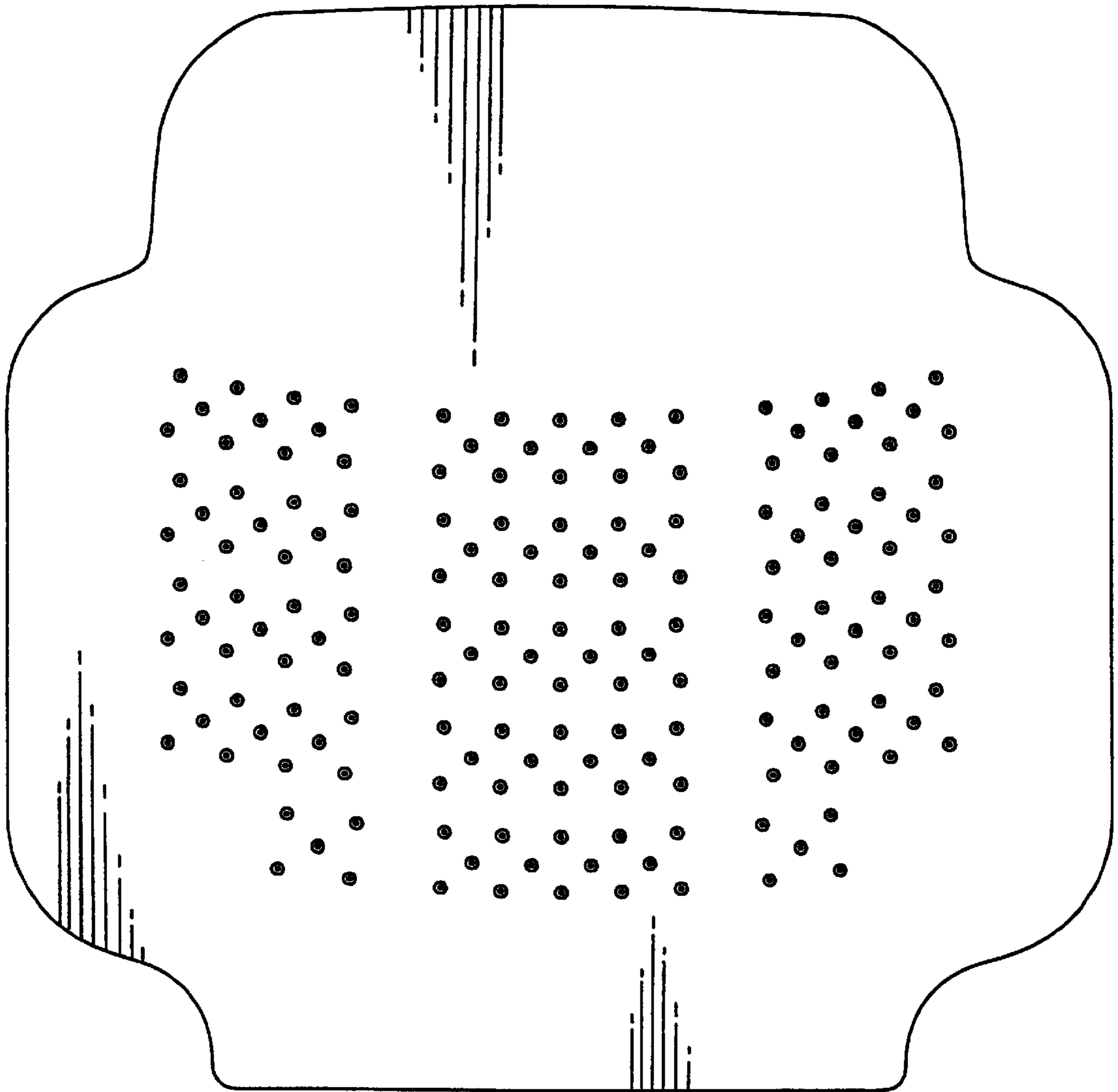


Fig. 3



Fig. 4



Fig. 5



Fig. 6



Fig. 7

