



US00D445737S

(12) **United States Design Patent**  
**Sheu**

(10) **Patent No.:** **US D445,737 S**

(45) **Date of Patent:** **\*\* Jul. 31, 2001**

(54) **TIRE VALVE CAP**

(75) **Inventor:** **Lih-Ching Sheu, Tainan Hsien (TW)**

(73) **Assignee:** **Kuan Hsings Enterprise Corp., Tainan Hsien (TW)**

(\*\*) **Term:** **14 Years**

(21) **Appl. No.:** **29/122,182**

(22) **Filed:** **Apr. 21, 2000**

(51) **LOC (7) Cl.** ..... **12-15**

(52) **U.S. Cl.** ..... **D12/153**

(58) **Field of Search** ..... D12/153; D8/310, D8/312; D9/450, 453; D23/260; 74/558.5; 137/232; 138/89.1, 89.2, 89.3, 89.4, 96 R; 152/427, 428, 429, DIG. 7, DIG. 13; 220/288, 727; 285/901; 411/429, 925

(56) **References Cited**

**U.S. PATENT DOCUMENTS**

D. 47,884	*	9/1915	Kraft	.....	D12/153
D. 131,090	*	1/1942	Schlage	.....	D12/153
D. 405,743	*	2/1999	Hassaini	.....	D12/153
1,140,634	*	5/1915	Tyler	.....	137/232
1,214,004	*	1/1917	Bowden	.....	137/232

1,237,512	*	8/1917	Lamond	.....	137/232
1,244,330	*	10/1917	Holt	.....	137/232
1,344,854	*	6/1920	Berg	.....	137/232
2,312,679	*	3/1943	Speth	.....	152/DIG. 7
3,039,510	*	6/1962	Cardi	.....	152/DIG. 13
4,373,405	*	2/1983	Geil	.....	74/558.5
5,836,214	*	11/1998	Marquis	.....	74/558.5

\* cited by examiner

*Primary Examiner*—Robert M. Spear

(74) *Attorney, Agent, or Firm*—Bacon & Thomas, PLLC

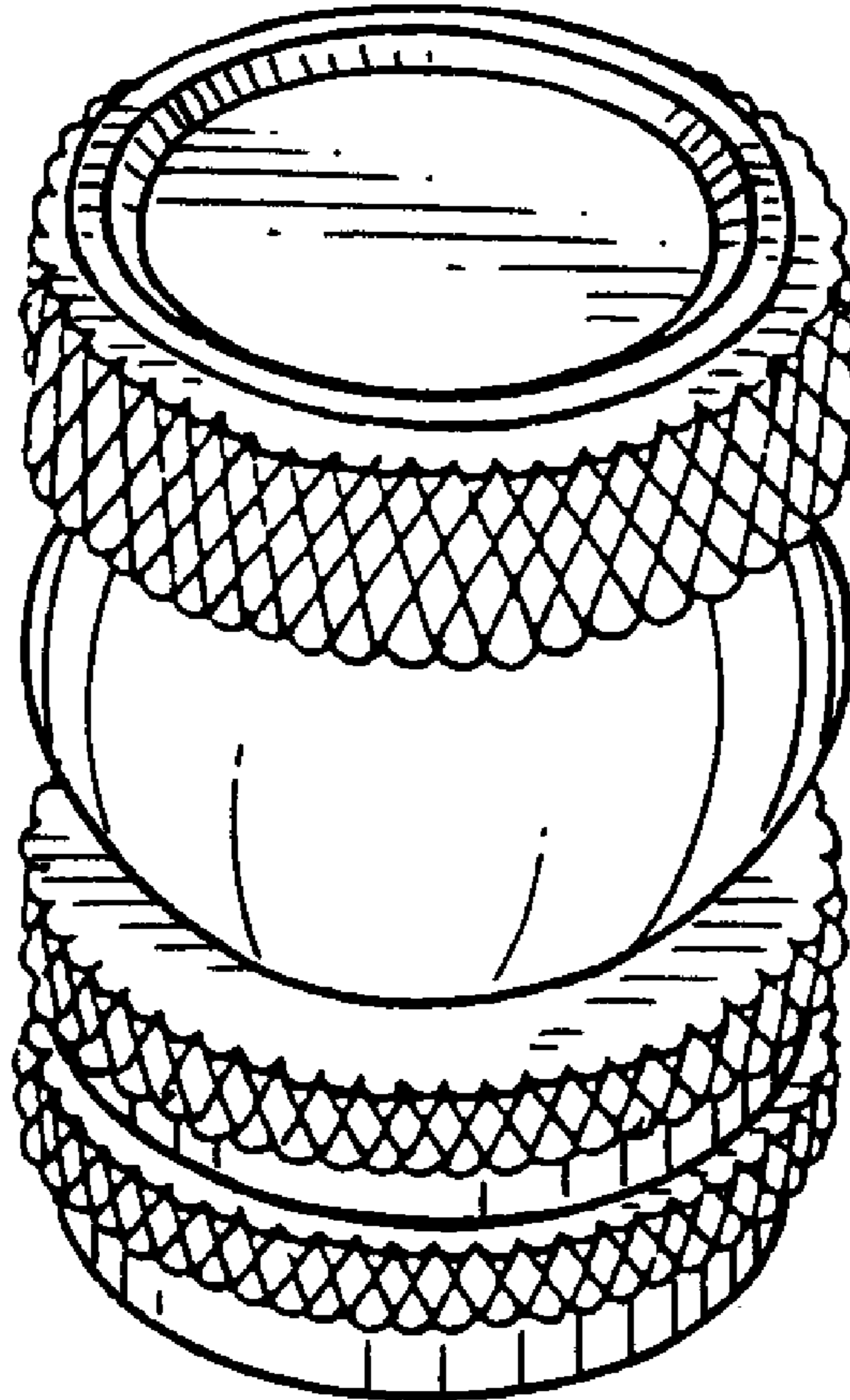
(57) **CLAIM**

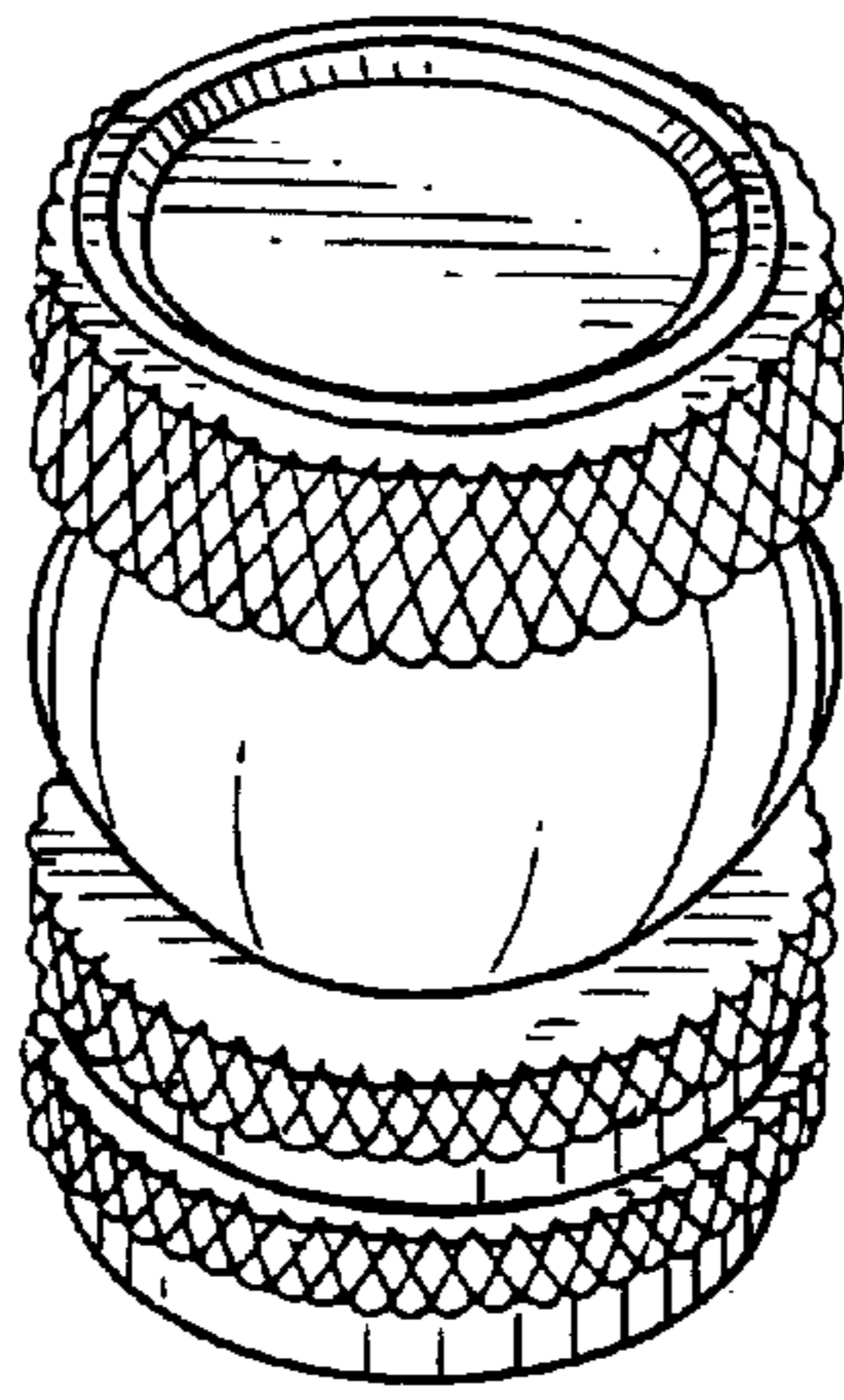
The ornamental design for a tire valve cap, as shown and described.

**DESCRIPTION**

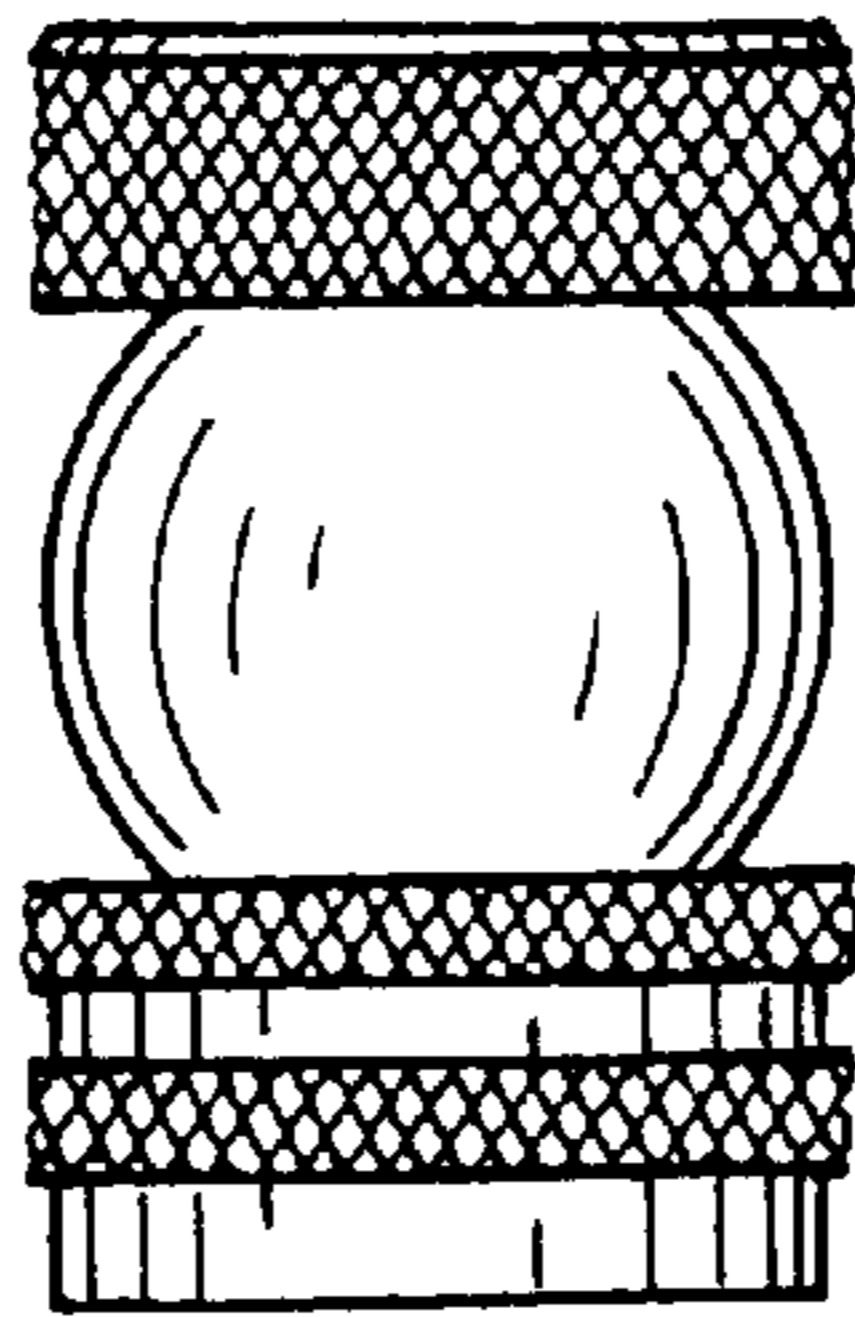
FIG. 1 is a perspective view of the tire valve cap according to the present invention;  
FIG. 2 is a front, rear, left and right view of the tire valve cap according to the present invention;  
FIG. 3 is a top view of the tire valve cap according to the present invention; and,  
FIG. 4 is a bottom view of the tire valve cap according to the present invention.

**1 Claim, 2 Drawing Sheets**

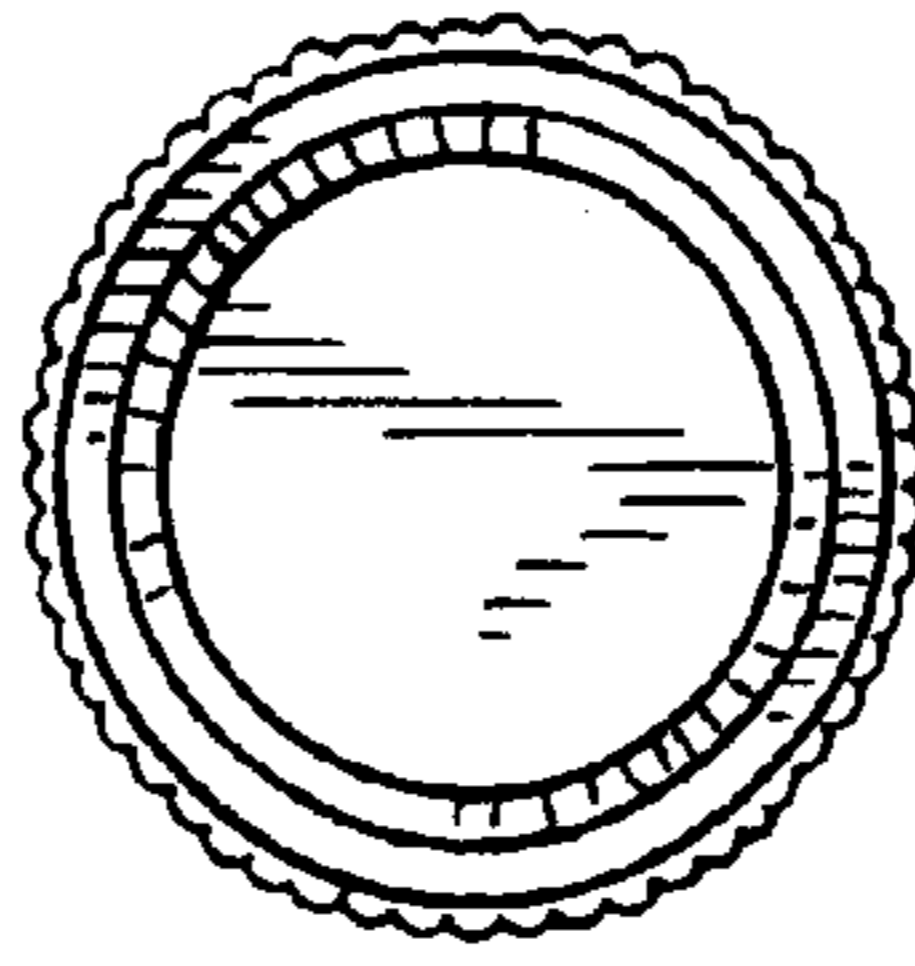




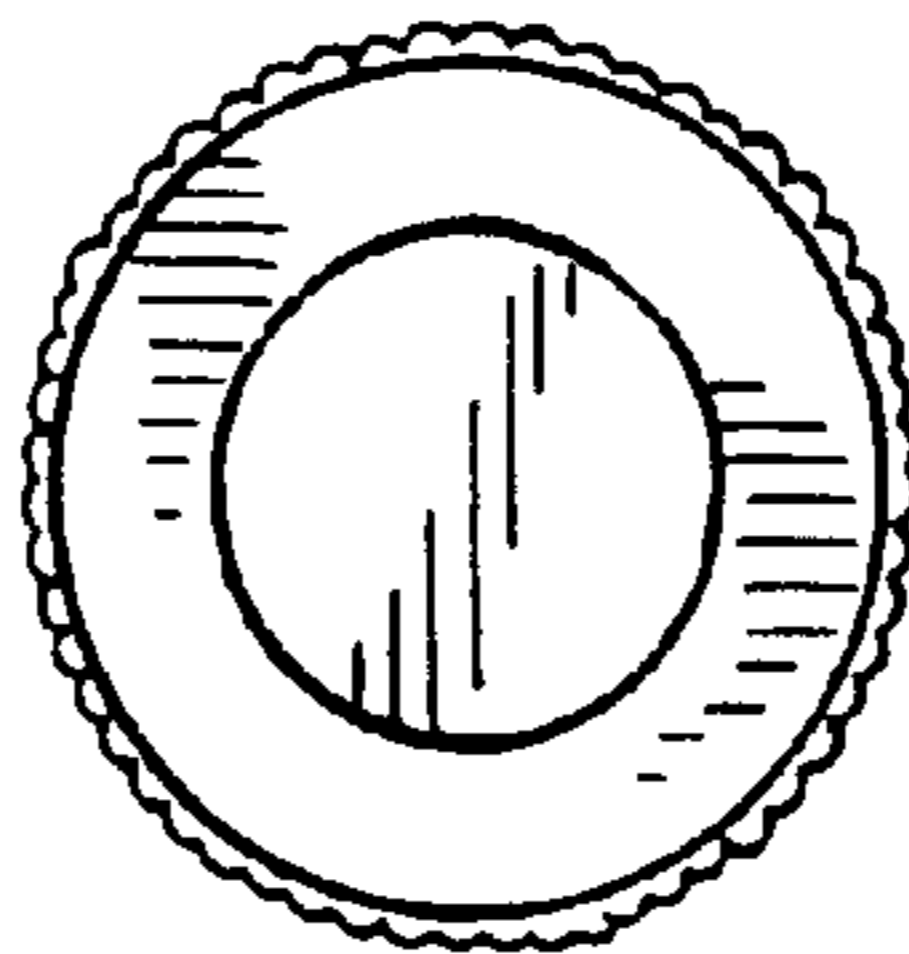
*FIG 1*



*FIG 2*



*FIG 3*



*FIG 4*