



US00D445725S

(12) **United States Design Patent**
Goplen

(10) **Patent No.:** **US D445,725 S**

(45) **Date of Patent:** **** Jul. 31, 2001**

(54) **SURFACE CONFIGURATION OF A VEHICLE**

(75) Inventor: **Erik Goplen**, Munich (DE)

(73) Assignee: **Bayerische Motoren Werke Aktiengesellschaft**, Munich (DE)

(**) Term: **14 Years**

(21) Appl. No.: **29/101,818**

(22) Filed: **Mar. 11, 1999**

(51) **LOC (7) Cl.** **12-08**

(52) **U.S. Cl.** **D12/92**

(58) **Field of Search** **D12/90-92; 296/185**

(56) **References Cited**

U.S. PATENT DOCUMENTS

- D. 372,687 * 8/1996 Boyer D12/92
- D. 392,220 * 3/1998 Haussmann D12/91
- D. 396,432 * 7/1998 Jyring D12/91
- D. 486,797 * 3/1999 Bangle D12/92

* cited by examiner

Primary Examiner—Melody N. Brown

(74) *Attorney, Agent, or Firm*—Evenson, McKeown, Edwards & Lenahan, P.L.L.C.

(57) **CLAIM**

The ornamental design for a surface configuration of a vehicle, as shown and described.

DESCRIPTION

FIG. 1 is a front view of a surface configuration of a vehicle according to my novel design;

FIG. 2 is a left side view of a surface configuration of a vehicle according to my novel design;

FIG. 3 is a right side view of a surface configuration of a vehicle according to my novel design;

FIG. 4 is a rear view of a surface configuration of a vehicle according to my novel design;


FIG. 5 is a top view of a surface configuration of a vehicle according to my novel design;

FIG. 6 is a perspective view from the front left of a surface configuration of a vehicle according to my novel design, the perspective view from the front right being mirror symmetrical thereto; and,

FIG. 7 is a perspective view from the rear left of a surface configuration of a vehicle according to my novel design, the perspective view from the rear right being mirror symmetrical thereto.

The broken line included depicts environment and is not part of the claimed design.

1 Claim, 4 Drawing Sheets



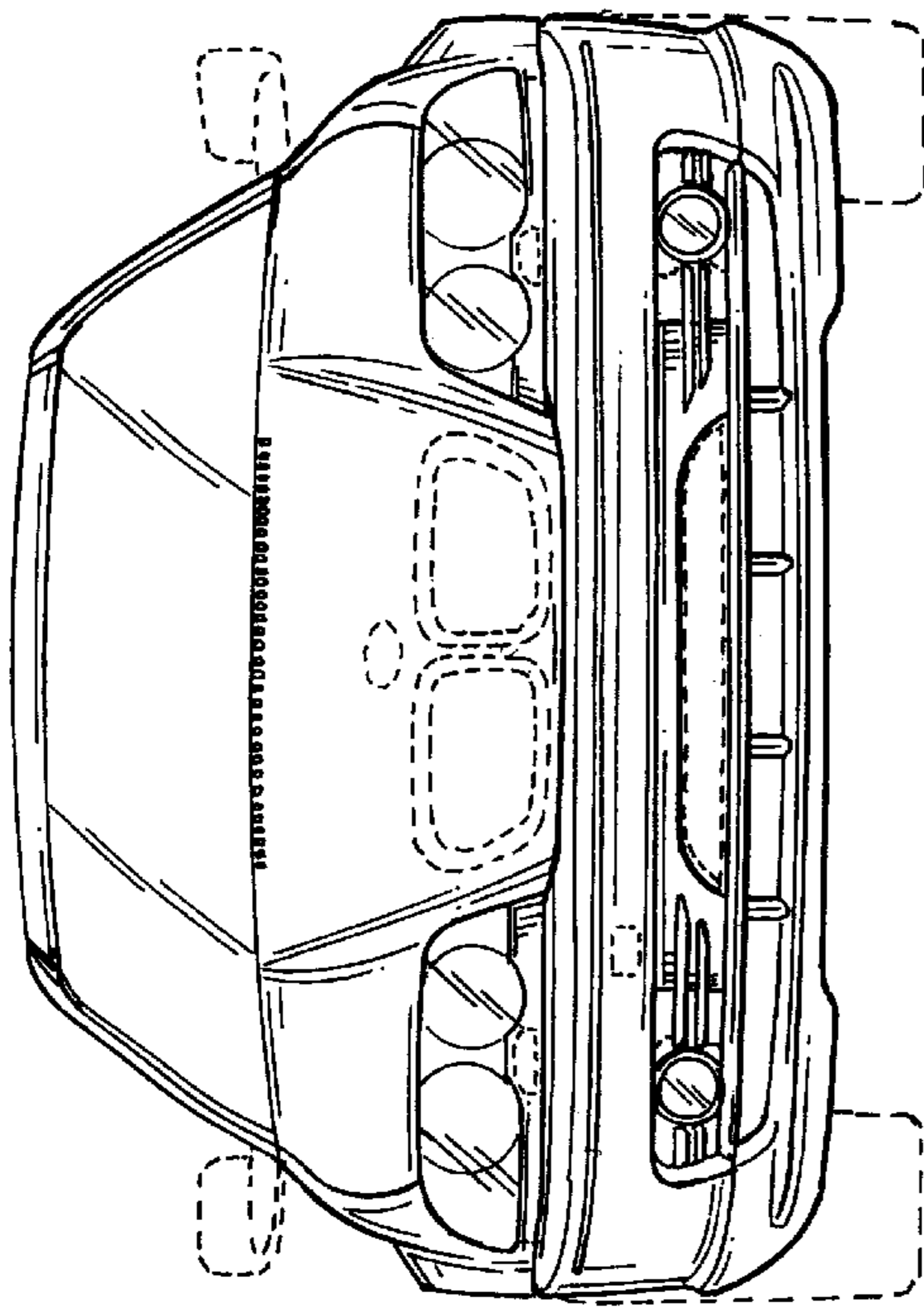


FIG. 1

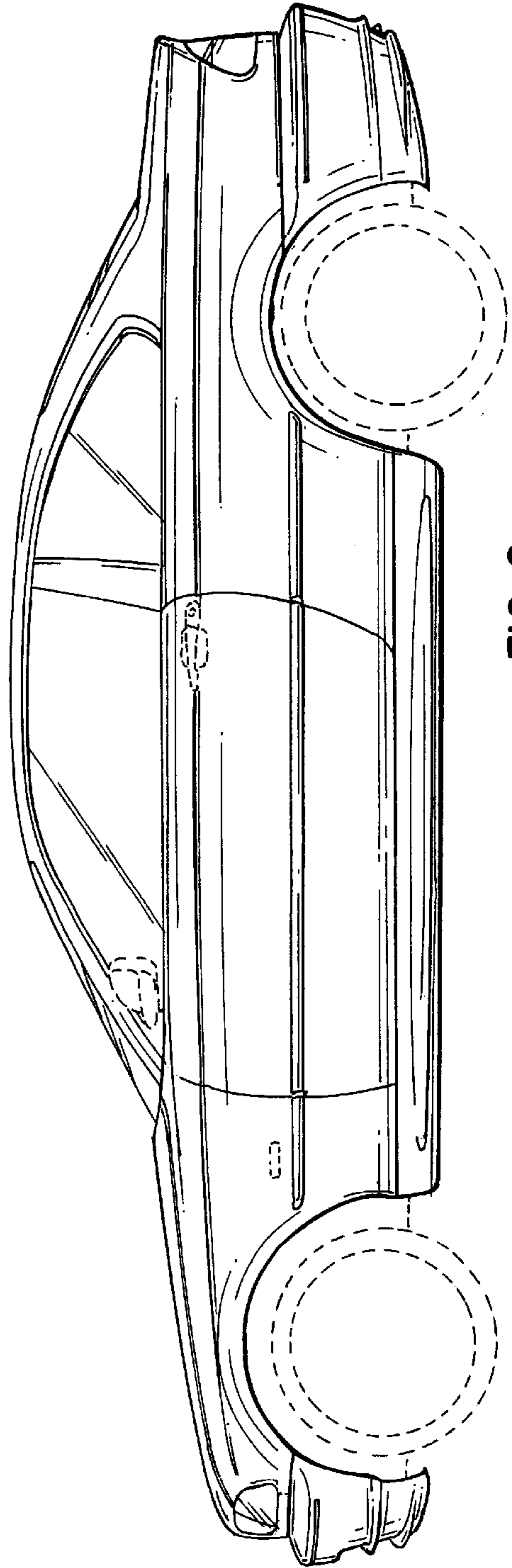


FIG. 2

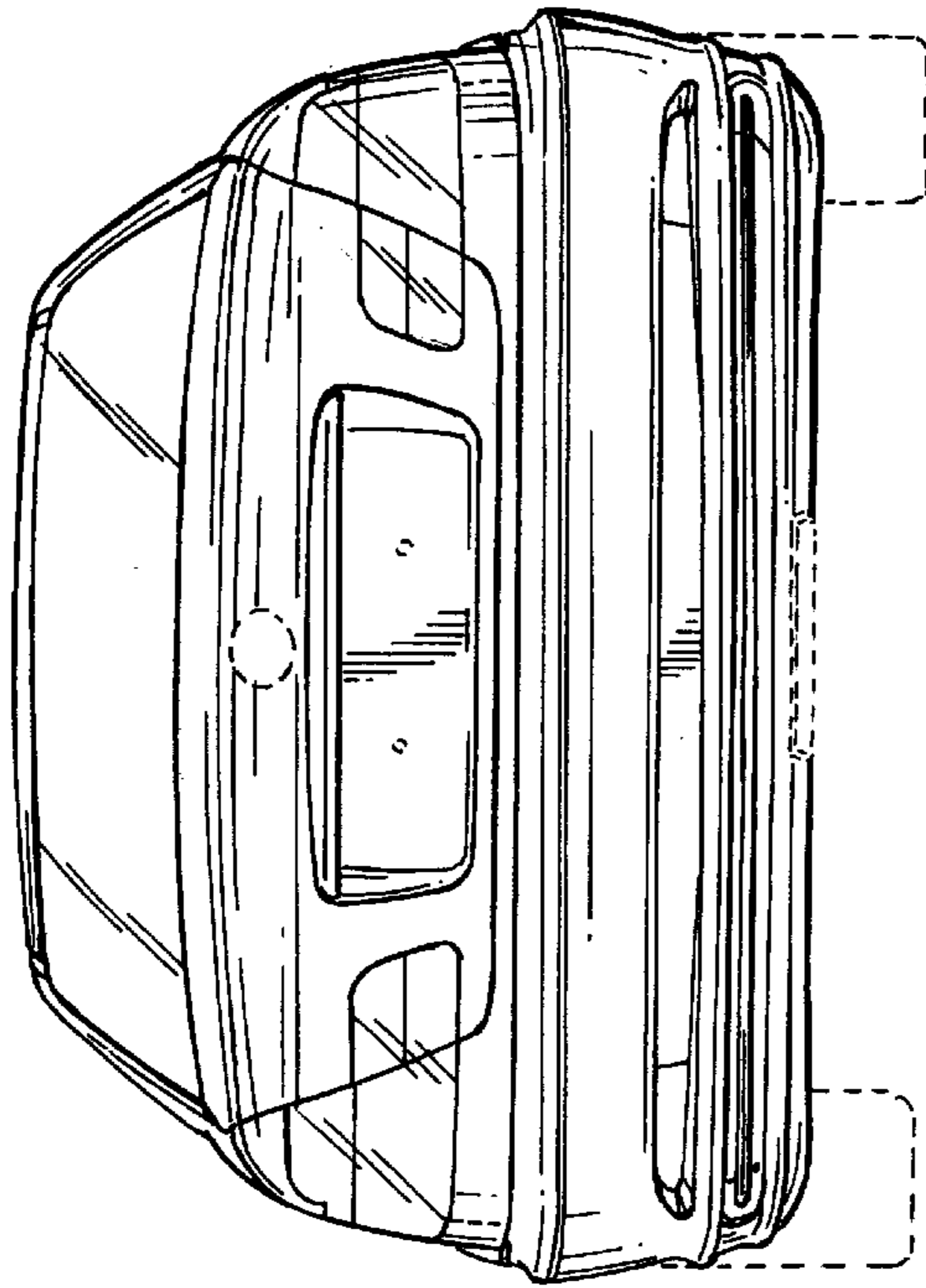


FIG. 4

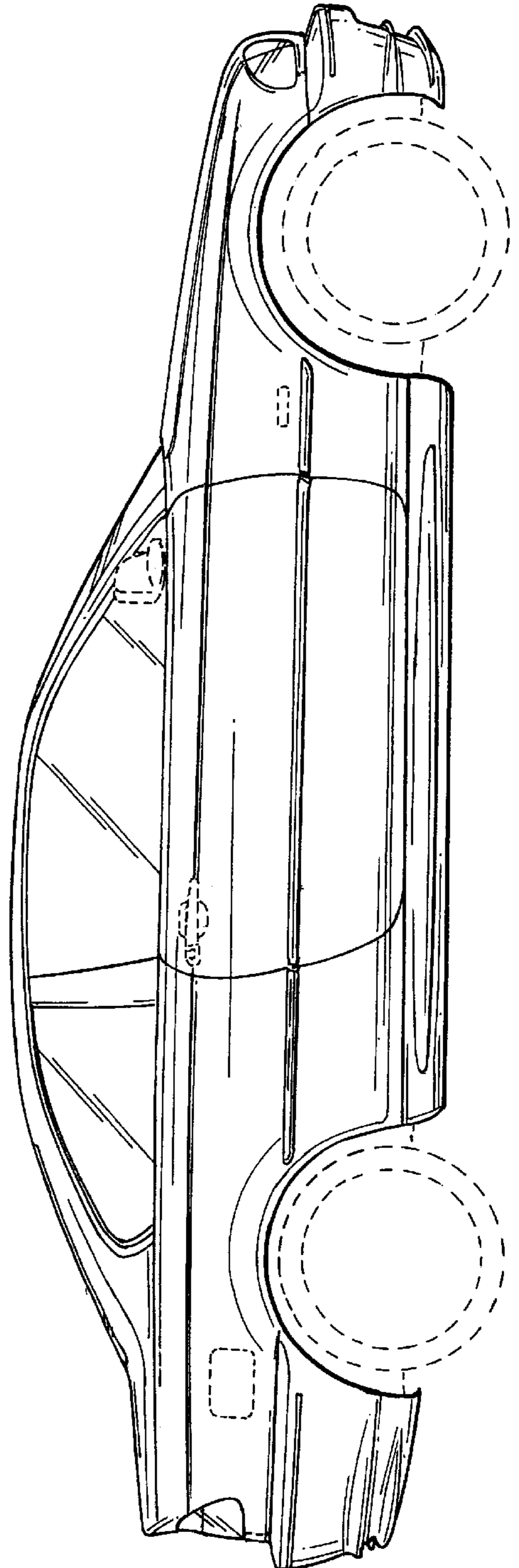


FIG. 3

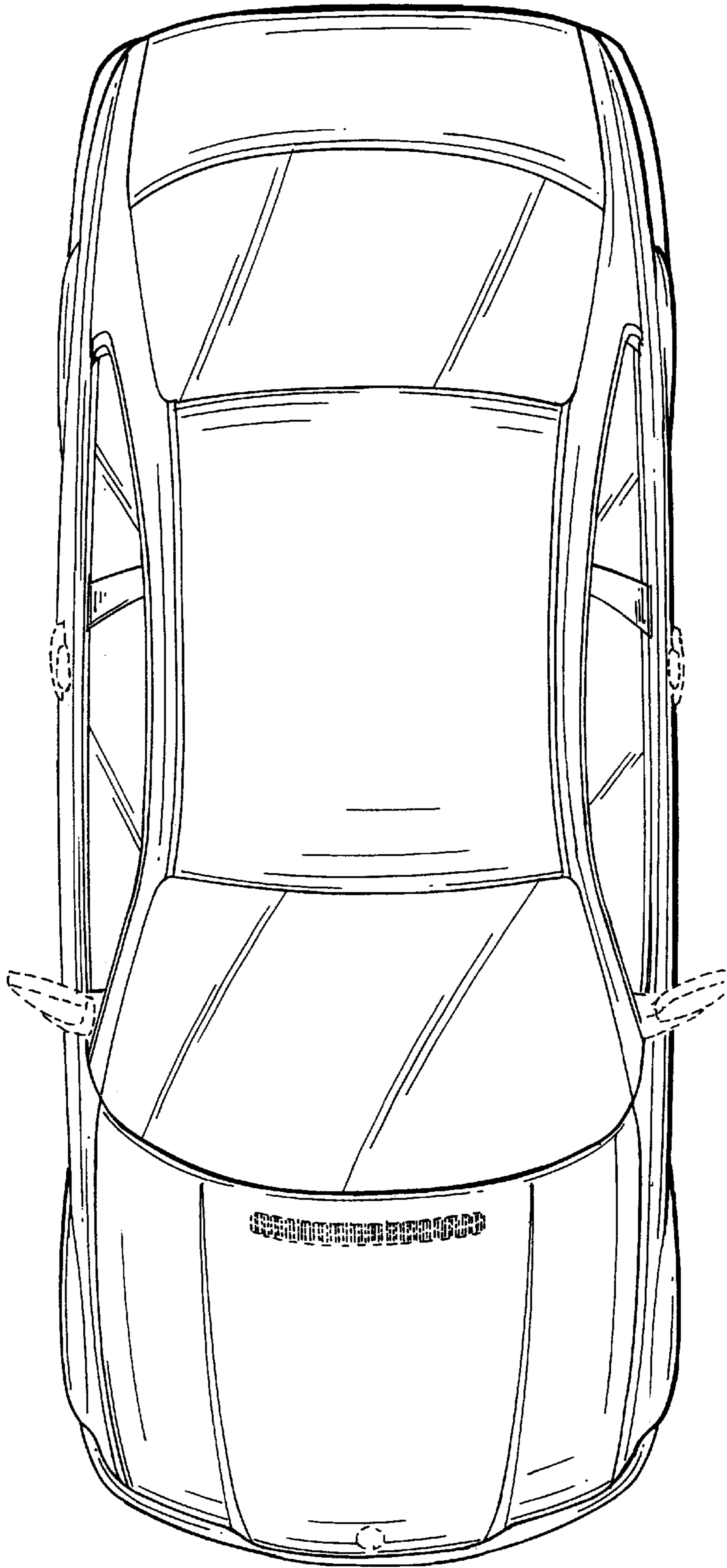


FIG. 5




FIG. 6




FIG. 7