



US00D445712S

(12) **United States Design Patent**  
**Tu**

(10) **Patent No.:** **US D445,712 S**

(45) **Date of Patent:** **\*\* Jul. 31, 2001**

(54) **PORTION OF A WATCH HOUSING**

(75) Inventor: **Aurelie C. Tu**, Portland, OR (US)

(73) Assignee: **Nike, Inc.**, Beaverton, OR (US)

(\*\*) Term: **14 Years**

(21) Appl. No.: **29/136,784**

(22) Filed: **Feb. 7, 2001**

(51) **LOC (7) Cl.** ..... **10-02**

(52) **U.S. Cl.** ..... **D10/128**

(58) **Field of Search** ..... D10/1-40, 122-132;  
368/223, 228-229, 232, 280-282, 285,  
276-277

(56) **References Cited**

**U.S. PATENT DOCUMENTS**

- D. 61,974 \* 2/1923 Dumsha ..... D10/128
- D. 386,692 11/1997 Kume et al. .
- D. 392,902 3/1998 Mouawad .
- D. 394,214 5/1998 Sang .
- D. 394,401 5/1998 Moriai et al. .
- D. 394,404 5/1998 Ishizaka et al. .
- D. 394,610 5/1998 Ishizaka et al. .
- D. 394,817 6/1998 Roales .
- D. 395,011 6/1998 Hanagata .
- D. 397,952 \* 9/1998 Bruce et al. .... D10/128
- D. 399,432 10/1998 Mouawad .
- D. 402,900 12/1998 Hanagata et al. .

- D. 403,246 12/1998 Hanagata .
- D. 404,328 \* 1/1999 Brunner et al. .... D10/128
- D. 411,128 \* 6/1999 Bruce et al. .... D10/128
- D. 415,708 \* 10/1999 Yanku ..... D10/128

\* cited by examiner

*Primary Examiner*—Nelson C. Holtje

(74) *Attorney, Agent, or Firm*—TraskBritt PC

(57) **CLAIM**

The ornamental design for a portion of a watch housing, as shown and described.

**DESCRIPTION**

FIG. 1 is a perspective view of the portion of a watch housing showing my new design;

FIG. 2 is a top view of the portion of a watch housing shown in FIG. 1;

FIG. 3 is a left side elevational view of the portion of a watch housing shown in FIG. 1;

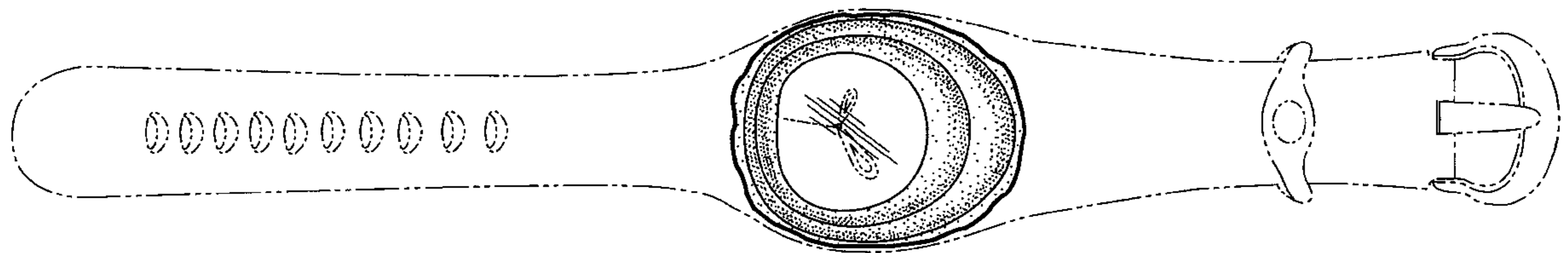
FIG. 4 is a right side elevational view of the portion of a watch housing shown in FIG. 1;

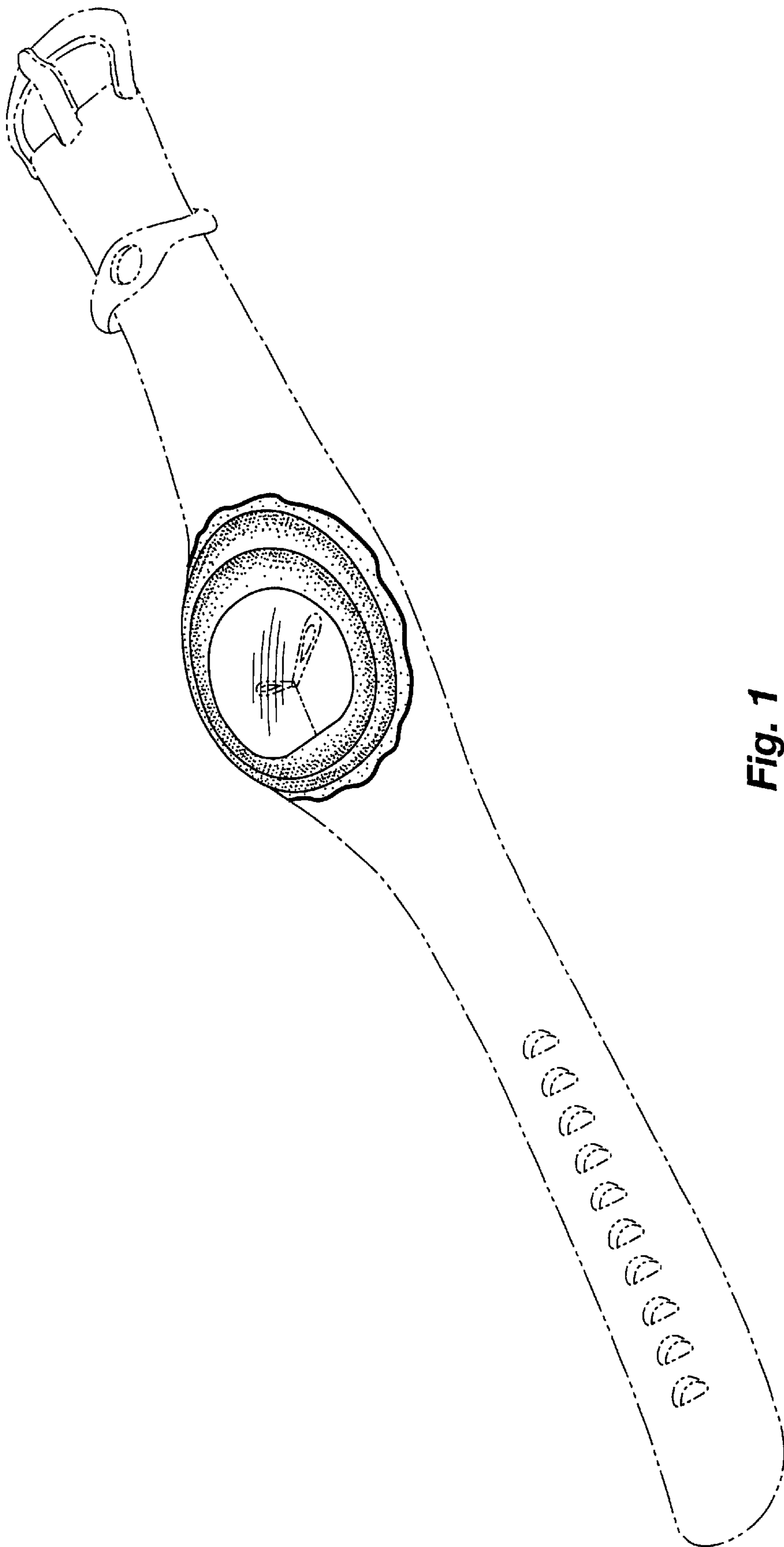
FIG. 5 is a front elevational view of the portion of a watch housing shown in FIG. 1; and,

FIG. 6 is a rear elevational view of the portion of a watch housing shown in FIG. 1.

The phantom lines showing a partial watch in FIGS. 1-6 are for illustrative purposes only and form no part of the claimed design.

**1 Claim, 4 Drawing Sheets**





**Fig. 1**

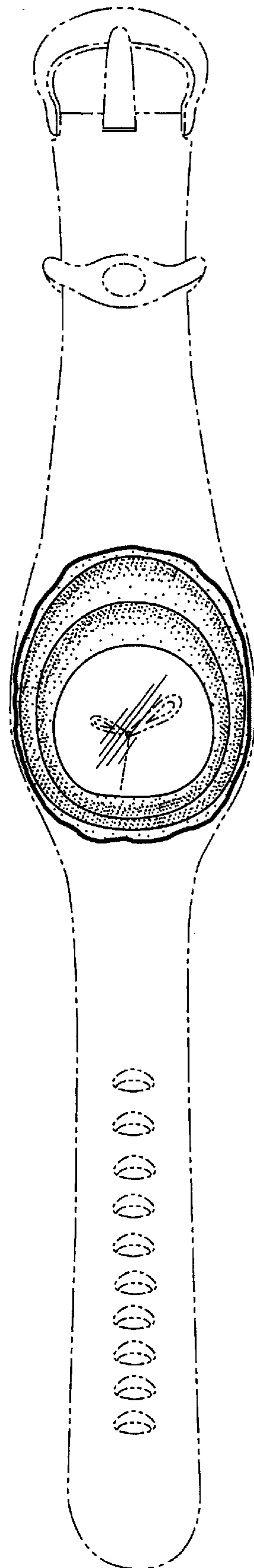


Fig. 2

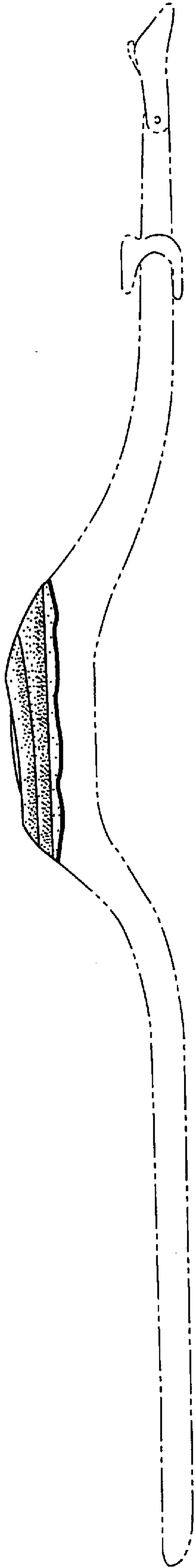


Fig. 3

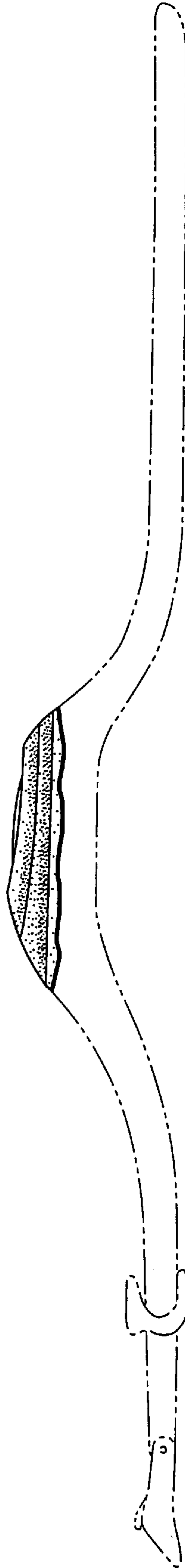
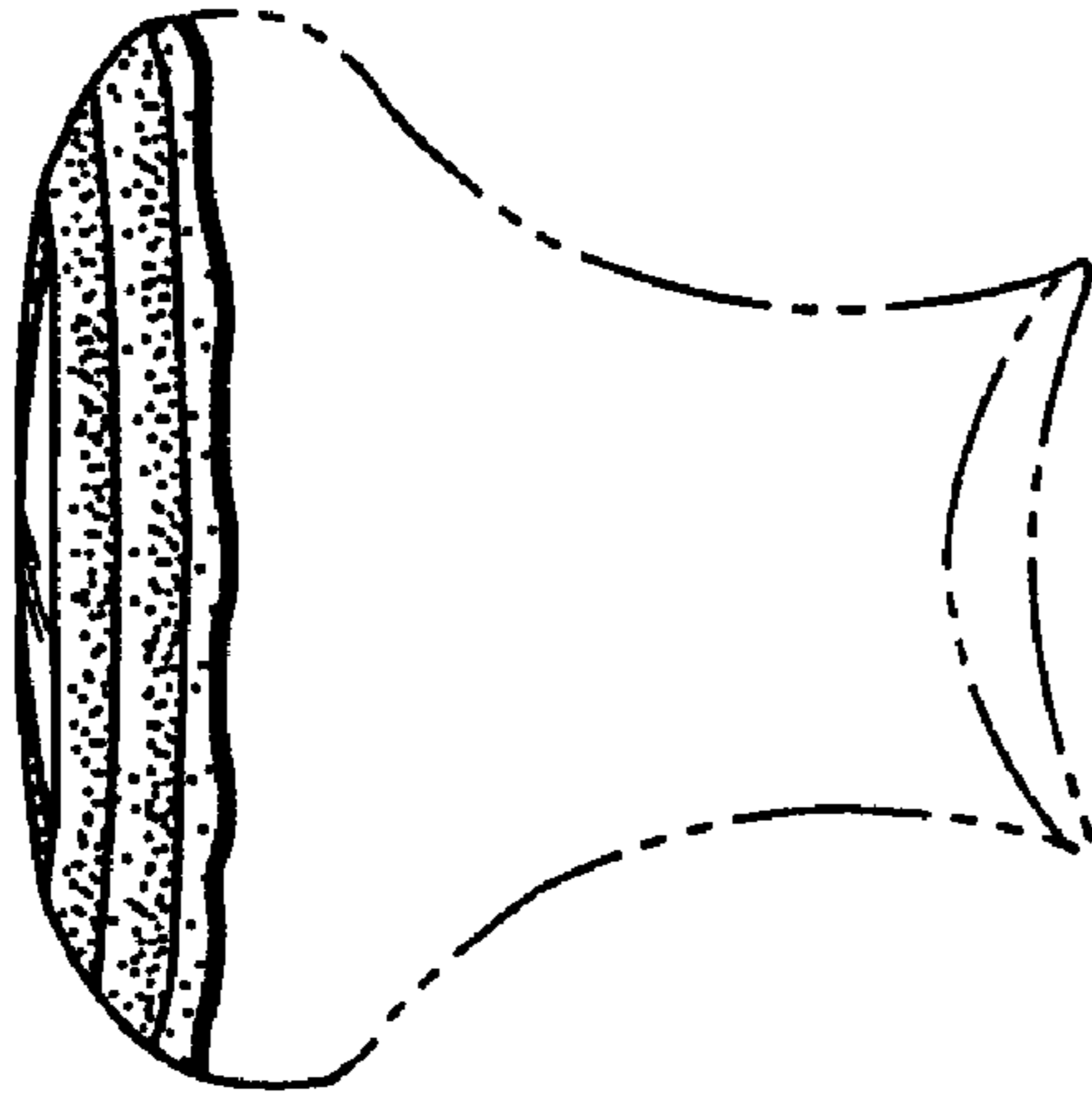
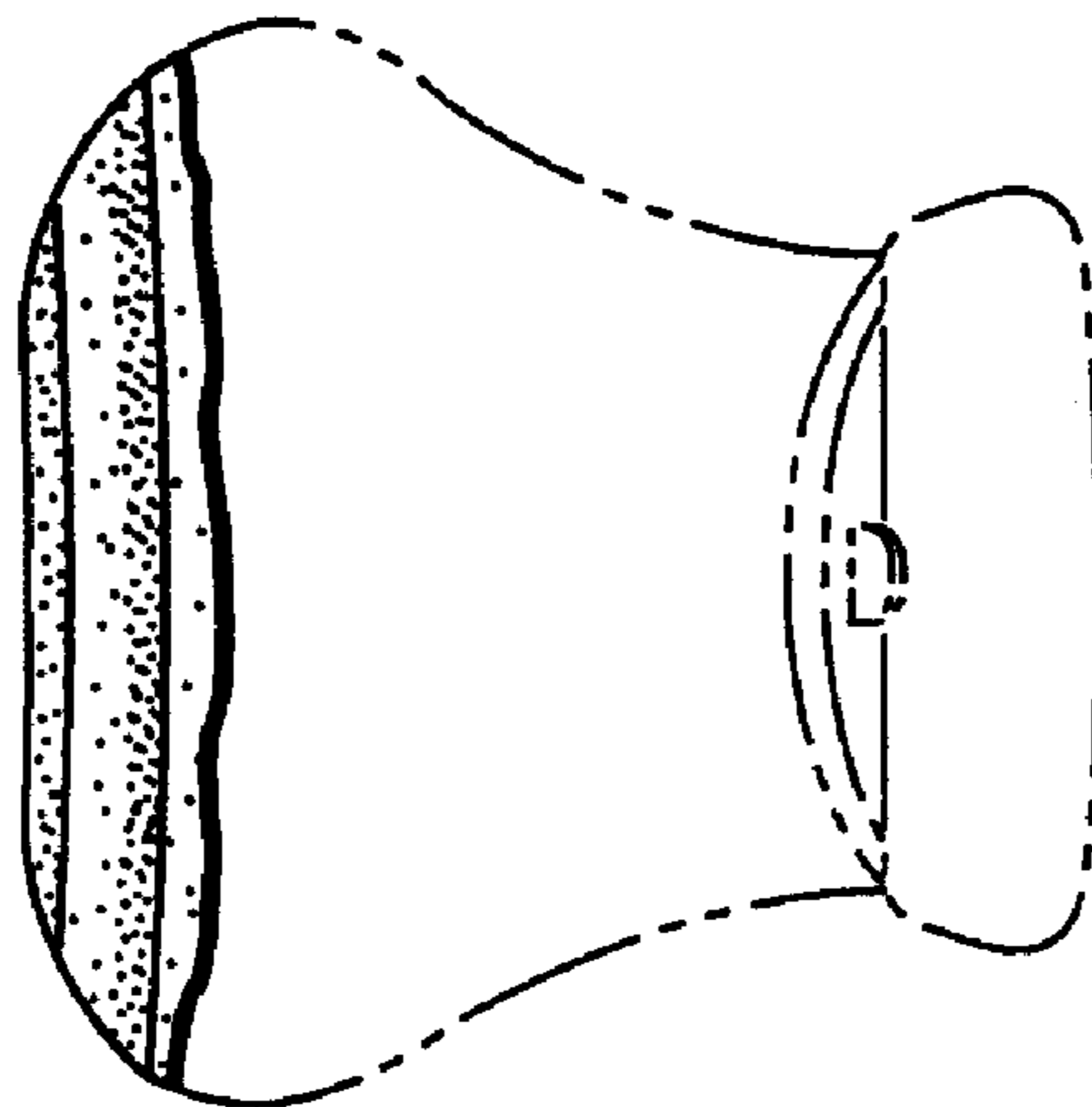


Fig. 4



**Fig. 5**



**Fig. 6**