



US00D445697S

(12) **United States Design Patent**
Hysek

(10) **Patent No.:** **US D445,697 S**

(45) **Date of Patent:** **** Jul. 31, 2001**

(54) **WATCH-CASE**

(76) **Inventor:** **Jörg Hysek**, Le Roccabella, 24, Av.
Princesse Grace, MC-98000 Monaco
(MC)

(**) **Term:** **14 Years**

(21) **Appl. No.:** **29/114,967**

(22) **Filed:** **Dec. 3, 1999**

(30) **Foreign Application Priority Data**

Jun. 4, 1999 (XH) DM/048 222

(51) **LOC (7) Cl.** **10-01**

(52) **U.S. Cl.** **D10/30**

(58) **Field of Search** D10/1-40, 122-132;
368/280-282, 276-277, 285

(56) **References Cited**

U.S. PATENT DOCUMENTS

- D. 302,132 * 7/1989 Woomer D10/39
- D. 386,694 * 11/1997 Houlihan D10/30
- D. 390,479 * 2/1998 Brandys et al. D10/39
- D. 395,403 * 6/1998 Hysek D10/30

- D. 432,028 * 10/2000 Burgener D10/32
- D. 432,434 * 10/2000 Hysek D10/30
- D. 432,924 * 10/2000 Versace D10/30

FOREIGN PATENT DOCUMENTS

9404125 * 12/1994 (DE) D10/39 U X

* cited by examiner

Primary Examiner—Nelson C. Holtje

(74) *Attorney, Agent, or Firm*—Eric Bleich

(57) **CLAIM**

I claim the ornamental design for the watch case, as shown and described.

DESCRIPTION

FIG. 1 is a front perspective view of the new ornamental watch case of the present invention.

FIG. 2 is a front view thereof.

FIG. 3 is a back view thereof.

FIG. 4 is a bottom plan view thereof.

FIG. 5 is a top plan view thereof.

FIG. 6 is a right side view thereof; and,

FIG. 7 is a left side view thereof.

1 Claim, 2 Drawing Sheets






Fig. 1




Fig. 2

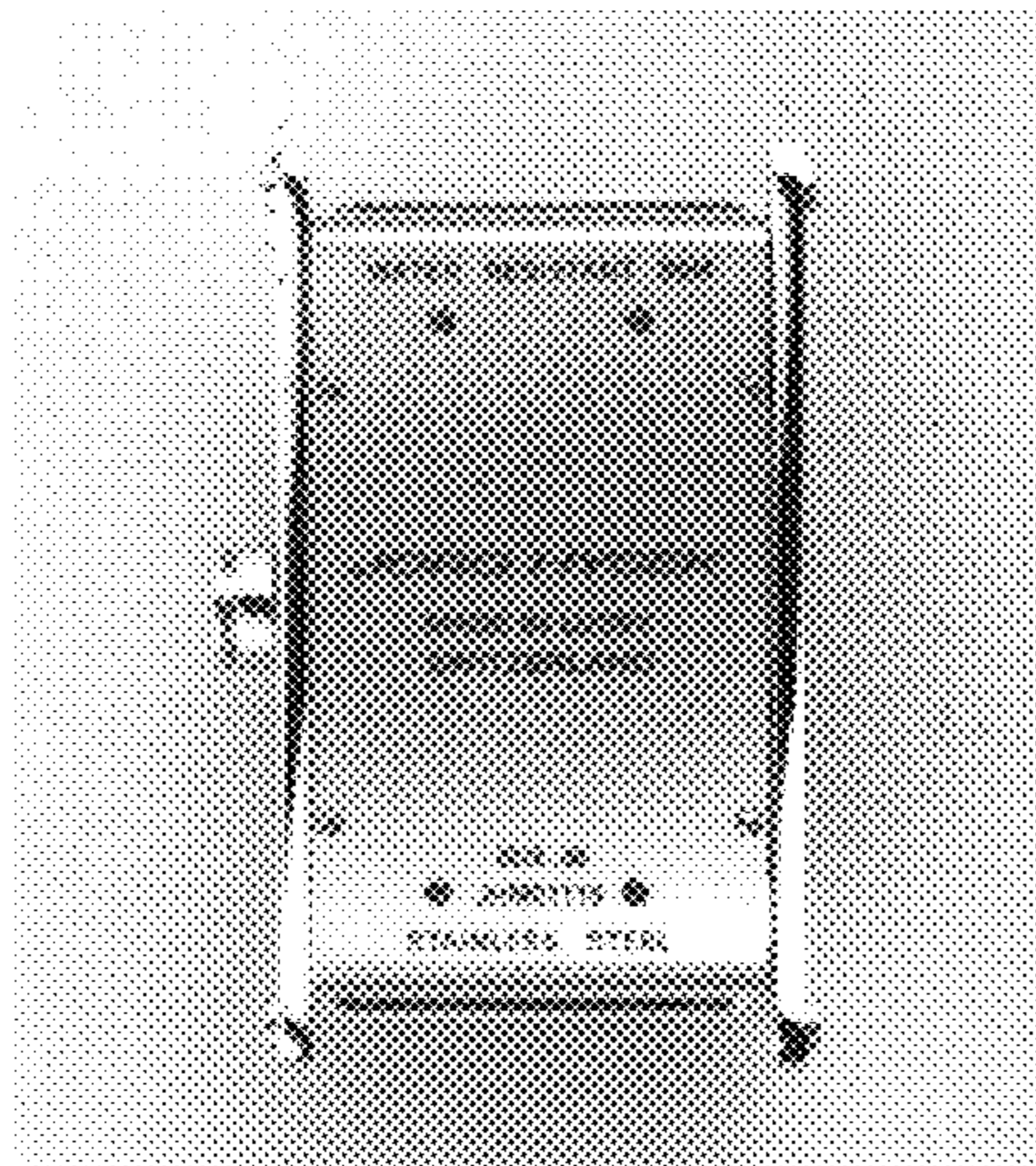


Fig. 3




Fig. 4




Fig. 5




Fig. 6




Fig. 7