



US00D445689S

(12) **United States Design Patent**
McCutchan

(10) **Patent No.:** **US D445,689 S**

(45) **Date of Patent:** **** Jul. 31, 2001**

(54) **CONTAINER**

(75) **Inventor:** **Michael Dean McCutchan**, Hamilton, OH (US)

(73) **Assignee:** **The Procter & Gamble Company**, Cincinnati, OH (US)

(**) **Term:** **14 Years**

(21) **Appl. No.:** **29/126,291**

(22) **Filed:** **Jul. 12, 2000**

(51) **LOC (7) Cl.** **09-03**

(52) **U.S. Cl.** **D9/503; D9/549; D9/574; D9/414**

(58) **Field of Search** D9/500, 502, 503, D9/506, 516, 546, 549, 551, 556, 557, 558, 569, 570, 574, 505, 337, 414, 418, 428, 513, 515, 520, 521, 529, 519, 530, 538-540, 544-545, 550, 522, 510, 454, 559-560, 564, 571-575; 215/382-384; 220/253-254, 662, 669

(56) **References Cited**

U.S. PATENT DOCUMENTS

D. 25,097	*	1/1896	Macarthy	D9/503
D. 35,412	*	12/1901	Lorenz	D9/500
D. 74,562	*	2/1928	Goode	D9/500
D. 214,159	*	5/1969	Hart et al.	D9/503
D. 219,958	*	2/1971	Clark	D9/428
D. 225,832	*	1/1973	Horne et al.	D9/500
D. 269,764	*	7/1983	Fortuna	D9/556

D. 279,452	*	7/1985	Beechuk	D9/500
D. 280,710	*	9/1985	Skylvik	D9/549
D. 288,293	*	2/1987	Skylvik	D9/500
D. 288,527	*	3/1987	Maguire	D9/503
D. 334,113	*	3/1993	Lewis et al.	D9/500
2,670,882	*	3/1954	Best	222/464.1
2,739,751	*	3/1956	Bailey	220/522
3,401,842	*	9/1968	Morrison	222/183
3,506,459	*	4/1970	Parlour	220/522
4,151,929	*	5/1979	Sapien	220/495.02
4,883,935	*	11/1989	Fairchild et al.	206/509
5,139,163	*	8/1992	Diaz	220/258
5,447,236	*	9/1995	Perry et al.	206/541
6,068,865	*	5/2000	Lee et al.	426/43

* cited by examiner

Primary Examiner—Nanda Bondade

Assistant Examiner—Carol Rademaker

(74) *Attorney, Agent, or Firm*—Paul M. Ulrich

(57) **CLAIM**

The ornamental design for a container, as shown and described.

DESCRIPTION


FIG. 1 is a perspective view of a container, embodying the new design;

FIG. 2 is a top planar view of the container of FIG. 1;

FIG. 3 is a front elevational view of the container of FIG. 1, the rear and side elevations being the same; and,

FIG. 4 is a bottom planar view of the container of FIG. 1.

1 Claim, 1 Drawing Sheet



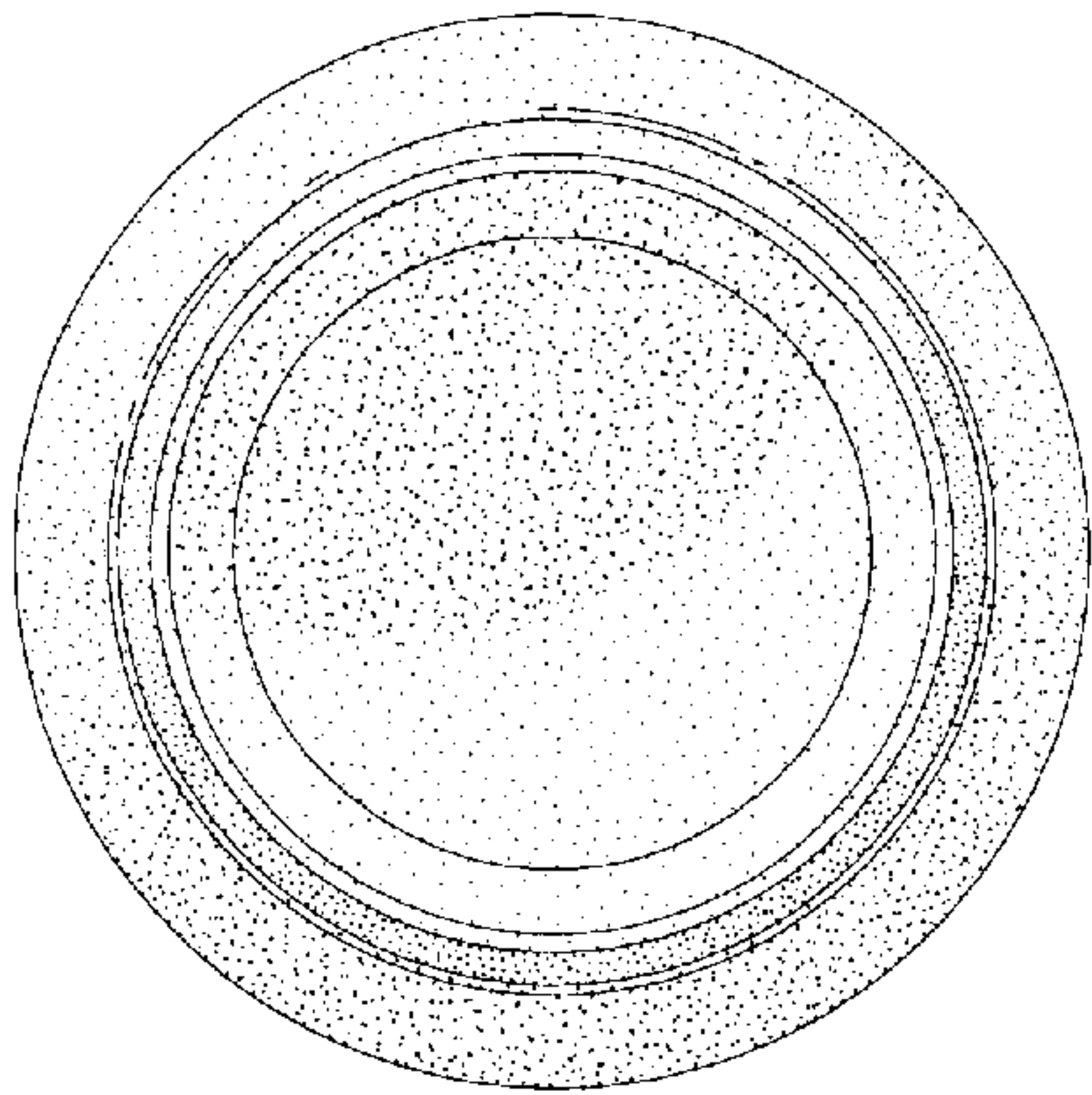


Fig. 2

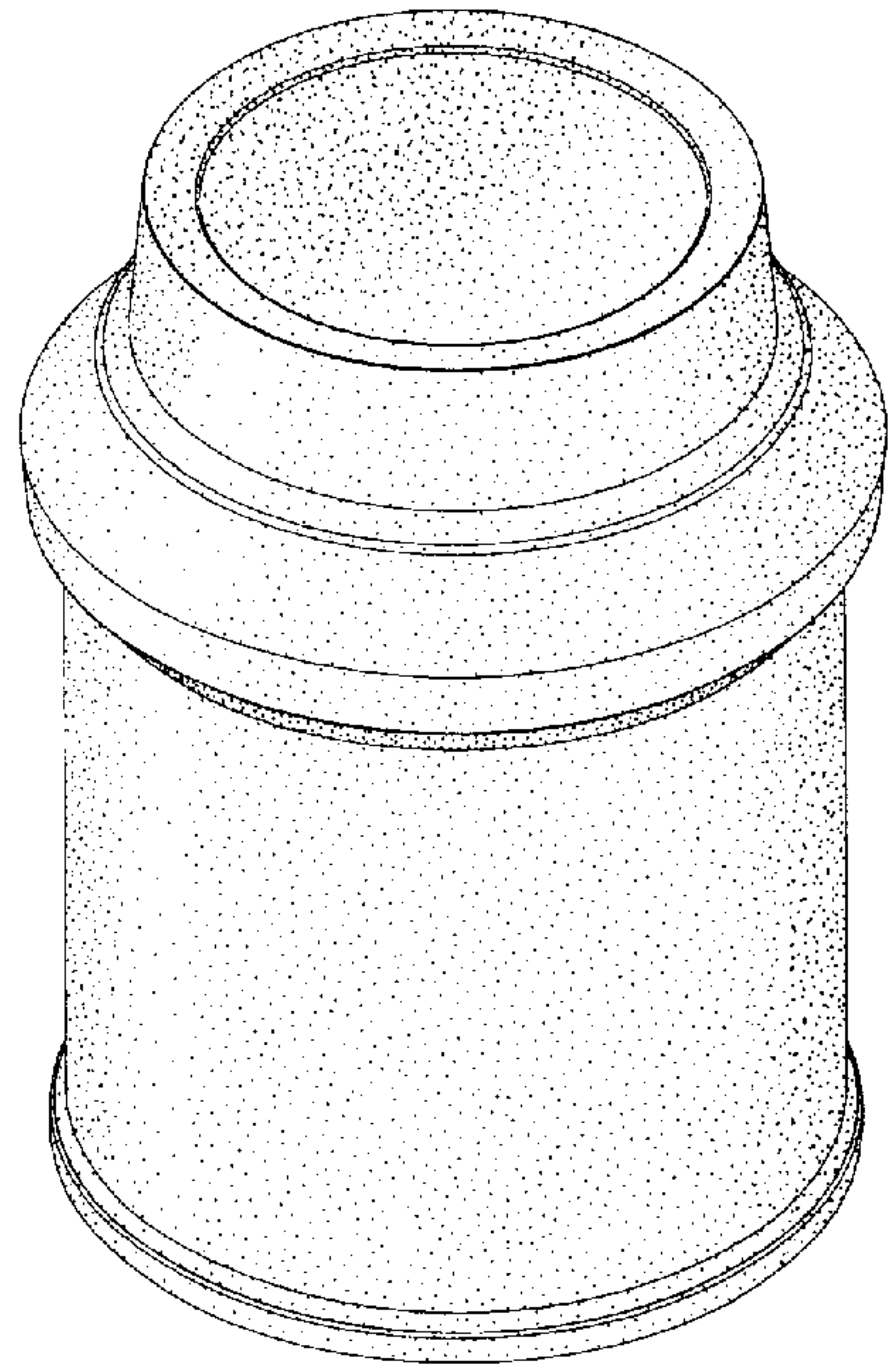


Fig. 1

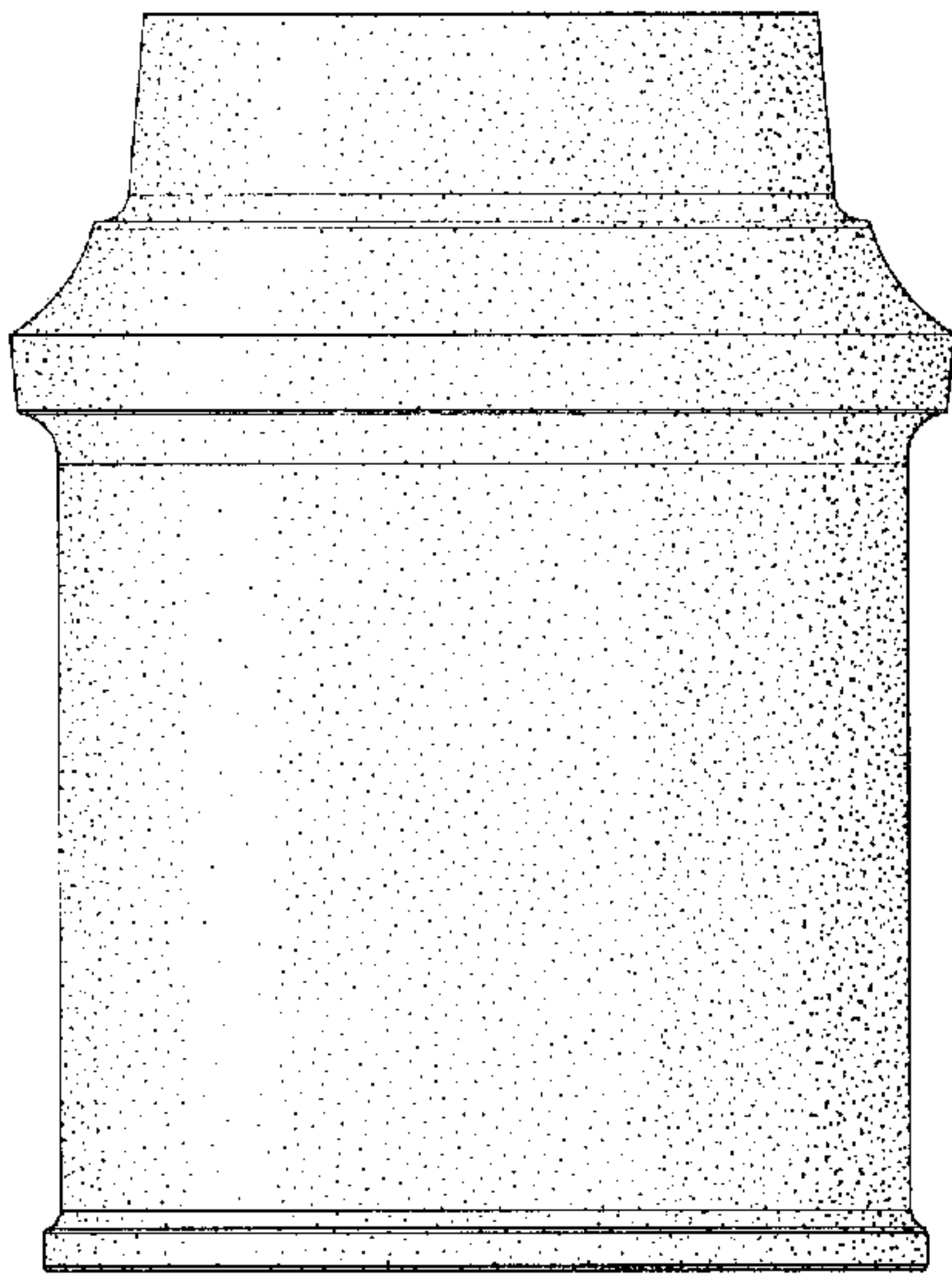


Fig. 3




Fig. 4