



US00D445680S

(12) **United States Design Patent**
Bretz et al.

(10) **Patent No.: US D445,680 S**

(45) **Date of Patent: ** Jul. 31, 2001**

(54) **BOTTLE PORTION**

(75) Inventors: **John M. Bretz**, Crystal Lake; **Susan L. Colten**, Wilmette; **Rachel Orland**, Chicago; **Jeffrey L. Pattee**; **Susan Vanderwiel**, both of Palatine, all of IL (US); **David Piccioli**, Auburn, NH (US); **Bradley L. Allen**, St. Charles; **Bryce Rutter**, St. Louis, both of MO (US); **William Scott Portzline**, Portland, OR (US)

(73) Assignee: **Stokely-Van Camp, Inc.**, Chicago, IL (US)

(**) Term: **14 Years**

(21) Appl. No.: **29/130,988**

(22) Filed: **Oct. 12, 2000**

Related U.S. Application Data

(63) Continuation of application No. 29/081,828, filed on Nov. 19, 1997, now Pat. No. Des. 438,107, which is a continuation of application No. 29/064,094, filed on Dec. 6, 1996, now abandoned.

(51) **LOC (7) Cl.** **09-01**

(52) **U.S. Cl.** **D9/434; D9/500**

(58) **Field of Search** D9/500, 502, 557, D9/538-540, 503-504, 505, 520, 434, 537-541; 215/370-375, 382-384

(56) **References Cited**

U.S. PATENT DOCUMENTS

D. 159,616 * 8/1950 Hoffman D9/557

D. 270,520 * 9/1983 Strand D9/500
D. 334,342 * 3/1993 Thompson D9/502
D. 379,150 * 5/1997 Richardson D9/500
D. 379,306 * 5/1997 Peykoff D9/502
D. 379,762 * 6/1997 Zogg D9/502
D. 382,806 * 8/1997 Wilson et al. D9/502
D. 397,941 * 9/1998 Lauth D9/502
3,331,521 * 7/1967 Paige .

FOREIGN PATENT DOCUMENTS

5553 * 2/1993 (PH) .

* cited by examiner

Primary Examiner—Lucy Lieberman

(74) *Attorney, Agent, or Firm*—Lars S. Johnson

(57) **CLAIM**

The ornamental design for a bottle portion, as shown and described.

DESCRIPTION

FIG. 1 is a perspective view of a bottle portion showing our new design;

FIG. 2 is a front view of the bottle portion depicted in FIG. 1, the opposite rear view and the side views being identical;

FIG. 3 is a bottom view of the bottle portion depicted in FIG. 2; and,

FIG. 4 is a top view of the bottle portion depicted in FIG. 2.

The broken line environmental showing is for illustrative purposes only and does not form part of the claimed design.

1 Claim, 2 Drawing Sheets

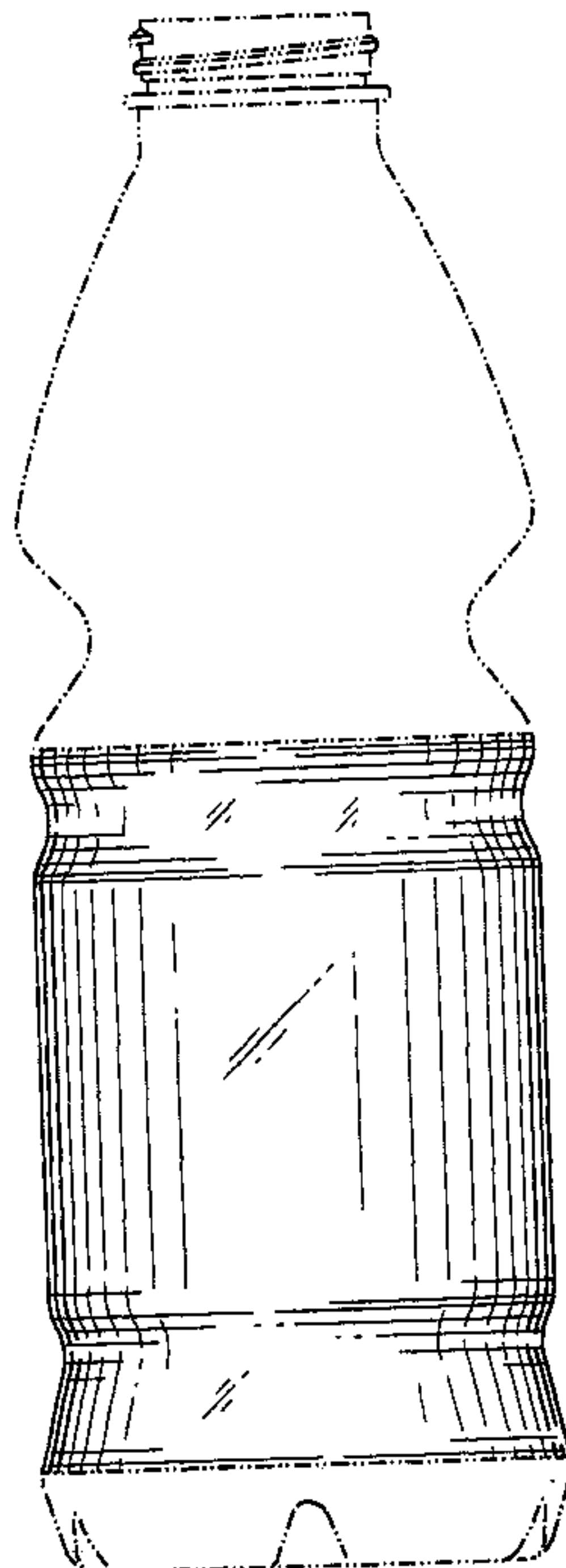


FIG. 1

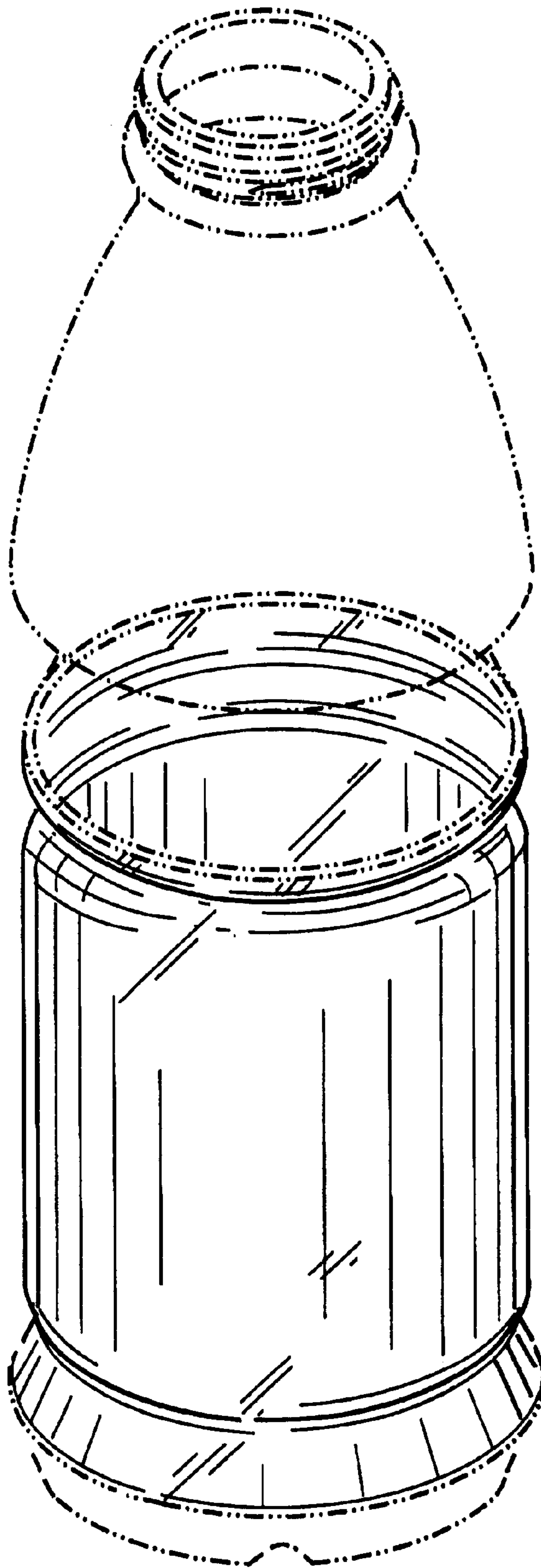


FIG. 2

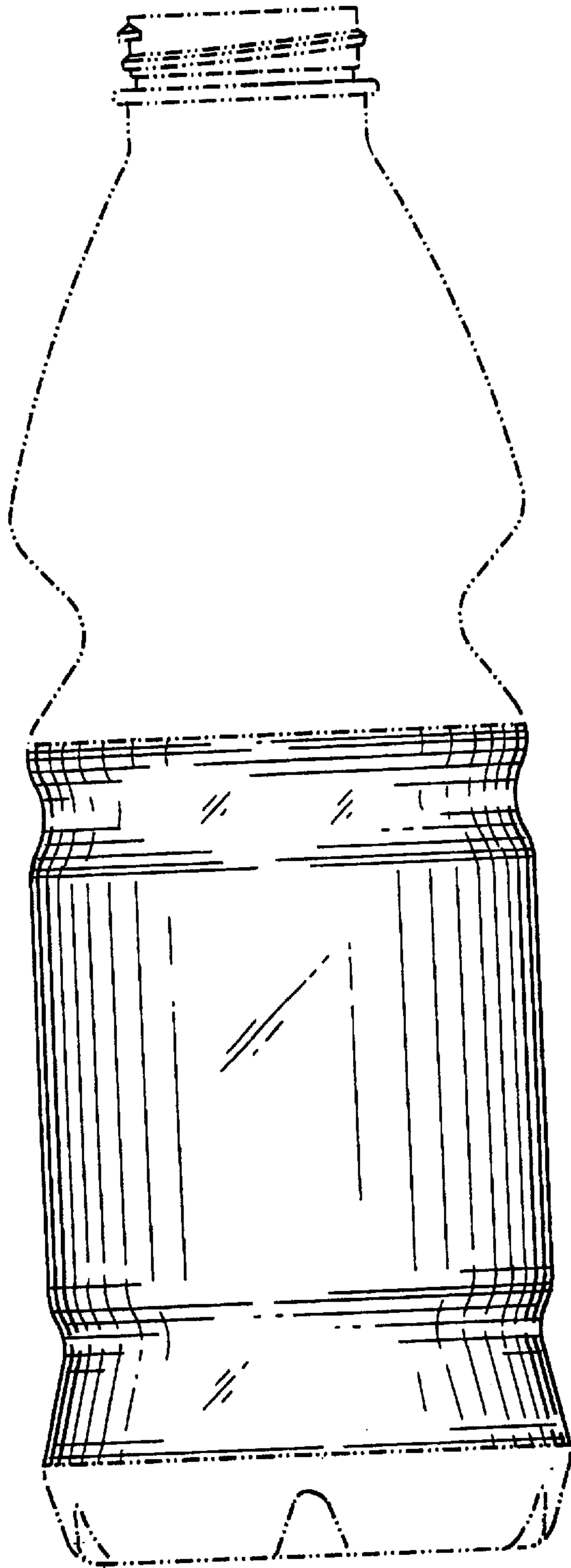


FIG. 3

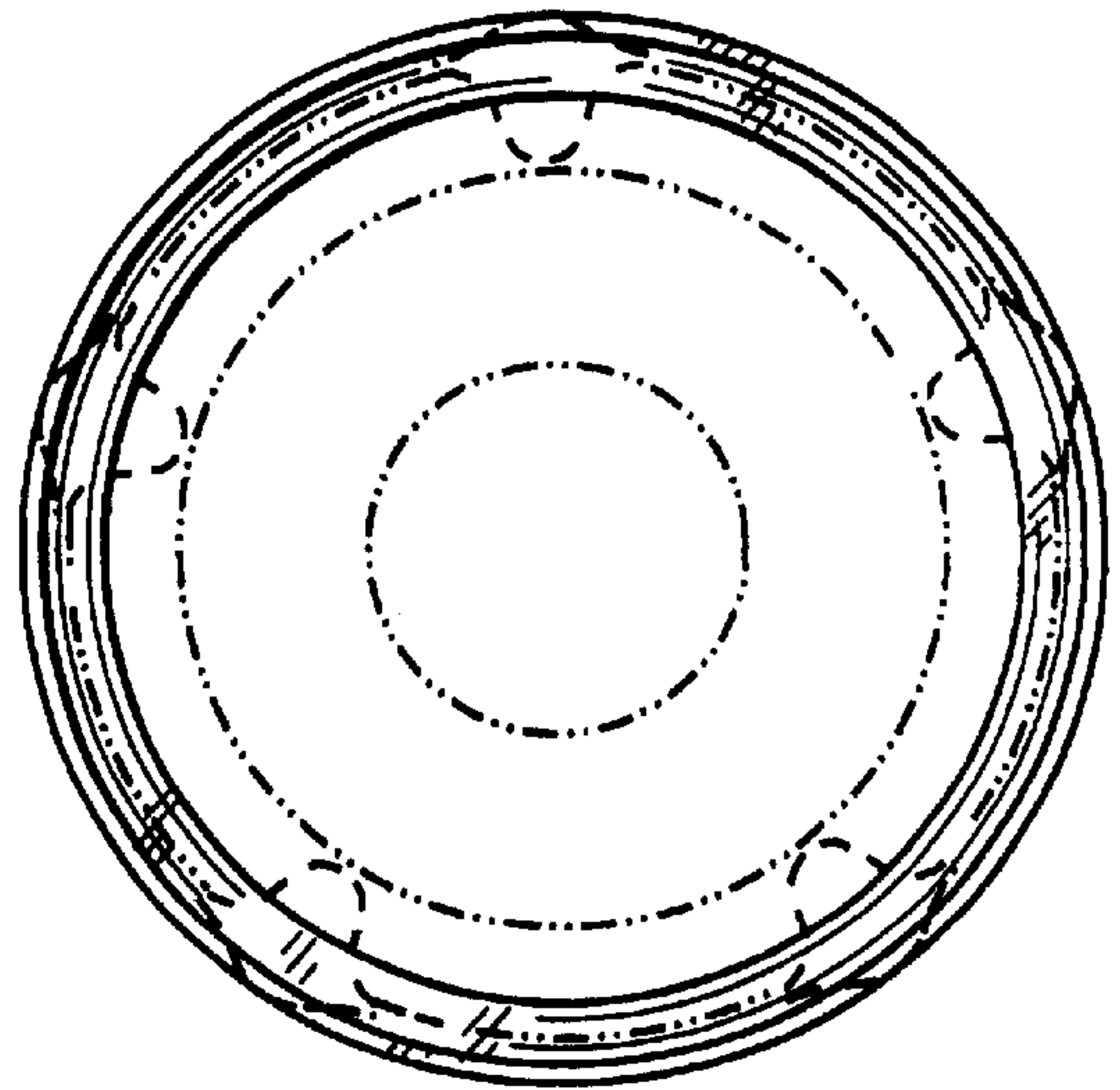


FIG. 4

