



US00D445667S

(12) **United States Design Patent**
Johnson

(10) **Patent No.:** **US D445,667 S**

(45) **Date of Patent:** **** Jul. 31, 2001**

(54) **HITCH LOCK**

6,055,832 * 5/2000 Wyers 70/34

(75) Inventor: **Gary C. Johnson**, Saugatuck, MI (US)

(73) Assignee: **Johnson Engineering, L.L.C.**,
Portland, OR (US)

(**) Term: **14 Years**

(21) Appl. No.: **29/124,273**

(22) Filed: **Jun. 2, 2000**

(51) **LOC (7) Cl.** **08-07**

(52) **U.S. Cl.** **D8/341**

(58) **Field of Search** D8/330, 331, 339,
D8/341; 70/14, 34, 258, 232

(56) **References Cited**

U.S. PATENT DOCUMENTS

D. 345,291	*	3/1994	Brown	D8/331
4,619,122		10/1986	Simpson	.	
4,637,234		1/1987	Mielonen	.	
4,711,106	*	12/1987	Johnson	70/34
5,063,763		11/1991	Johnson	.	
5,284,038		2/1994	Johnson	.	
5,937,679		8/1999	Villalon	.	
5,971,450		10/1999	Suarez	.	

OTHER PUBLICATIONS

Advertisement by C.T. Johnson Enterprises, Inc., entitled "2 New Dead-Bolt Coupler Locks," published before 1998. U.S. application No. 29/113,428, John Kaloustian, filed Nov. 4, 1999, for Hitch Lock.

* cited by examiner

Primary Examiner—Susan J. Lucas

Assistant Examiner—Jennifer Rivard

(74) *Attorney, Agent, or Firm*—Foley & Lardner

(57) **CLAIM**

The ornamental design for a hitch lock, as shown and described.

DESCRIPTION

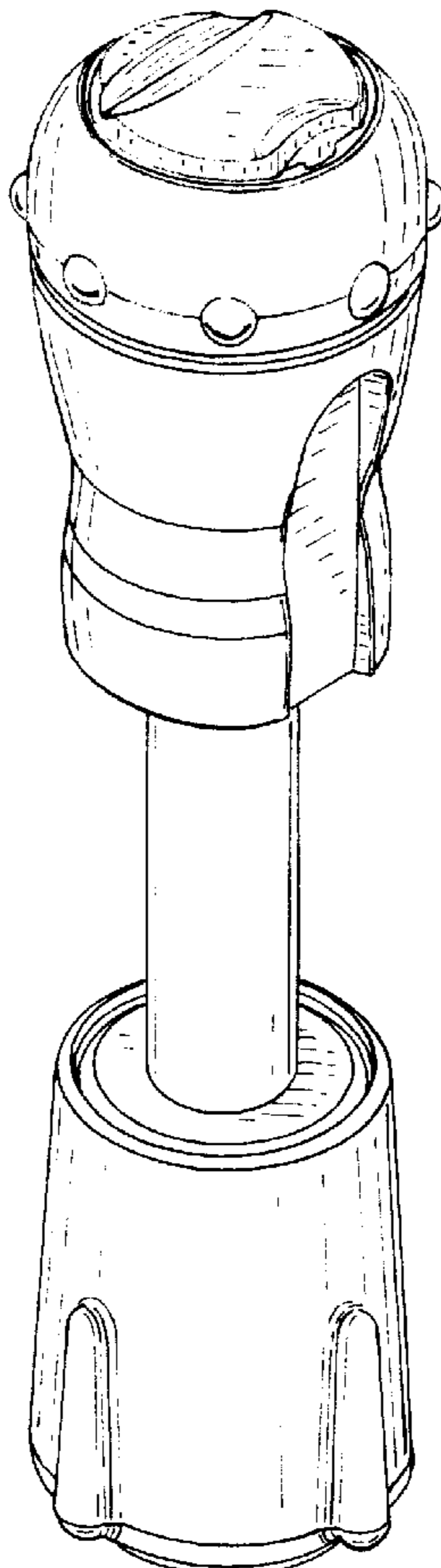
FIG. 1 is a perspective view of a hitch lock showing my new design.

FIG. 2 is a side view thereof.

FIG. 3 is a first end view thereof taken from the left side of FIG. 2; and,

FIG. 4 is a second end view thereof taken from the right side of FIG. 2.

1 Claim, 3 Drawing Sheets



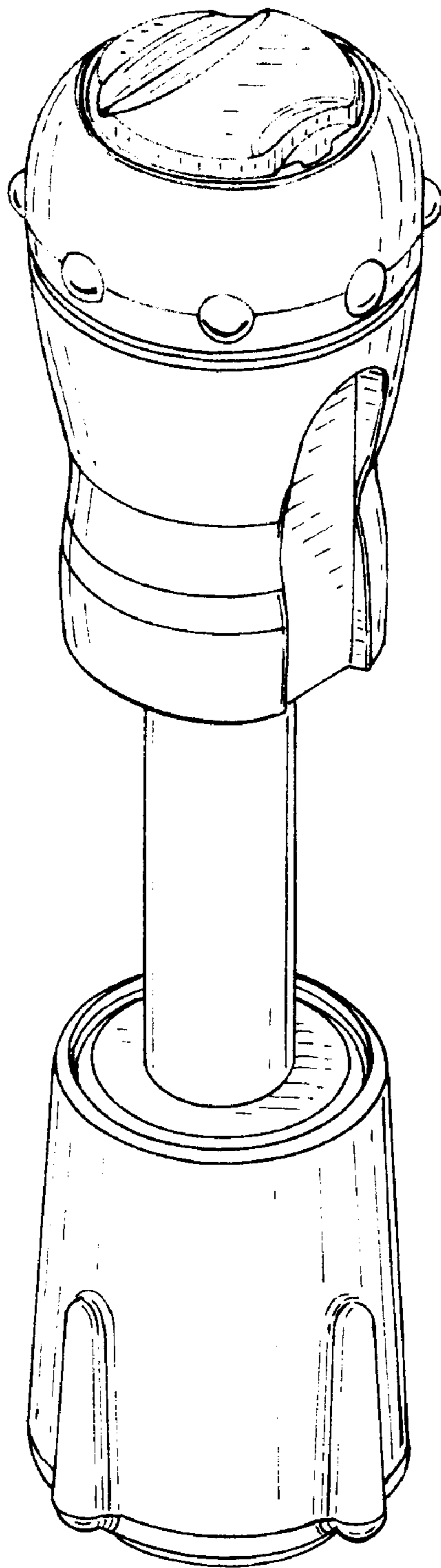


FIG. 1

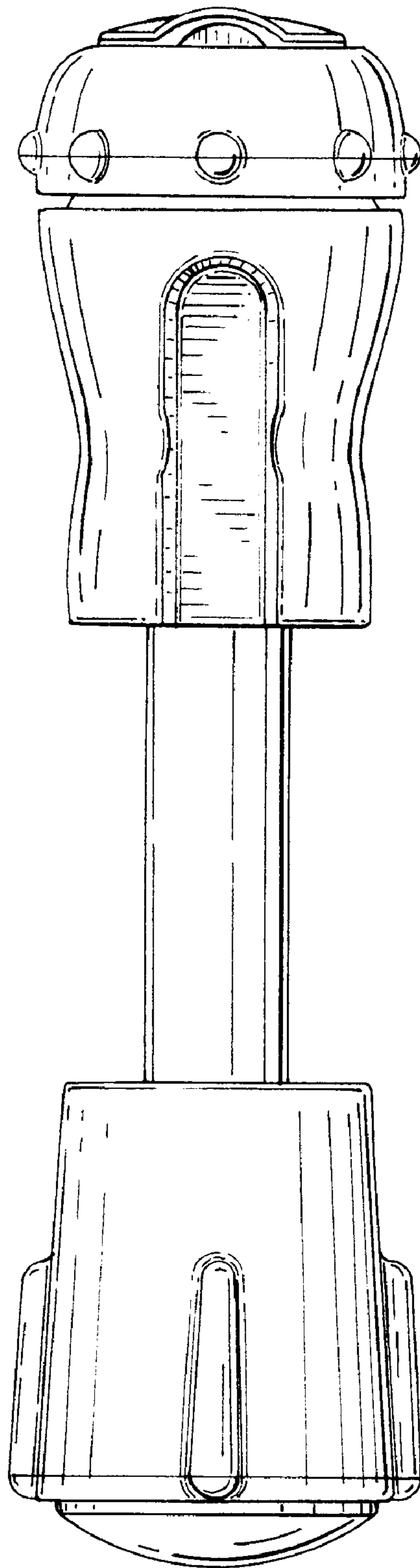


FIG. 2

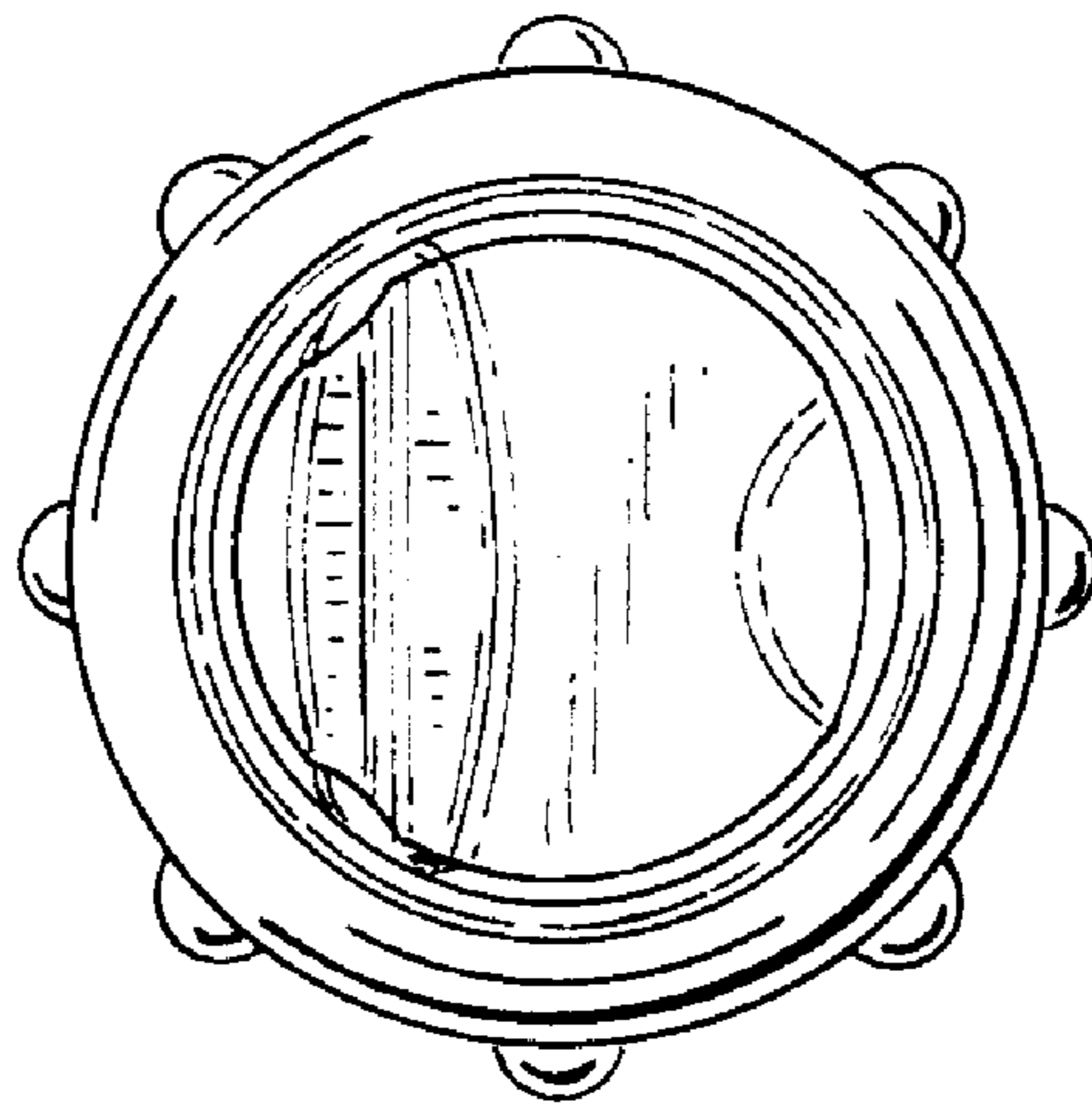


FIG. 3




FIG. 4