



US00D445648S

(12) **United States Design Patent**
Wellner et al.

(10) **Patent No.:** **US D445,648 S**

(45) **Date of Patent:** **** Jul. 31, 2001**

(54) **PLATE**

(75) Inventors: **Lucie L. Wellner**, Pompey, NY (US);
Jay K. Achenbach, Toledo, OH (US)

(73) Assignee: **Syracuse China Company**, Syracuse,
NY (US)

(**) Term: **14 Years**

(21) Appl. No.: **29/126,146**

(22) Filed: **Jul. 10, 2000**

(51) **LOC (7) Cl.** **07-01**

(52) **U.S. Cl.** **D7/588; D7/587**

(58) **Field of Search** D7/586, 587, 588,
D7/501, 505, 538-546, 549, 571, 553.6,
553.7, 558, 557, 555, 562, 585, 564, 565,
572, 576, 608, 357, 350, 354, 395.4, 554.2,
396.1, 554.3; 220/574, 575, 23.8, 23.83,
528; 206/562, 538, 561, 525

(56) **References Cited**

U.S. PATENT DOCUMENTS

D. 94,964 * 3/1935 Guild D7/586

D. 330,994 * 11/1992 Rossari D7/586
D. 402,506 * 12/1998 Chilewich D7/558
D. 437,734 * 2/2001 Indekeu D7/586

* cited by examiner

Primary Examiner—Antoine Duval Davis

(74) *Attorney, Agent, or Firm*—Emch, Schaffer, Schaub &
Porcello Co., L.P.A.

(57) **CLAIM**

The ornamental design for a plate, as shown and described.


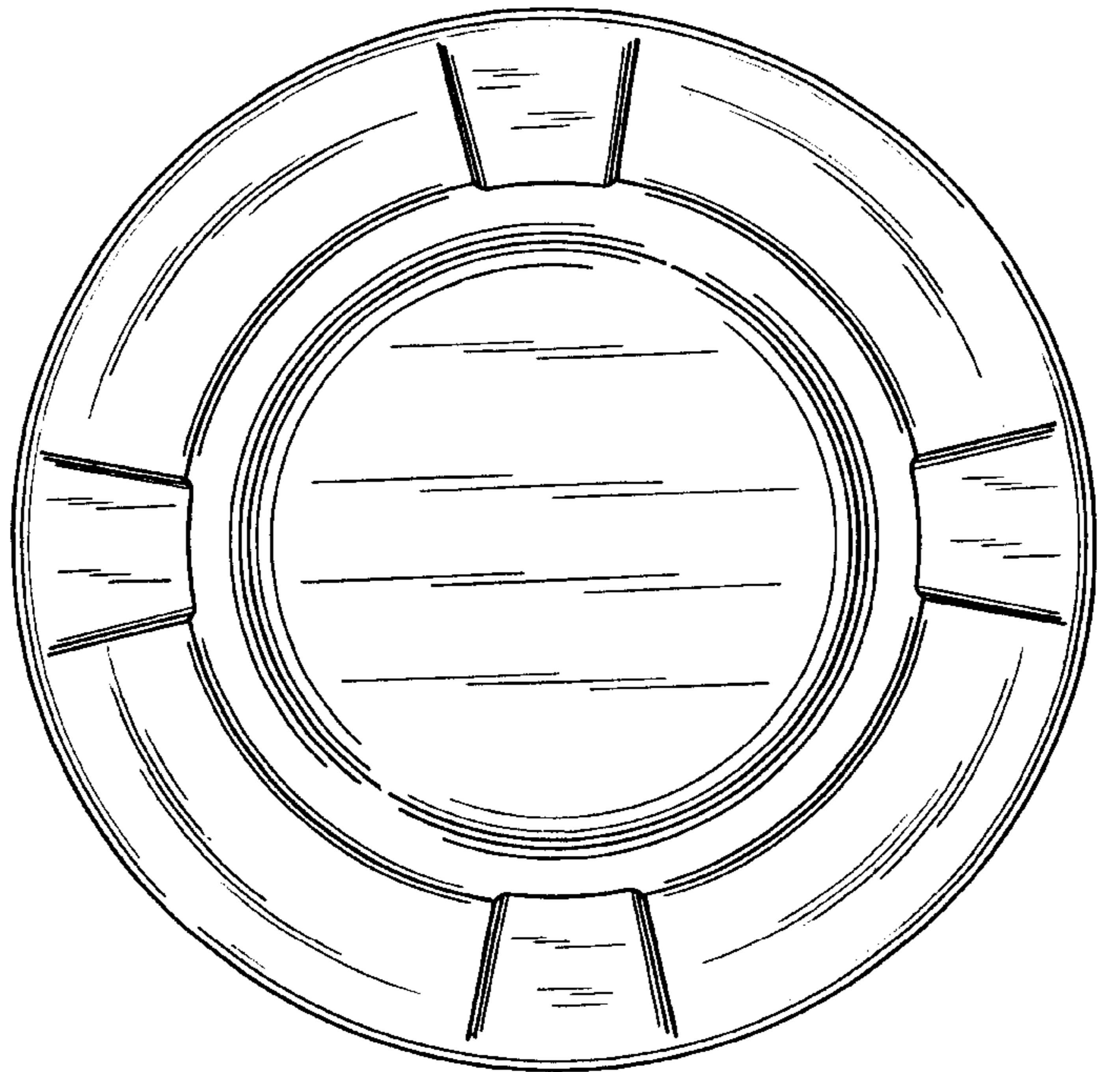
DESCRIPTION

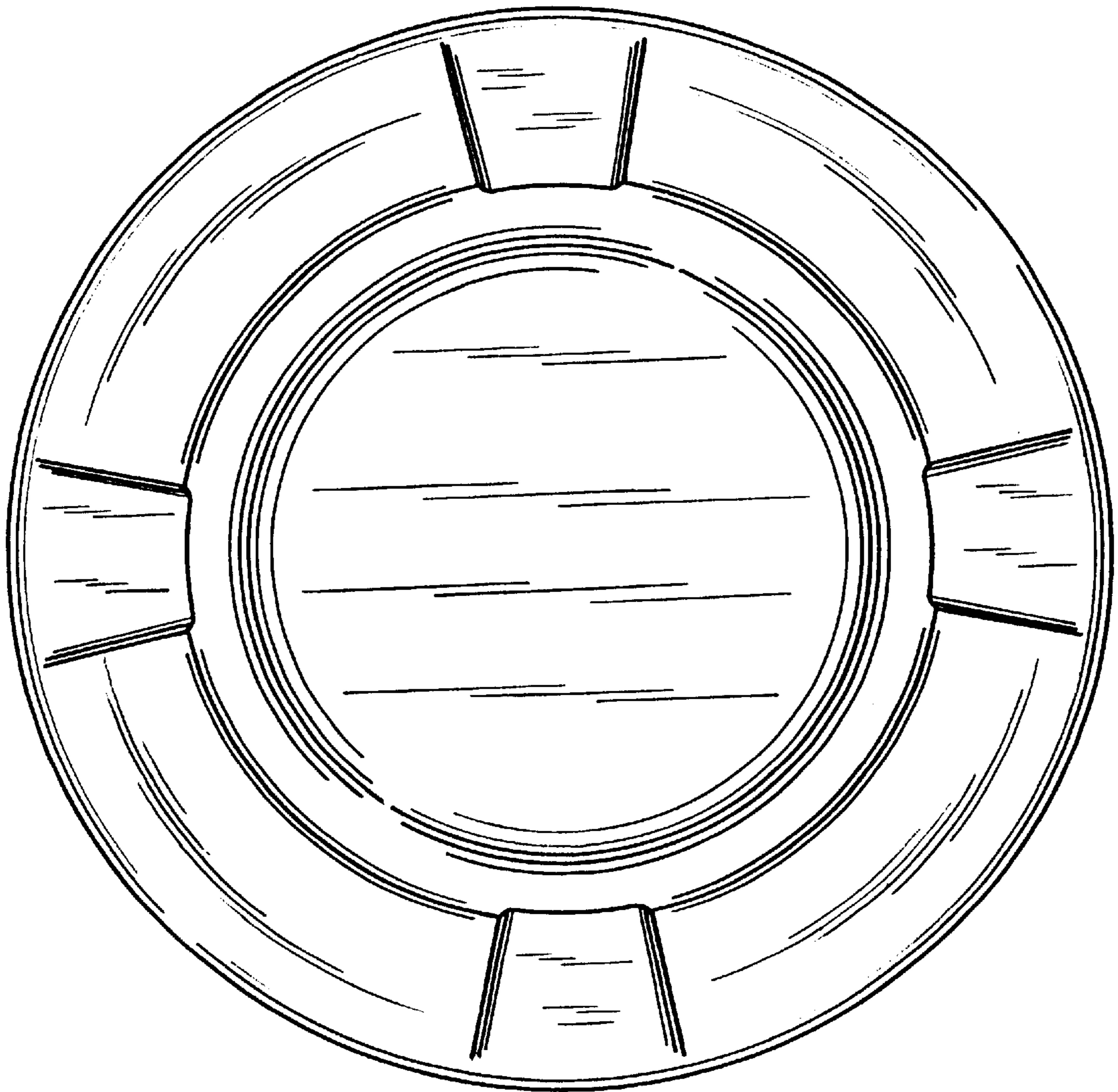
FIG. 1 is a top view of a plate according to the present design;

FIG. 2 is a side elevational view thereof; the other side elevational views being the same; and,


FIG. 3 is a bottom view thereof.

1 Claim, 2 Drawing Sheets

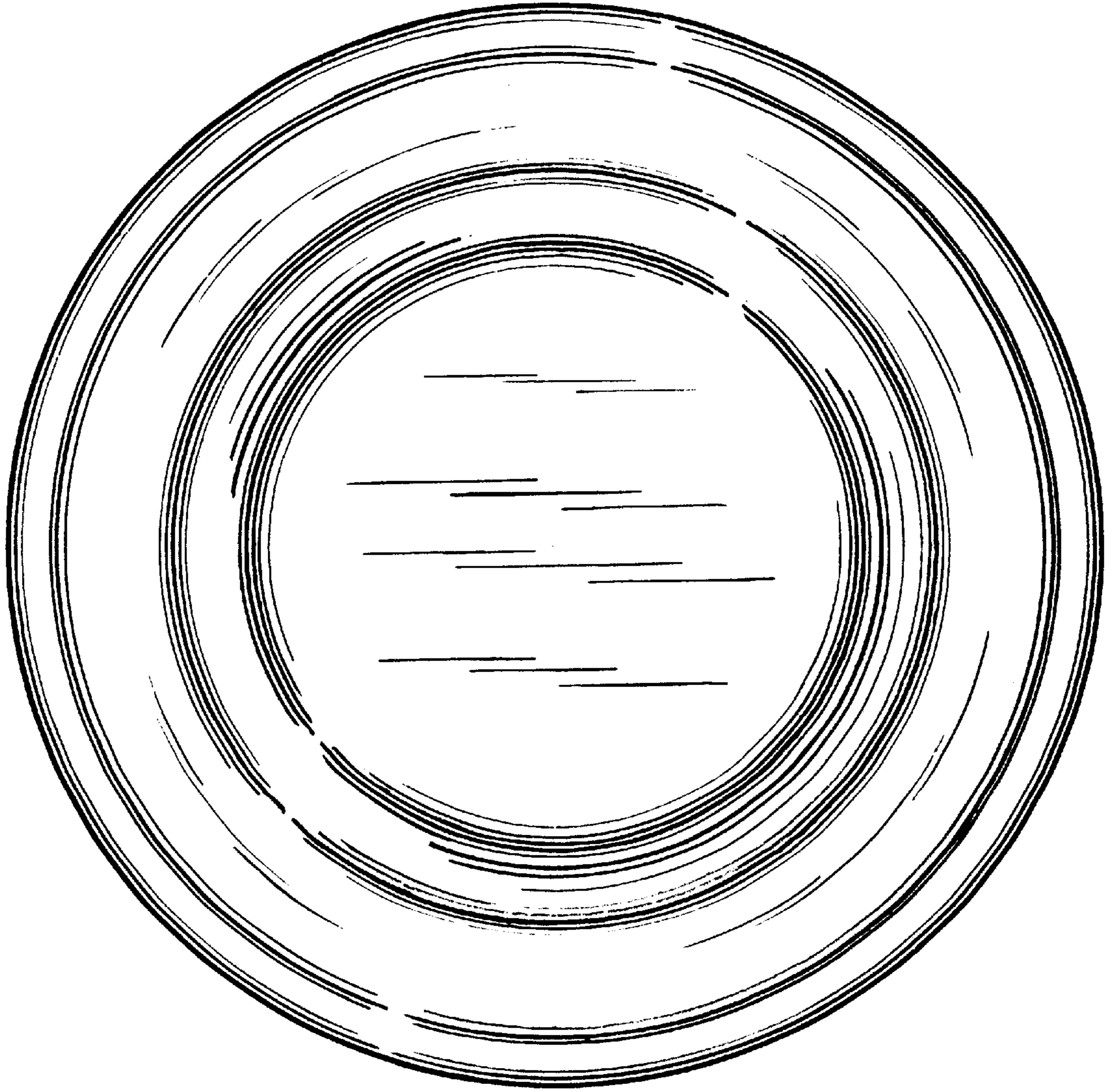




—FIG. 1



—FIG. 2



—FIG. 3