



US00D445645S

(12) **United States Design Patent**  
**Thorpe**

(10) **Patent No.:** **US D445,645 S**

(45) **Date of Patent:** **\*\* Jul. 31, 2001**

(54) **SET OF GLASSWARE**

(76) **Inventor:** **Edith L. Thorpe**, 1660 Lanier Pl., NW.  
Apt. 518, Washington, DC (US) 20009

(\*\*) **Term:** **14 Years**

(21) **Appl. No.:** **29/100,573**

(22) **Filed:** **Feb. 12, 1999**

(51) **LOC (7) Cl.** ..... **07-01**

(52) **U.S. Cl.** ..... **D7/505; D7/522; D7/524**

(58) **Field of Search** ..... **D7/522, 537, 524,**  
**D7/521, 625, 505, 564, 506, 507, 500,**  
**513, 512, 510, 511, 523, 515, 514; D9/307;**  
**215/382, 12.1**

(56) **References Cited**

**U.S. PATENT DOCUMENTS**

|           |   |         |           |       |        |
|-----------|---|---------|-----------|-------|--------|
| D. 40,876 | * | 9/1910  | Northwood | ..... | D7/522 |
| D. 41,465 | * | 6/1911  | Prosch    | ..... | D7/524 |
| D. 41,677 | * | 8/1911  | Northwood | ..... | D7/522 |
| D. 48,081 | * | 11/1915 | Provance  | ..... | D7/524 |
| D. 85,531 | * | 11/1931 | Larrabee  | ..... | D7/564 |

|            |   |        |                   |       |          |
|------------|---|--------|-------------------|-------|----------|
| D. 147,521 | * | 9/1947 | Wright-clark      | ..... | D7/625   |
| D. 147,522 | * | 9/1947 | Wright-clark      | ..... | D7/625   |
| D. 150,103 | * | 6/1948 | Wright-clark      | ..... | D7/625   |
| D. 318,981 | * | 8/1991 | Calby             | ..... | D7/537   |
| D. 332,203 | * | 1/1993 | Fernandez-Guthrie | ..... | D7/512   |
| D. 407,947 | * | 4/1999 | Barth             | ..... | D7/522   |
| 1,968,263  | * | 7/1934 | Reuther           | ..... | 215/12.1 |

\* cited by examiner

*Primary Examiner*—M. N. Pandozzi

(74) *Attorney, Agent, or Firm*—John D. Gugliotta

(57) **CLAIM**

The ornamental design for a set of glassware, as shown and described.

**DESCRIPTION**


FIG. 1 is a perspective view of a set of glassware showing my new designs;

FIG. 2 is a front view of the set;

FIG. 3 is a top view thereof; and,

FIG. 4 is a bottom view thereof.

**1 Claim, 4 Drawing Sheets**






Figure 1




Figure 2

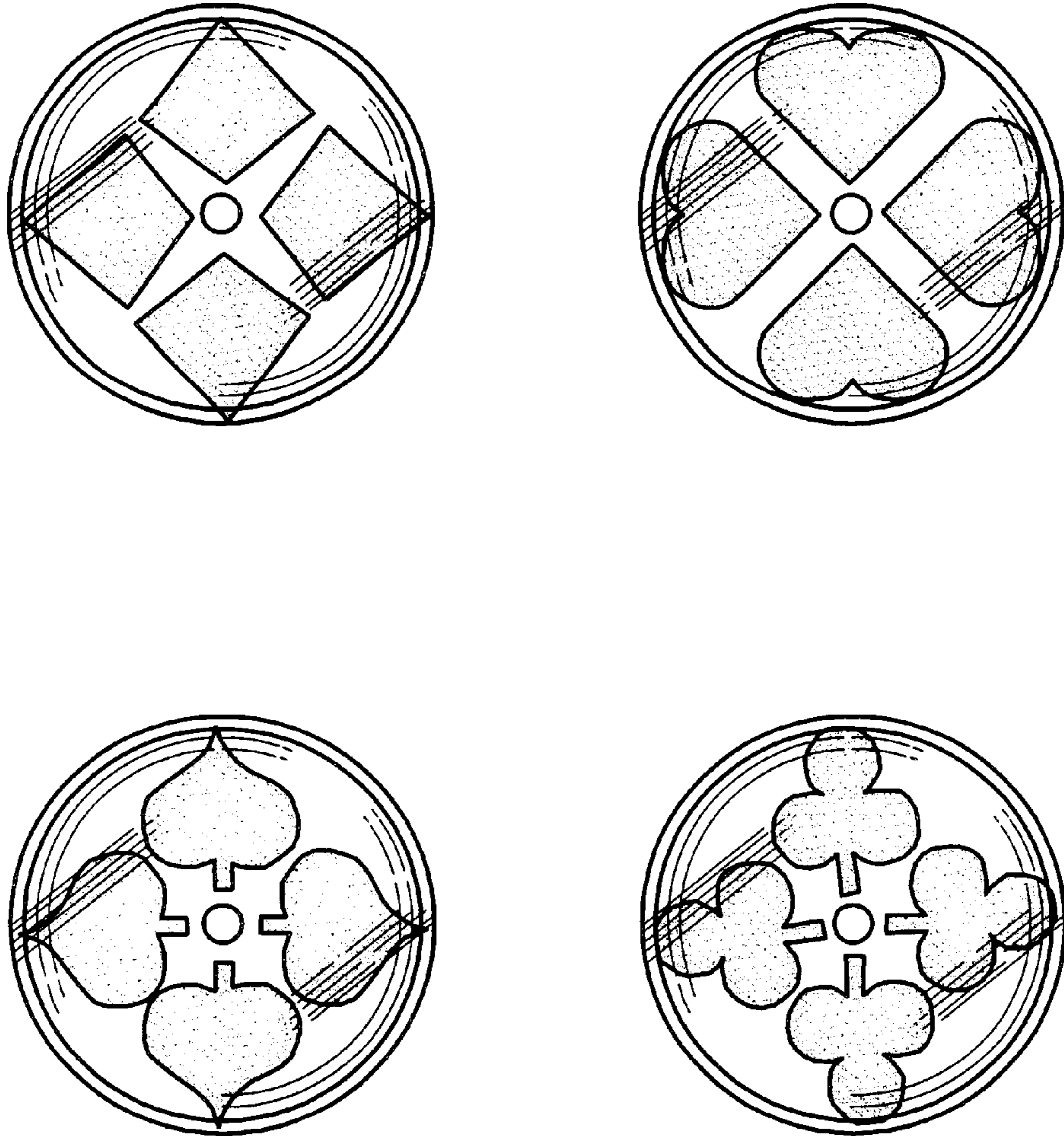


Figure 3




Figure 4