



US00D445634S

(12) **United States Design Patent**
Feil

(10) **Patent No.:** **US D445,634 S**

(45) **Date of Patent:** **** Jul. 31, 2001**

(54) **KITCHEN APPLIANCE WITH A BLENDING ATTACHMENT**

(75) Inventor: **Rolf Feil**, Günzberg (DE)

(73) Assignee: **BSH Bosch und Siemens Hausgeraete GmbH**, Munich (DE)

(**) Term: **14 Years**

(21) Appl. No.: **29/109,555**

(22) Filed: **Aug. 17, 1999**

(30) **Foreign Application Priority Data**

Feb. 19, 1999 (DE) 499 01 879

(51) **LOC (7) Cl.** **31-00**

(52) **U.S. Cl.** **D7/378**

(58) **Field of Search** D7/376-386; 99/509, 99/510, 511; 366/64, 68, 197; 241/33, 37.5, 101.01, 285.2

(56) **References Cited**

U.S. PATENT DOCUMENTS

- D. 259,133 * 5/1981 Klawitter D21/525
- D. 383,642 * 9/1997 Feil D7/376
- D. 385,149 * 10/1997 Feil D7/378
- D. 389,696 * 1/1998 Feil D7/386

* cited by examiner

Primary Examiner—Caron D. Veynar

(74) *Attorney, Agent, or Firm*—Herbert L. Lerner; Laurence A. Greenberg; Werner H. Stemer

(57) **CLAIM**

The ornamental design for a kitchen appliance with a blending attachment, as shown and described.

DESCRIPTION

FIG. 1 is a left side, front, top perspective view showing the kitchen appliance with a blending attachment; FIG. 2 is a right side, rear, top perspective view showing the kitchen appliance with a blending attachment; FIG. 3 is a front elevational view showing the kitchen appliance with a blending attachment; FIG. 4 is a rear elevational view showing the kitchen appliance with a blending attachment; FIG. 5 is a left side elevational view showing the kitchen appliance with a blending attachment; FIG. 6 is a right side elevational view showing the kitchen appliance with a blending attachment; FIG. 7 is a left side, front, top perspective view showing the kitchen appliance with no attachment for ease of illustration; FIG. 8 is an enlarged partial close up view of the top of the kitchen appliance with a blending attachment; and, FIG. 9 is an enlarged close up of the control panel on the kitchen appliance.

The underside of the kitchen appliance is plain and unornamented. The underside of the attachment is designed to fit snugly on top of the kitchen appliance and are plain and unornamented.

1 Claim, 5 Drawing Sheets






FIG 1



FIG 2



FIG 3




FIG 4




FIG 5



FIG 6




FIG 7




FIG 8




FIG 9