



US00D445632S

(12) **United States Design Patent**
Bradley

(10) **Patent No.:** **US D445,632 S**

(45) **Date of Patent:** **** Jul. 31, 2001**

(54) **OVAL BAKING PAN**

(75) Inventor: **Kevin Bradley**, Hoffman Estates, IL
(US)

(73) Assignee: **The Pampered Chef, Ltd.**, Addison, IL
(US)

(**) Term: **14 Years**

(21) Appl. No.: **29/119,380**

(22) Filed: **Feb. 28, 2000**

(51) **LOC (7) Cl.** **07-02**

(52) **U.S. Cl.** **D7/360; D7/545**

(58) **Field of Search** D7/323, 354, 360,
D7/543, 545, 554.3, 554.4, 584, 586; 220/573.1,
574, 912

(56) **References Cited**

U.S. PATENT DOCUMENTS

- D. 48,169 * 11/1915 Churchill D7/545
- D. 52,726 12/1918 Beiswanger .
- D. 52,816 12/1918 Beiswanger .
- D. 58,200 * 6/1921 Sailer D7/545
- D. 148,627 * 2/1948 La Mont D7/360
- D. 216,477 * 1/1970 Ketcham D7/545

- D. 235,497 * 6/1975 Cyren D7/360
- D. 288,649 * 3/1987 Daenen et al. D7/586
- D. 384,555 * 10/1997 Bradley D7/545
- D. 418,017 * 12/1999 Henry D7/545

OTHER PUBLICATIONS

The Pampered Chef catalog, Fall/Winter 1998, pp. 11, 12.

* cited by examiner

Primary Examiner—Caron D. Veynar

(74) *Attorney, Agent, or Firm*—Olson & Hierl, Ltd.

(57) **CLAIM**

The ornamental design for an oval baking pan, as shown and described.

DESCRIPTION

FIG. 1 is a perspective view of the inventive design for an oval baking pan;

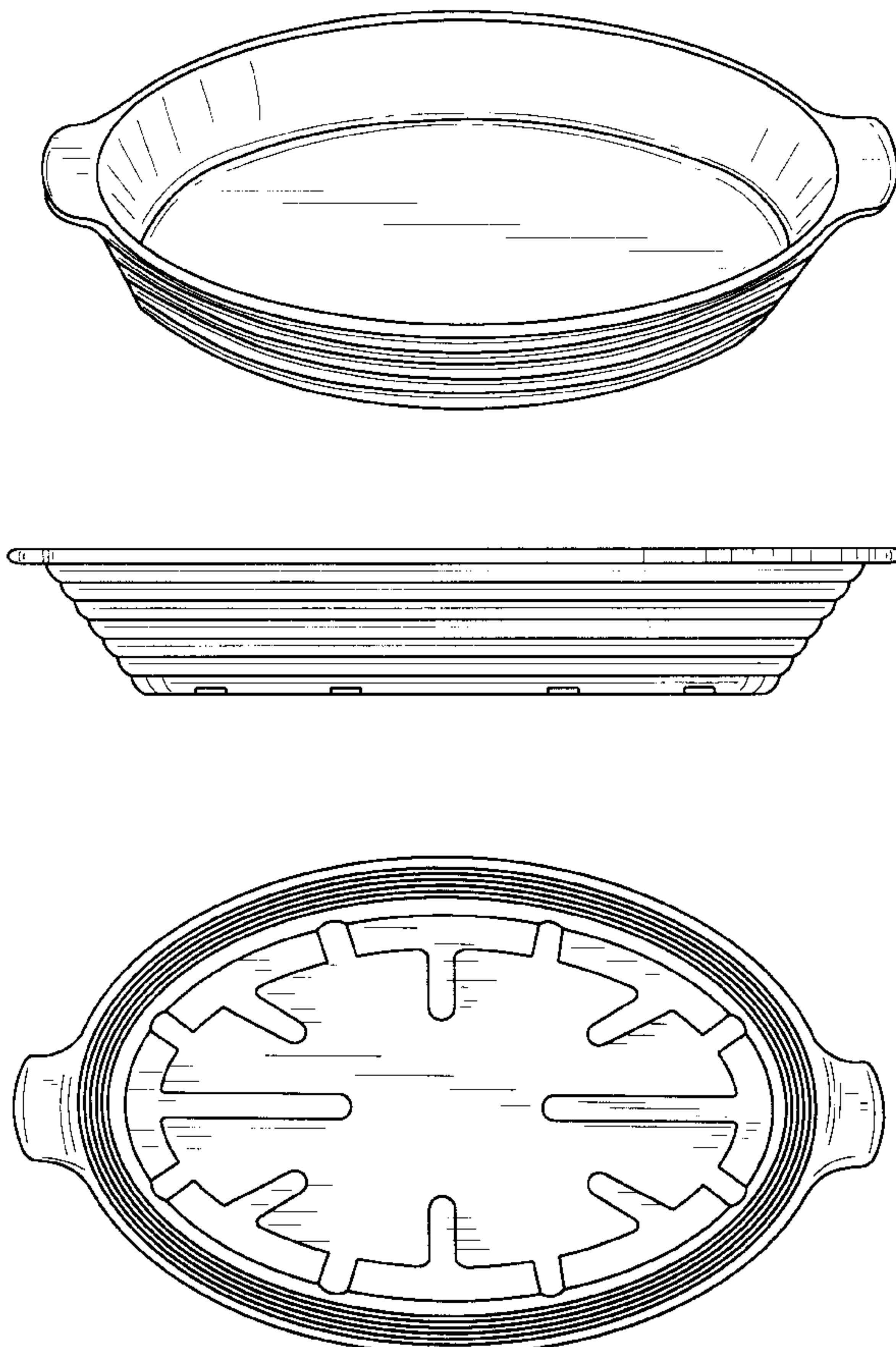
FIG. 2 is a top plan view of the FIG. 1 design;

FIG. 3 is a front end elevational view of the FIG. 1 design, the rear end being a mirror image;

FIG. 4 is a side elevational view of the FIG. 1 design, the other side being a mirror image; and,

FIG. 5 is a bottom plan view of the FIG. 1 design.

1 Claim, 2 Drawing Sheets



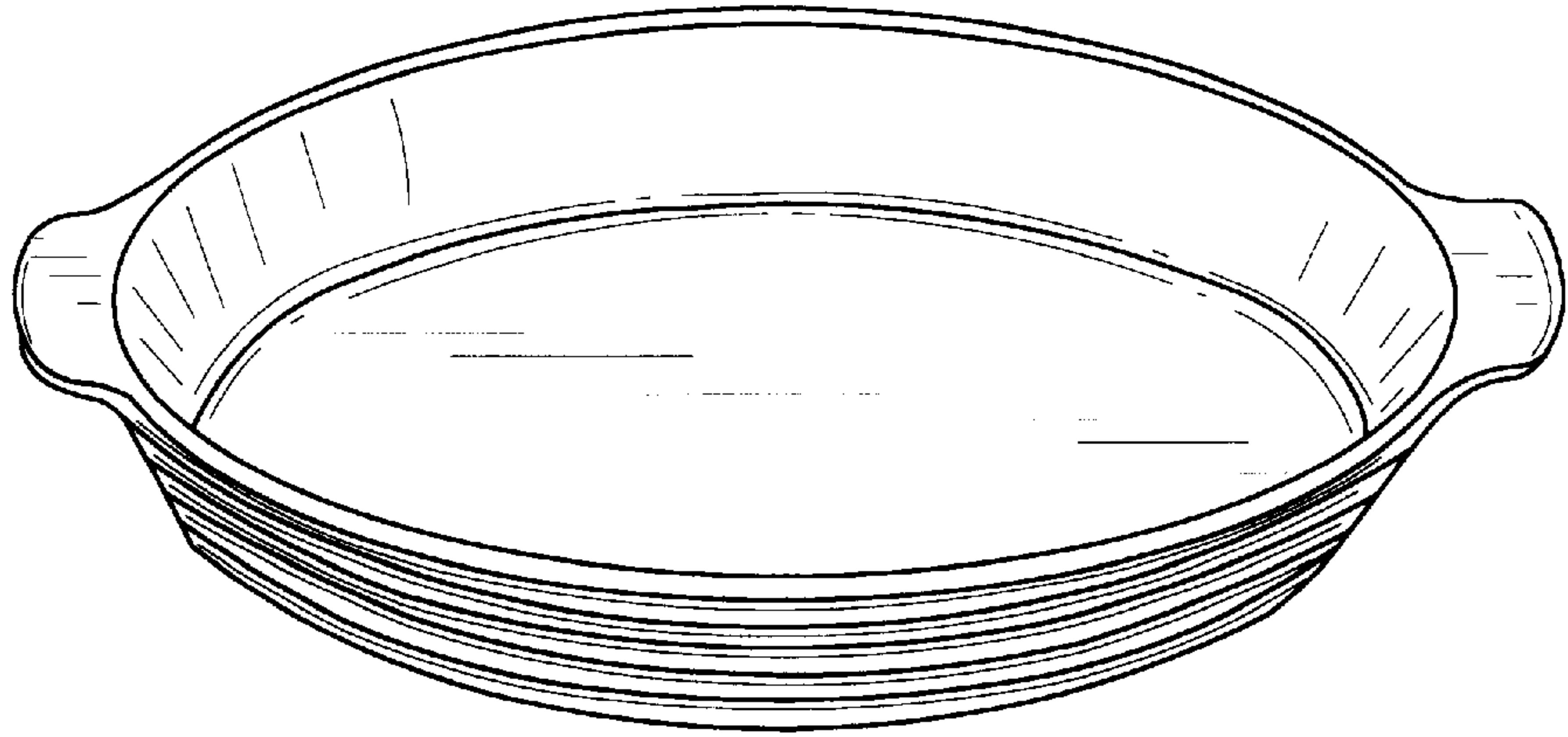


FIG. 1

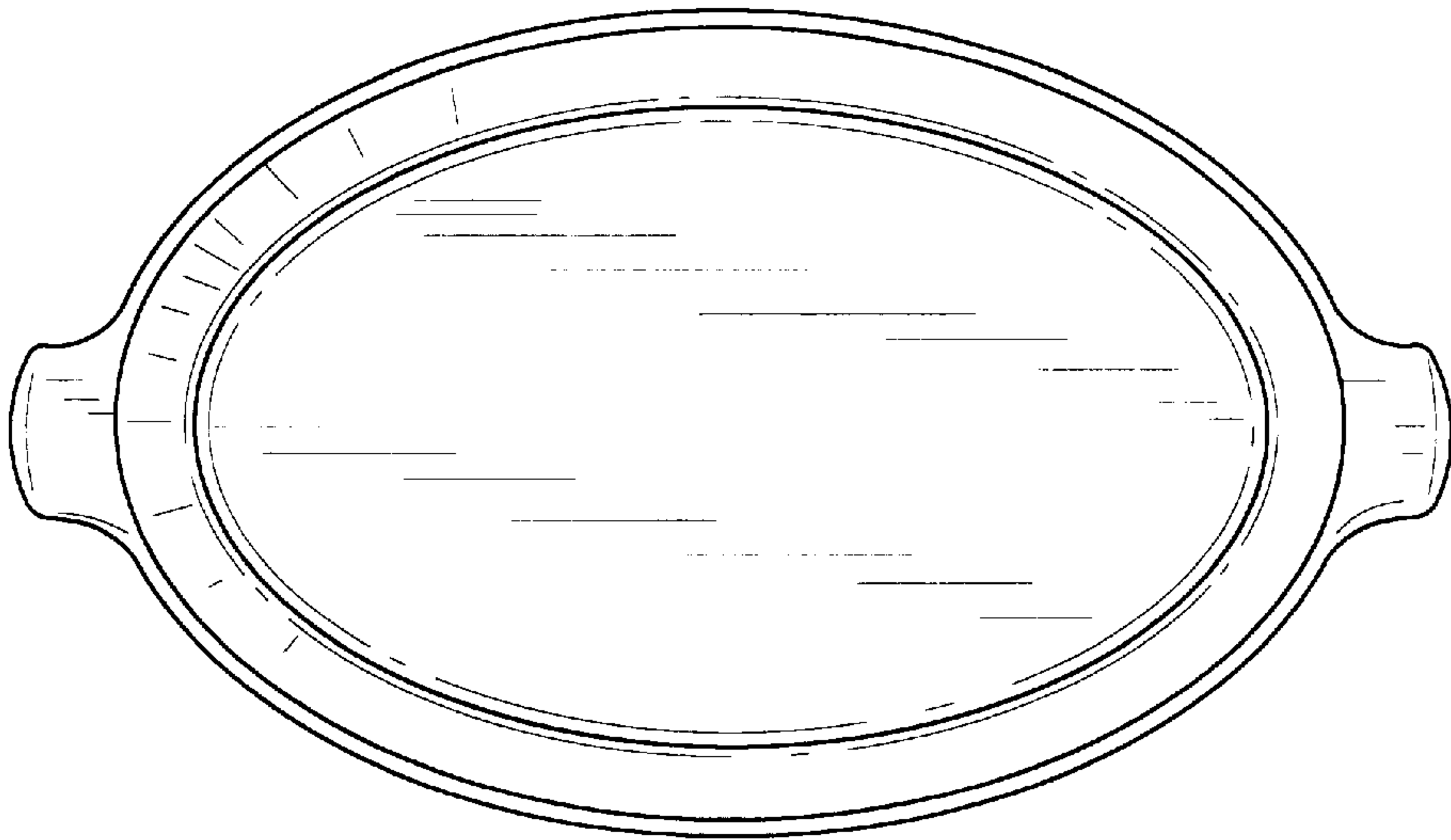


FIG. 2




FIG. 3

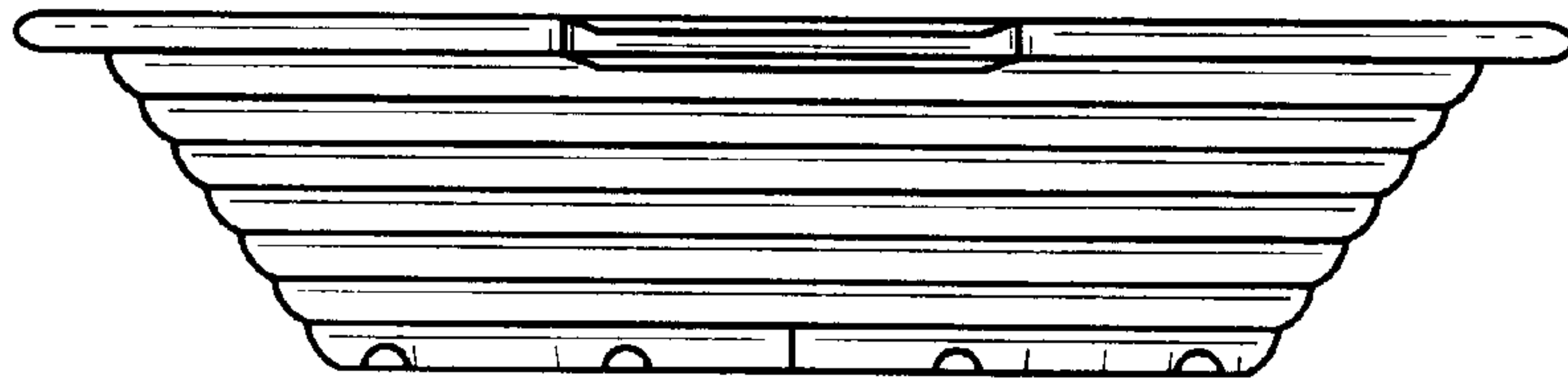


FIG. 4

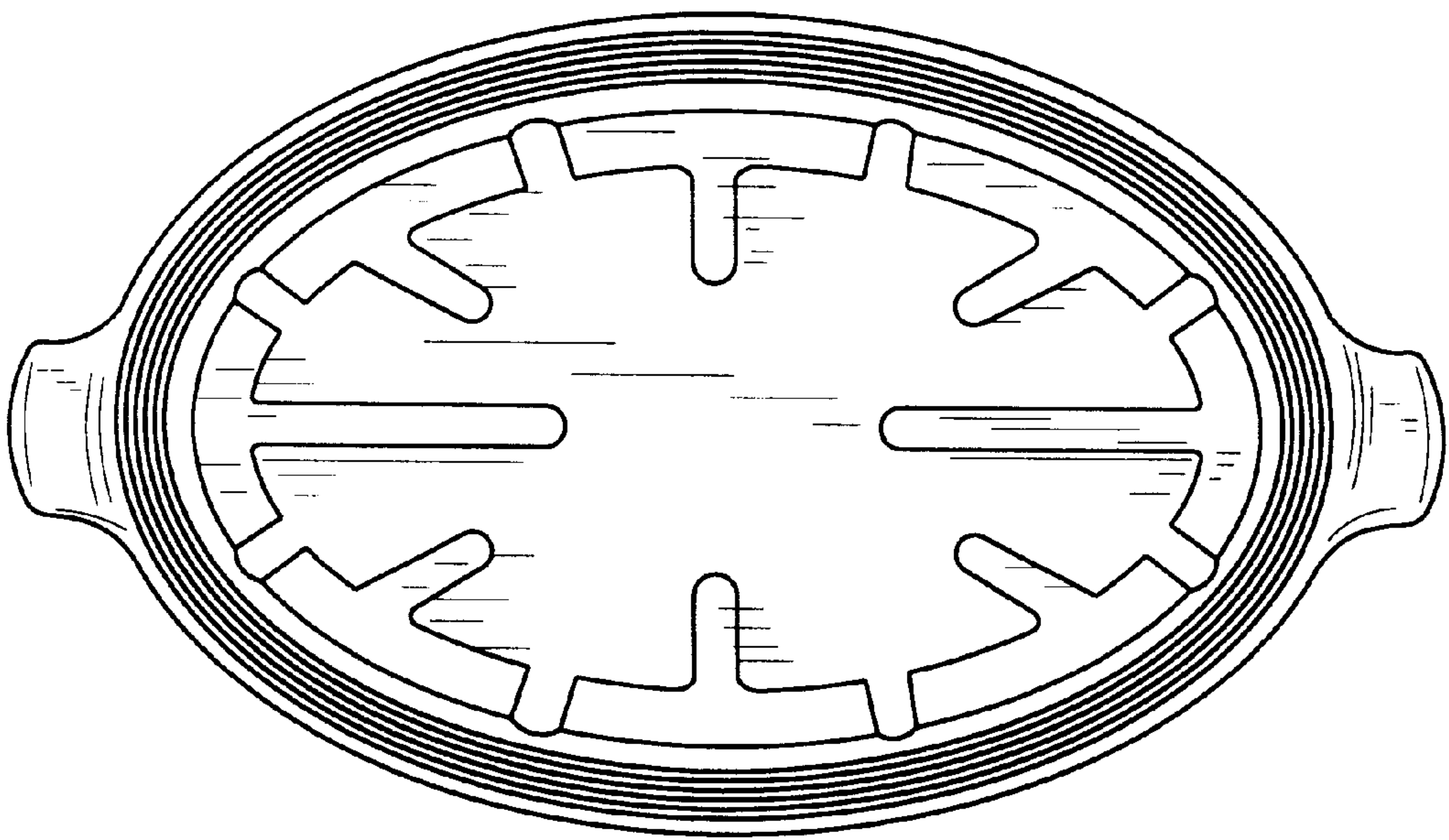


FIG. 5