



US00D445615S

(12) **United States Design Patent**
Burke

(10) **Patent No.: US D445,615 S**

(45) **Date of Patent: ** Jul. 31, 2001**

- (54) **SLIDE MEMBER**
- (75) Inventor: **Robert Paul Burke**, Laguna Niguel, CA (US)
- (73) Assignee: **Burke Display Systems, Inc.**, Dana Point, CA (US)
- (**) Term: **14 Years**
- (21) Appl. No.: **29/101,014**
- (22) Filed: **Feb. 23, 1999**
- (51) **LOC (7) Cl. 06-04**
- (52) **U.S. Cl. D6/509**
- (58) **Field of Search** D6/509, 511, 491, D6/463, 465, 466; D19/34.1, 34.2; 211/59.2, 59.3, 184; 108/60, 61; 312/71; 160/135

- 5,240,126 8/1993 Foster et al. .
- 5,265,738 11/1993 Yablans et al. .
- 5,366,033 11/1994 Koivisto .
- 5,366,099 11/1994 Schmid .
- 5,390,802 2/1995 Pappagallo et al. .
- 5,413,229 5/1995 Zuberbuhler et al. .
- 5,450,968 9/1995 Bustos .
- 5,450,969 9/1995 Johnson et al. .
- 5,469,976 11/1995 Burchell .
- 5,542,552 8/1996 Yablans et al. .
- 5,562,217 10/1996 Salveson et al. .
- 5,605,237 2/1997 Richardson et al. .

(List continued on next page.)

OTHER PUBLICATIONS

VP-2 Assembly Instructions (Level 1), Space Management Systems, Inc., Oct. 1990, pp. 424-428.
Shelf Management System photographs A-N.
Four photographs of two slide members.

Primary Examiner—Prabhakar Deshmukh
(74) *Attorney, Agent, or Firm*—Knobbe, Martens, Olson & Bear LLP

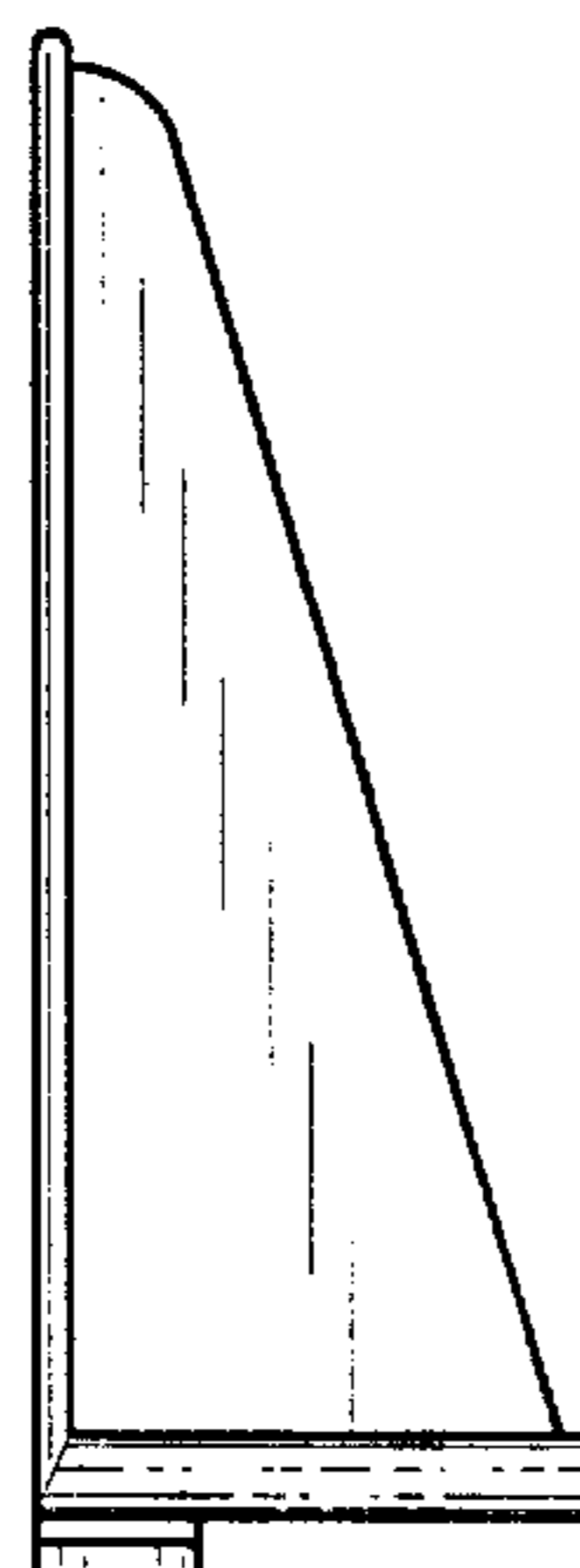

- (56) **References Cited**
- U.S. PATENT DOCUMENTS**
- D. 256,301 * 8/1980 Cutts D6/509
- D. 300,994 * 5/1989 Wolff D6/509
- D. 318,769 * 8/1991 Marchiony et al. D6/509
- 2,652,154 * 9/1953 Stevens 211/59.3
- 2,934,212 4/1960 Jacobson .
- 3,161,295 12/1964 Chesley .
- 3,308,961 3/1967 Chesley .
- 4,300,693 11/1981 Spamer .
- 4,303,162 12/1981 Suttles .
- 4,504,100 3/1985 Chanmard .
- 4,724,968 2/1988 Wombacher .
- 4,730,741 3/1988 Jackle, III et al. .
- 4,762,236 8/1988 Jackle, III et al. .
- 4,821,894 4/1989 Dechriot .
- 4,830,201 5/1989 Breslow .
- 4,898,282 2/1990 Hawkinson et al. .
- 4,899,893 * 2/1990 Robertson 211/59.3
- 4,901,869 2/1990 Hawkinson et al. .
- 4,907,707 3/1990 Crum .
- 5,012,936 5/1991 Crum .
- 5,069,349 12/1991 Wear et al. .
- 5,088,607 2/1992 Risafi et al. .
- 5,111,942 5/1992 Bermardin .
- 5,203,463 4/1993 Gold .

- (57) **CLAIM**
- The ornamental design for a slide member, as shown and described.

DESCRIPTION

FIG. 1 is a perspective view of a sliding member showing my new design; the broken line showing of track system is for illustrative purpose only and forms no part of the claimed design;
FIG. 2 is a front elevational view of the slide member;
FIG. 3 is a right side elevational view of the slide member;
FIG. 4 is a left side elevational view of the slide member;
FIG. 5 is a top plan view of the slide member;
FIG. 6 is a back elevation view of the slide member; and,
FIG. 7 is a bottom plan view of the slide member.
The broken lines shown in the accompanying figures is for illustrative purposed only and forms no part of the claimed design.

1 Claim, 2 Drawing Sheets



US D445,615 S

Page 2

U.S. PATENT DOCUMENTS

5,634,564	6/1997	Spamer et al. .	5,855,281 *	1/1999	Rabas	211/175
5,638,963	6/1997	Finnelly et al. .	5,855,283	1/1999	Johnson .	
5,665,304	9/1997	Heinen et al. .	5,873,489	2/1999	Ide et al. .	
5,673,801	10/1997	Markson .	5,992,652 *	11/1999	Springs	211/59.3
5,685,664	11/1997	Parham et al. .	5,992,653	11/1999	Anderson et al. .	
5,746,328	5/1998	Beeler et al. .	6,082,557	7/2000	Leahy .	
5,806,690	9/1998	Johnson et al. .	6,142,317 *	11/2000	Merl	211/59.3
5,839,588	11/1998	Hawkinson .				

* cited by examiner

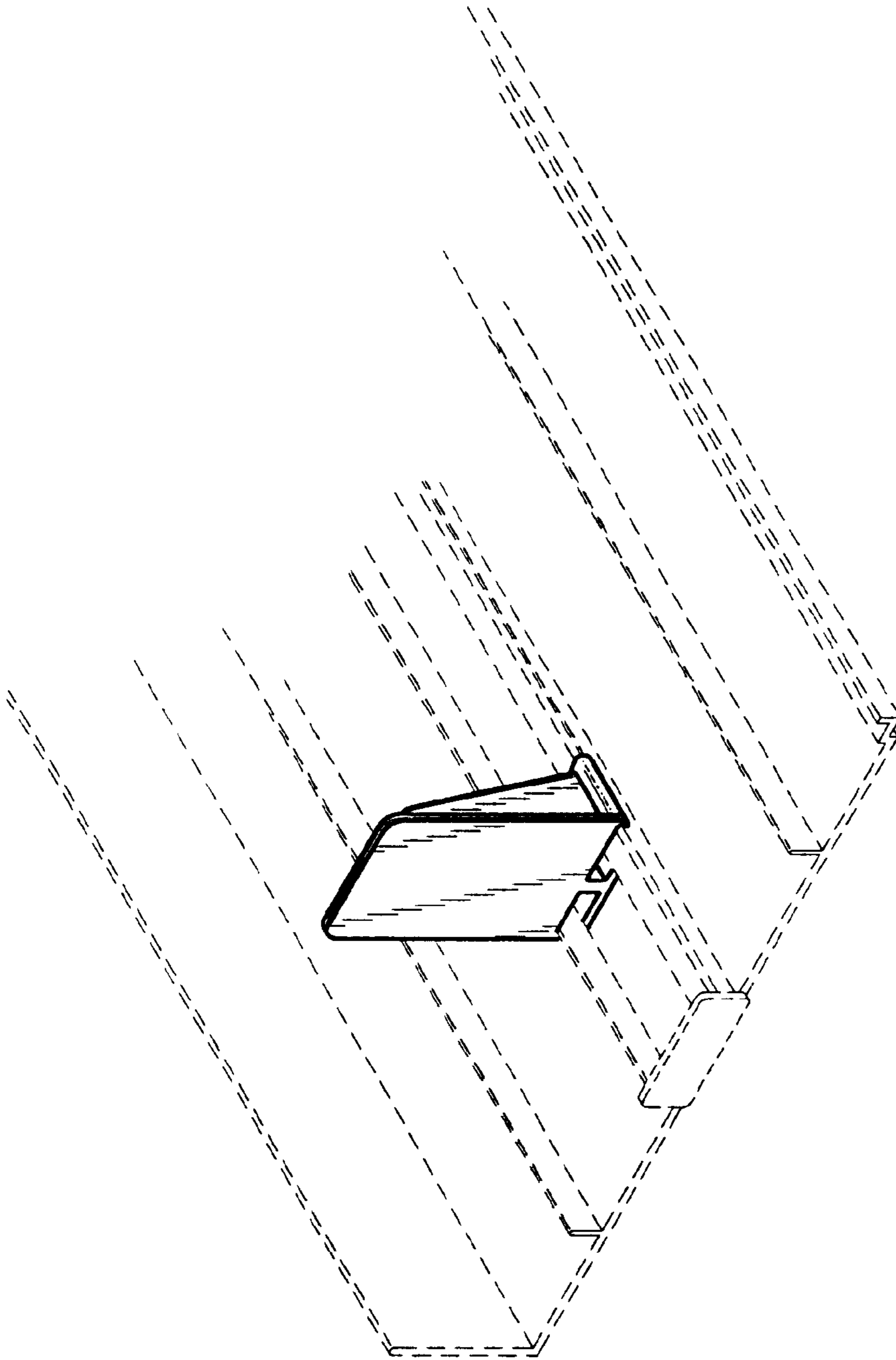


FIG. 1

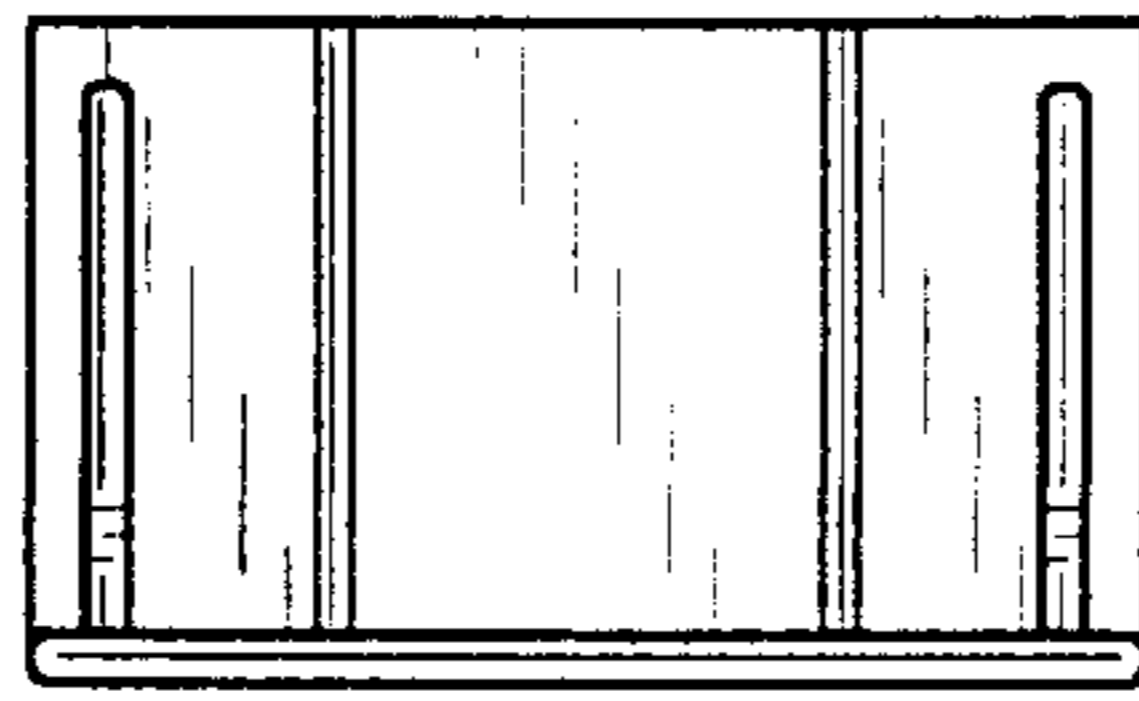


FIG. 5




FIG. 4




FIG. 2

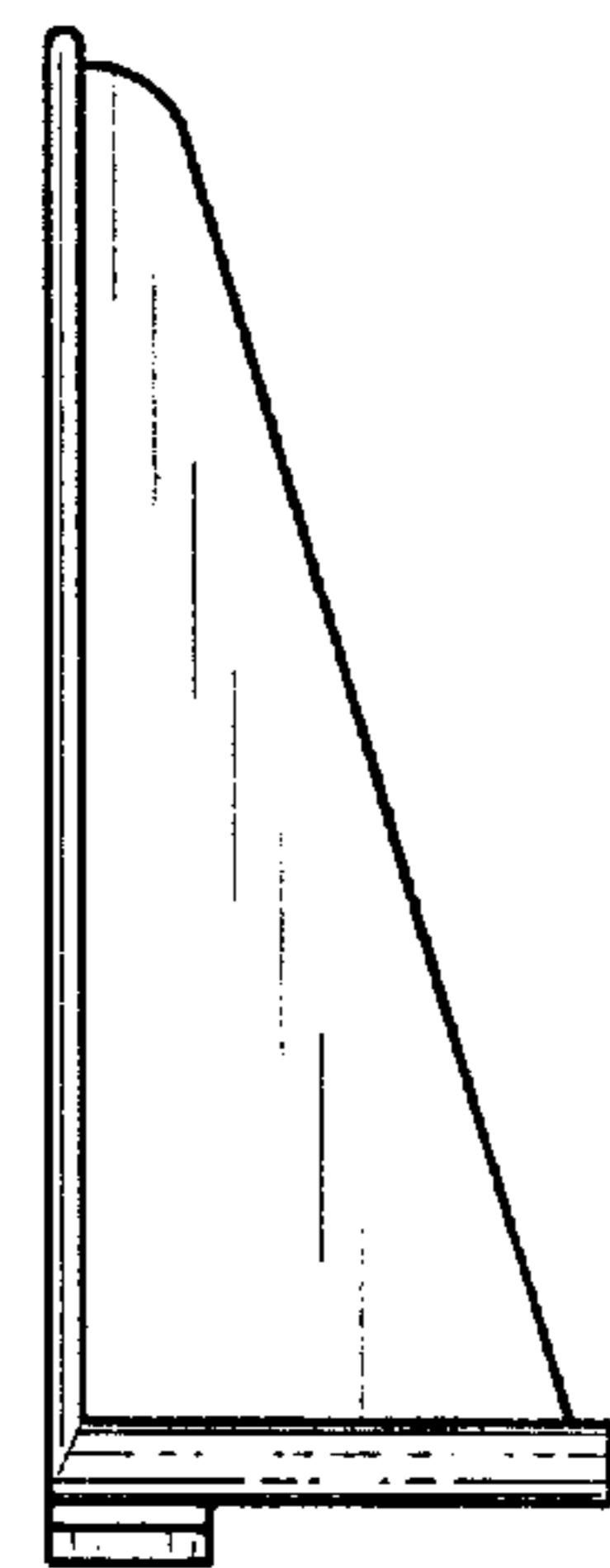


FIG. 3

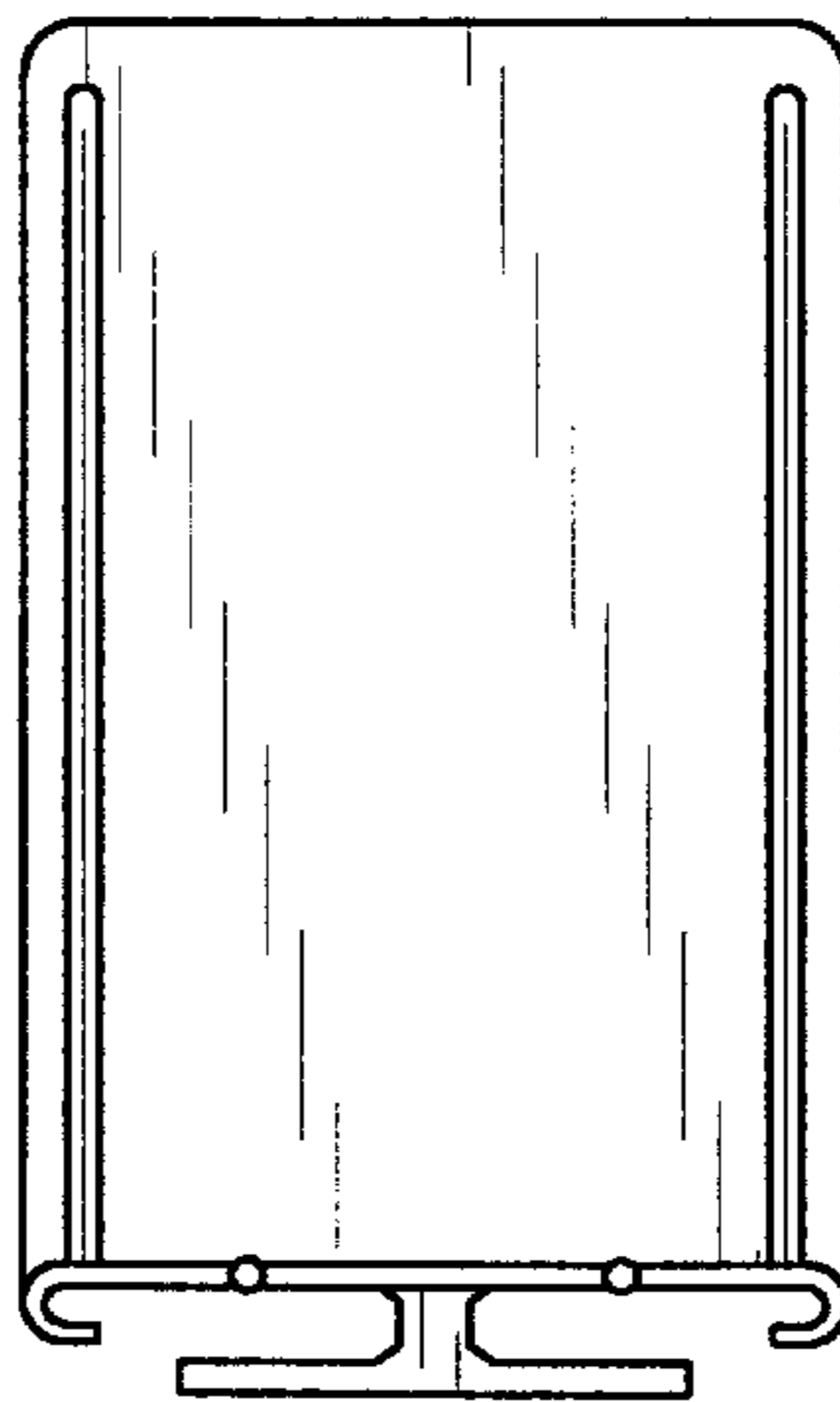


FIG. 6

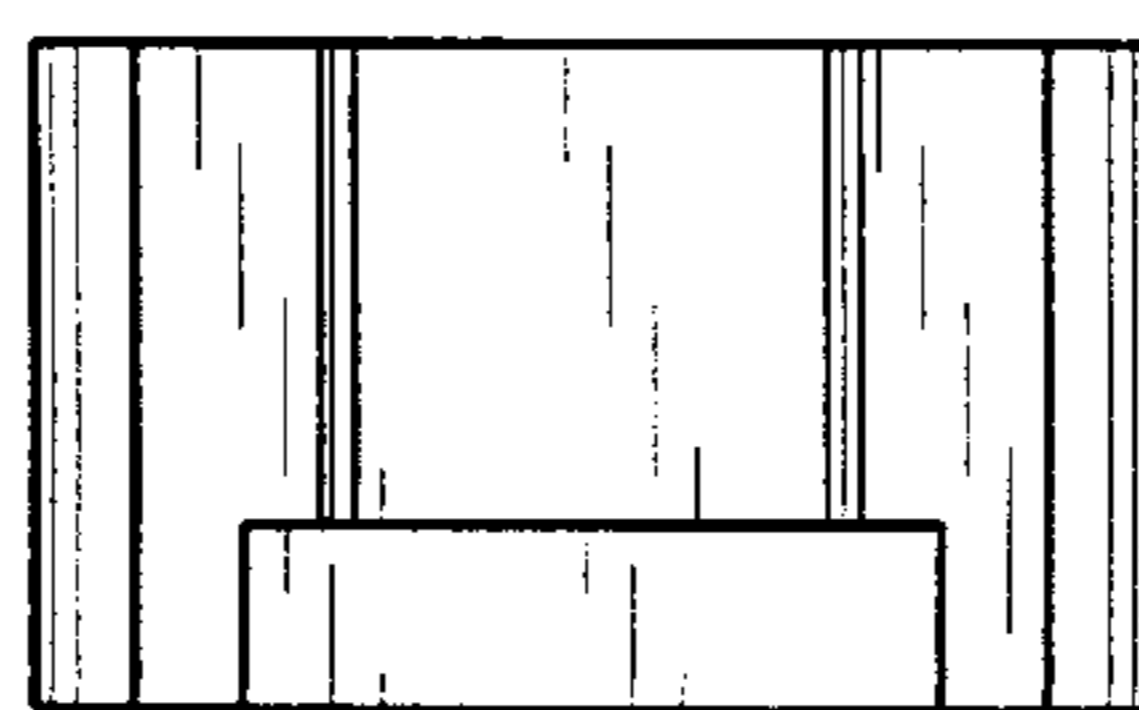


FIG. 7