



US00D445610S

(12) **United States Design Patent**  
**O'Hare et al.**

(10) **Patent No.:** **US D445,610 S**

(45) **Date of Patent:** **\*\* Jul. 31, 2001**

(54) **DESK**

(75) Inventors: **Timothy M. O'Hare**, Colfax; **Shawn C. Stanton**, High Point, both of NC (US)

(73) Assignee: **Thomasville Furniture Industries, Inc.**, Thomasville, NC (US)

(\*\*) Term: **14 Years**

(21) Appl. No.: **29/128,719**

(22) Filed: **Aug. 30, 2000**

(51) **LOC (7) Cl.** ..... **06-03**

(52) **U.S. Cl.** ..... **D6/484; D6/451**

(58) **Field of Search** ..... D6/480-489, 495-499, D6/450, 451, 477; 108/153.1, 156, 157.1, 157.7, 161; 248/188, 188.1

(56) **References Cited**

**U.S. PATENT DOCUMENTS**

- D. 90,112 \* 6/1933 Ginsberg ..... D6/451
- D. 393,964 \* 5/1998 Bergelin ..... D6/480
- D. 431,738 \* 10/2000 Wistehuff, Sr. .... D6/484
- D. 438,032 \* 2/2001 Cain ..... D6/484

**OTHER PUBLICATIONS**

- Antiques, May 1976, p. 964, table at lower left.\*
- Thomasville Memoirs, table at lower left.\*
- Desk, Fireside Occasional Collection, Henredon Furniture.

Gadroon Molding, *The Book of Carved Wood Decoration*, Klise Manufacturing Company, pp. 20-21, 1987.

\* cited by examiner

*Primary Examiner*—Janice E. Seeger

(74) *Attorney, Agent, or Firm*—Rhodes & Mason, P.L.L.C.

(57) **CLAIM**

The ornamental design for a desk, as shown and described.

**DESCRIPTION**

FIG. 1 is a left front perspective view of a desk showing my new design;

FIG. 2 is a front elevational view thereof;

FIG. 3 is a rear elevational view thereof;

FIG. 4 is an end elevational view, the opposite end being a mirror image thereof;


FIG. 5 is a top view thereof; and,

FIG. 6 is a second rear view, omitting the ornamentation located on the front edge for clarity thereof.

The broken lines are for environmental purposes only and form no part of the claimed design.

The bottom view of the table in not shown and forms no part of the claimed design.

**1 Claim, 6 Drawing Sheets**



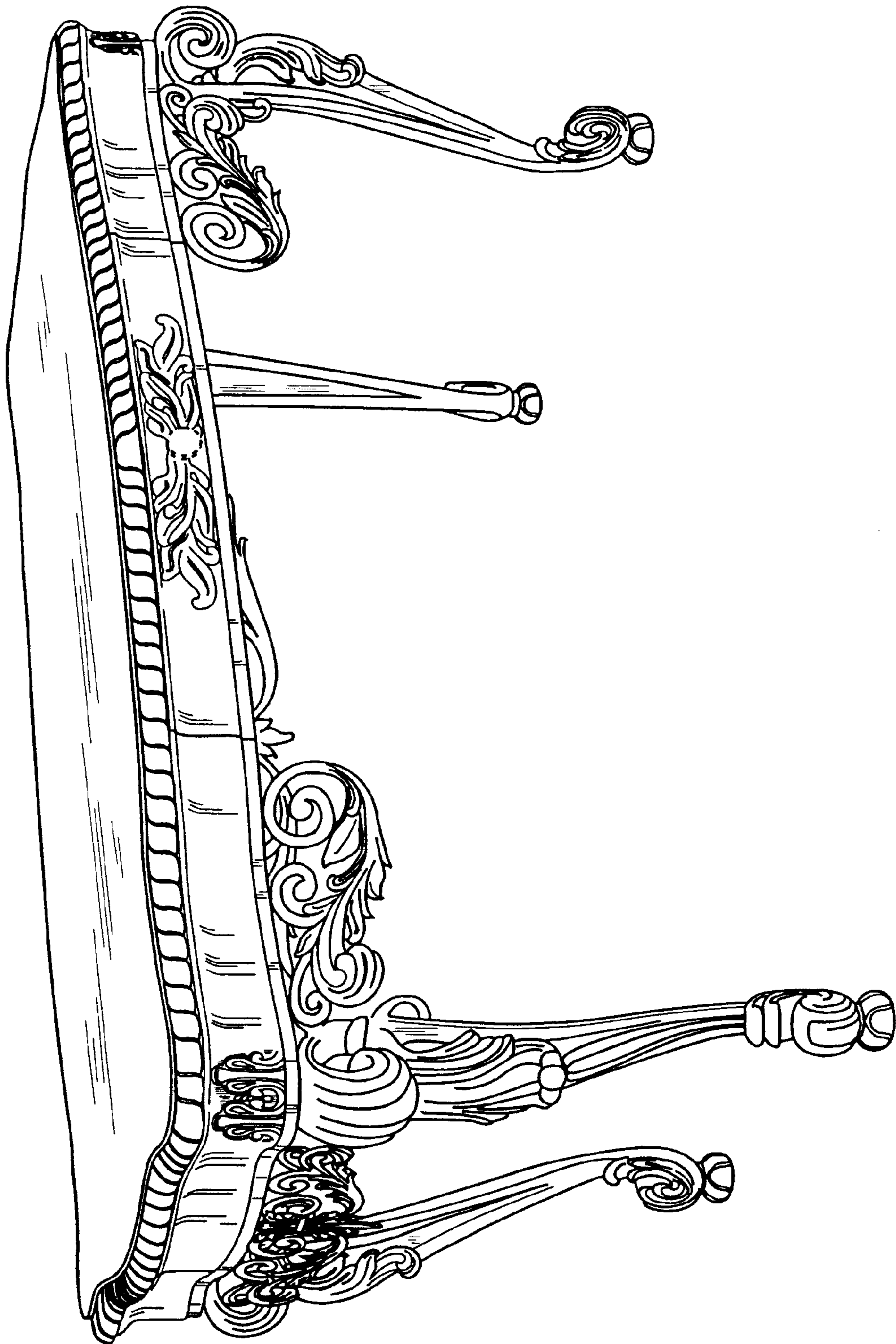


FIG. 1




FIG. 2






FIG. 3




FIG. 4

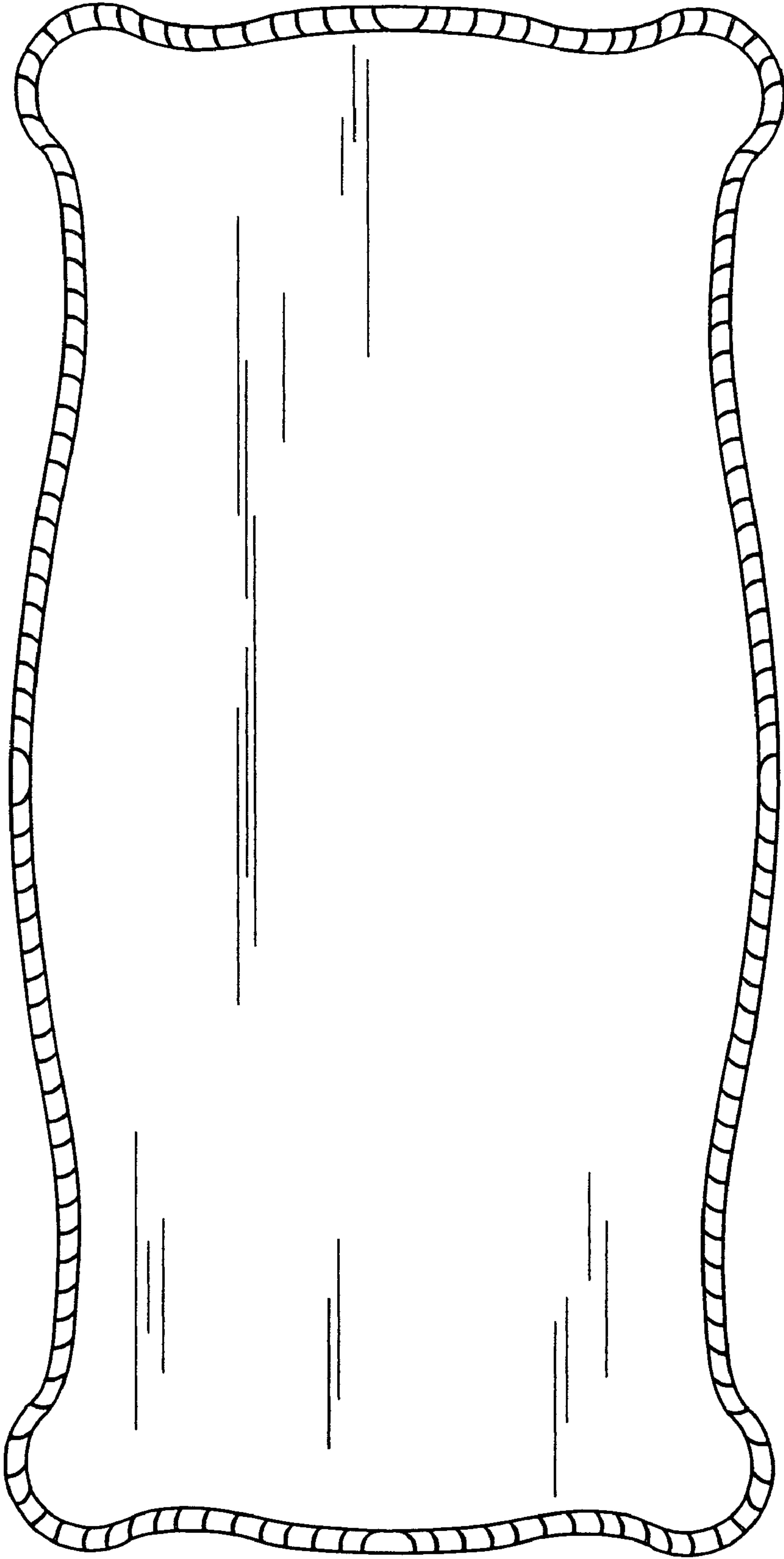


FIG. 5




FIG. 6