



US00D445605S

(12) **United States Design Patent**
Mourgue

(10) **Patent No.:** **US D445,605 S**

(45) **Date of Patent:** **** Jul. 31, 2001**

(54) **TABLE**

(75) **Inventor:** **Pascal Mourgue**, Montreuil sous Bois (FR)

(73) **Assignee:** **CINNA**, Briord (FR)

(**) **Term:** **14 Years**

(21) **Appl. No.:** **29/125,923**

(22) **Filed:** **Jul. 5, 2000**

(30) **Foreign Application Priority Data**

Jan. 6, 2000 (XH) DM/050 384

(51) **LOC (7) Cl.** **06-03**

(52) **U.S. Cl.** **D6/480**

(58) **Field of Search** D6/480-489, 495-499, D6/429; 108/153.1, 156, 157.1, 161; 248/188.1, 188, 188.7, 188.8

(56) **References Cited**

U.S. PATENT DOCUMENTS

D. 236,402 * 8/1975 Lubke D6/487

D. 342,631 * 12/1993 Geniele et al. D6/480
D. 369,702 * 5/1996 VanSkiver et al. D6/480
1,875,377 * 9/1932 Hanson 108/150
2,719,717 * 10/1955 Verity D6/480

OTHER PUBLICATIONS

Schoner Wohnen May 1988, p. 24, table.*

* cited by examiner

Primary Examiner—Janice E. Seeger

(74) *Attorney, Agent, or Firm*—Cantor Colburn LLP

(57) **CLAIM**

The ornamental design of table, as shown and described.

DESCRIPTION


FIG. 1 is a perspective view of table showing my new design;

FIG. 2 is a front elevational view thereof, the rear being a mirror image;

FIG. 3 is a top plan view thereof; and,

FIG. 4 is a side elevational corner view taken in the direction of arrow 4 of FIG. 3.

1 Claim, 3 Drawing Sheets






FIG. 1

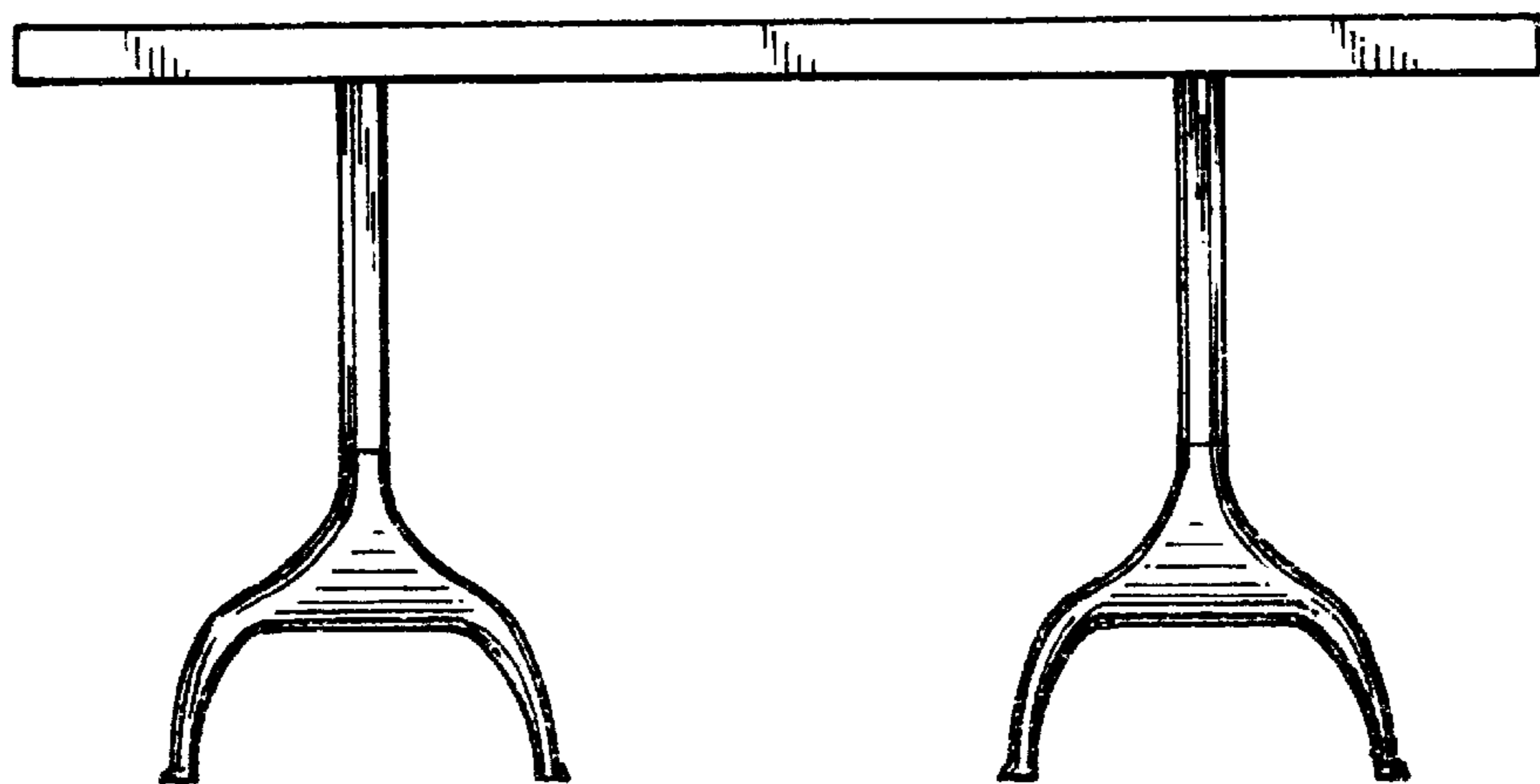


FIG. 2




FIG. 3

FIG. 4

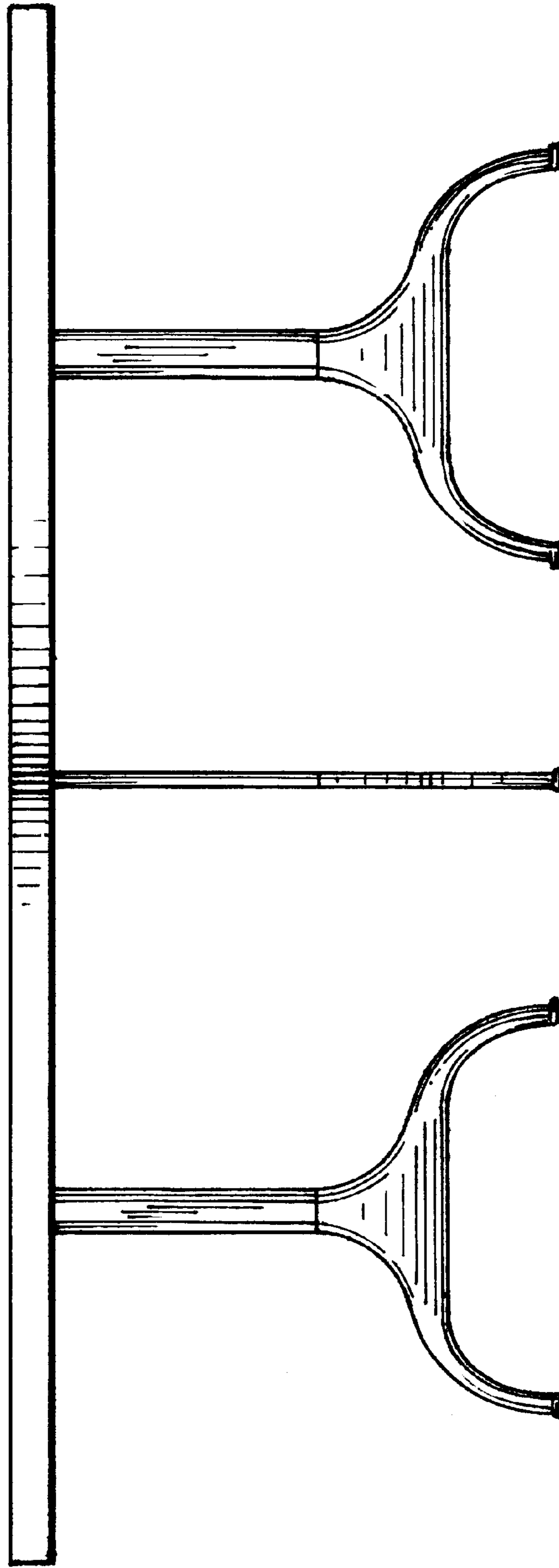


FIG. 4