



US00D445604S

(12) **United States Design Patent**  
**Jeup**

(10) **Patent No.:** **US D445,604 S**

(45) **Date of Patent:** **\*\* Jul. 31, 2001**

(54) **CABINET**

(75) **Inventor:** **Joseph Jeup**, Hudsonville, MI (US)

(73) **Assignee:** **Jeup, Inc.**, Jenison, MI (US)

(\*\*) **Term:** **14 Years**

(21) **Appl. No.:** **29/124,518**

(22) **Filed:** **Jun. 7, 2000**

(51) **LOC (7) Cl.** ..... **06-03**

(52) **U.S. Cl.** ..... **D6/480**

(58) **Field of Search** ..... D6/480-489, 495-499,  
D6/474; 108/153.1, 156, 157.1, 161, 150;  
248/188, 188.1, 188.8

(56) **References Cited**

**U.S. PATENT DOCUMENTS**

- D. 332,361 \* 1/1993 Lewis ..... D6/480
- D. 415,371 \* 10/1999 Lewis ..... D6/480

**OTHER PUBLICATIONS**

D.I.A. 1988, p. 56, #432 table at lower left.\*  
Jeup Collection brochure.

\* cited by examiner

*Primary Examiner*—Janice E. Seeger

(74) *Attorney, Agent, or Firm*—Young & Basile P.C.

(57) **CLAIM**

The ornamental design for a cabinet, as shown and described.

**DESCRIPTION**

FIG. 1 is a top view.

FIG. 2 is a front elevational view which is identical to the rear elevational view.

FIG. 3 is a bottom view; and,

FIG. 4 is a right side elevational view which is identical to the left side elevational view.

**1 Claim, 1 Drawing Sheet**

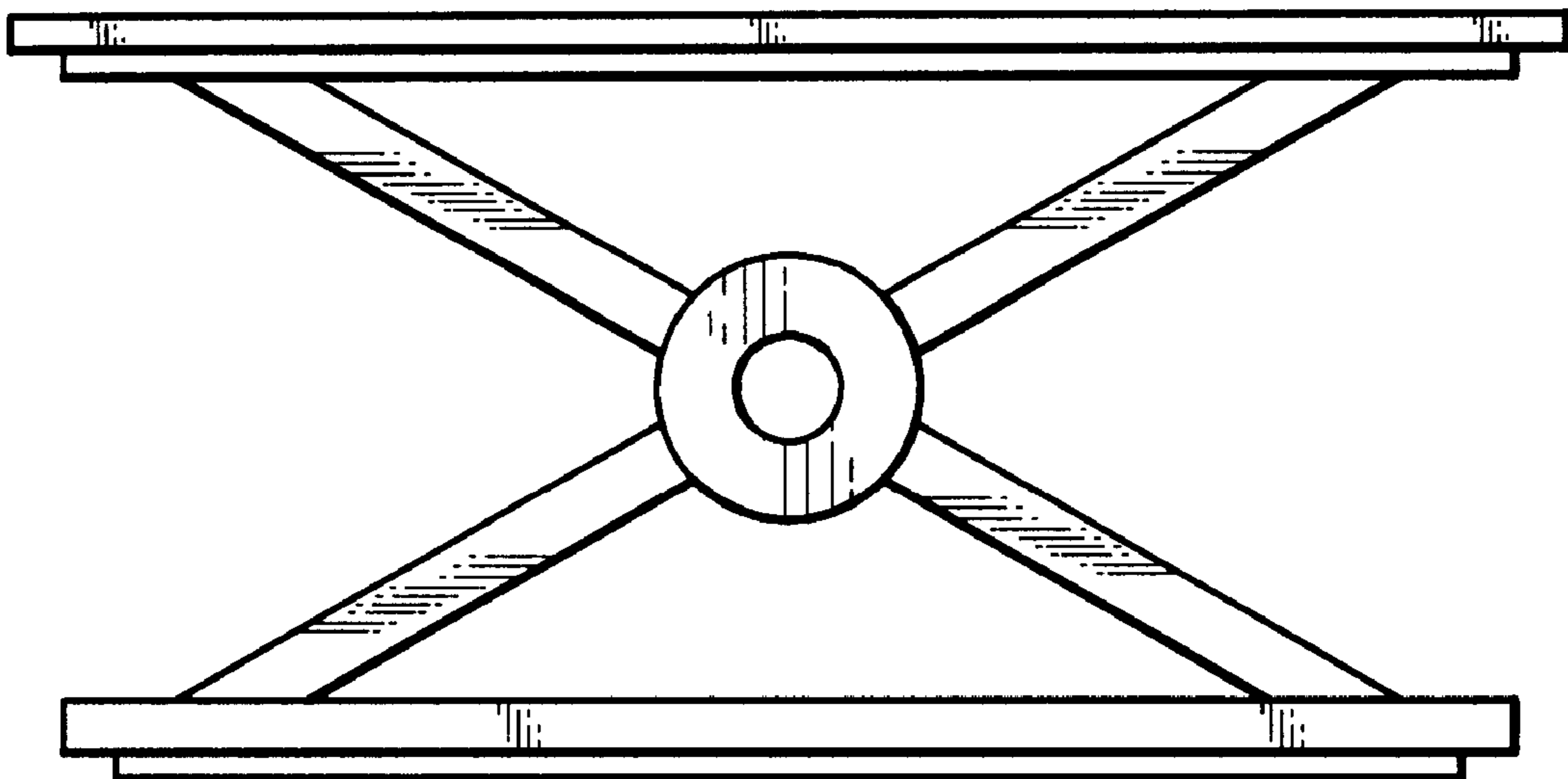



FIG - 1

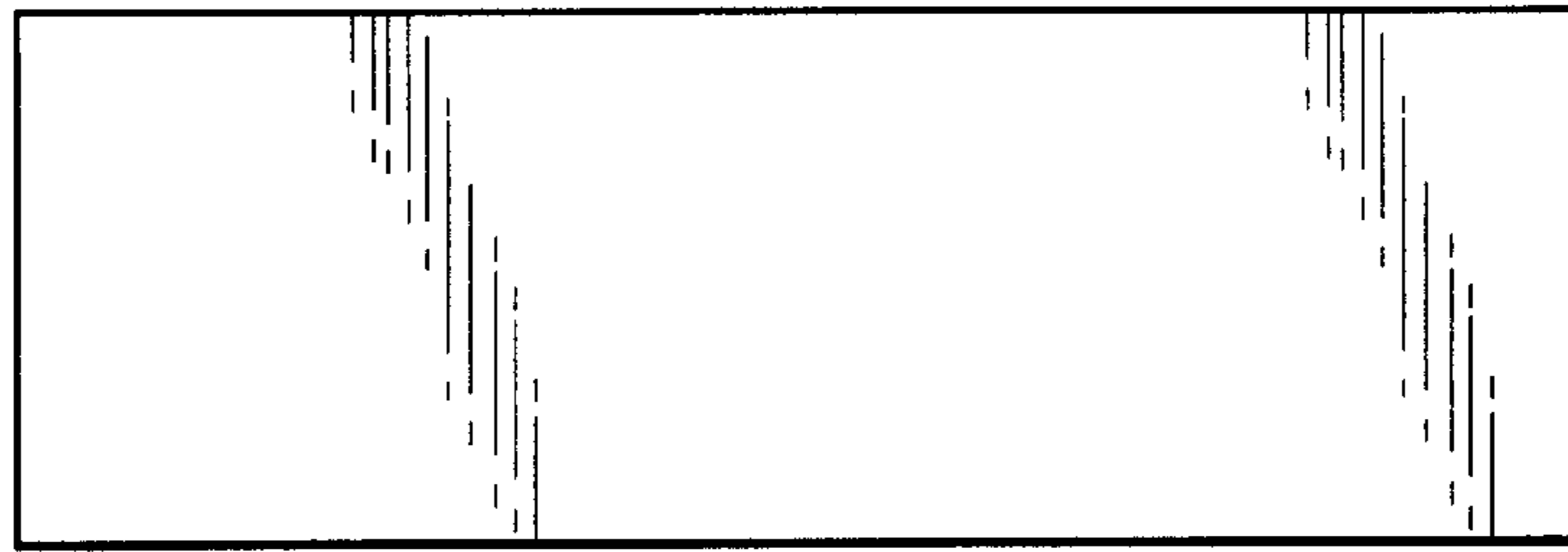


FIG - 2

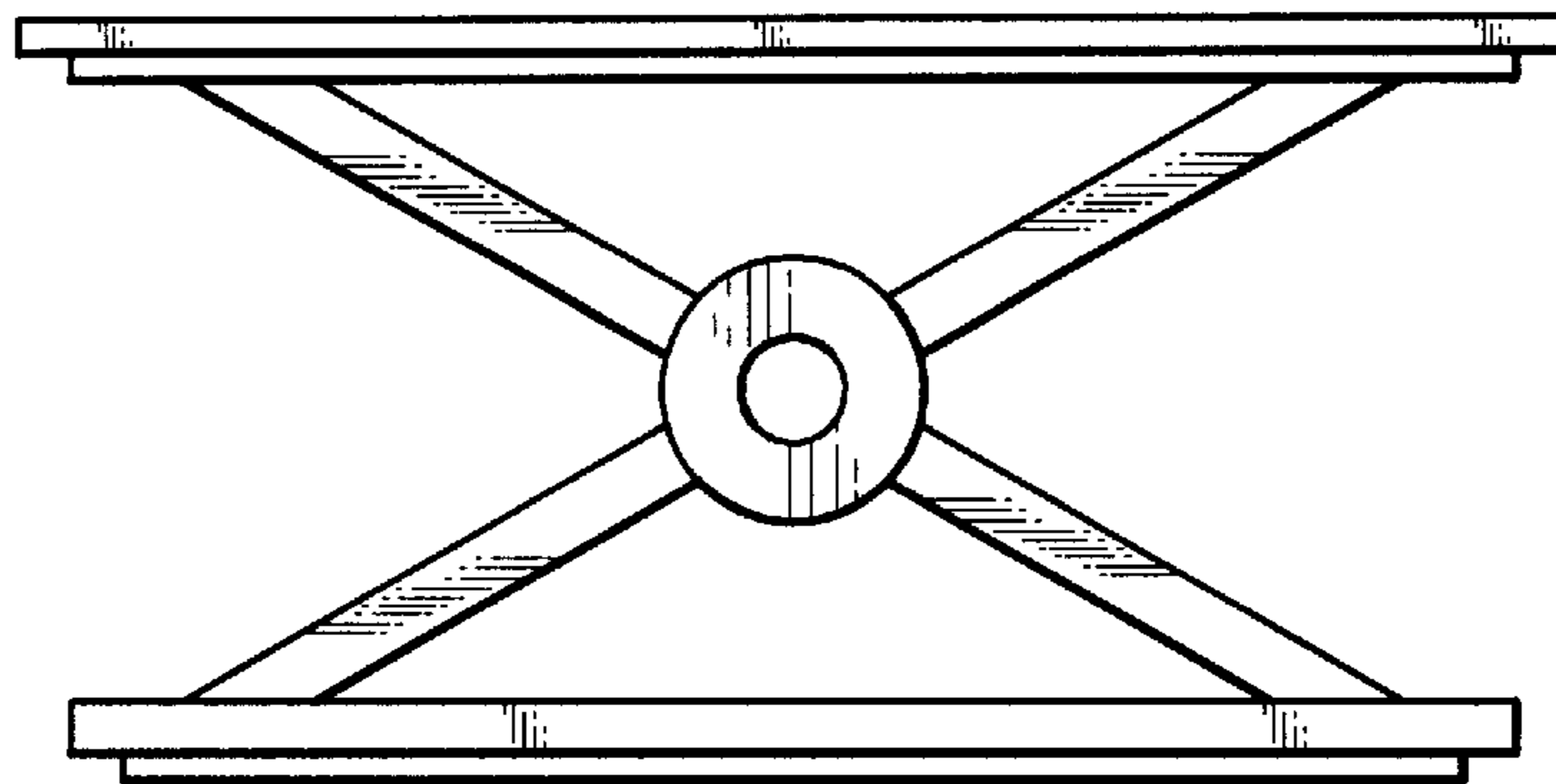


FIG - 3




FIG - 4

