



US00D445596S

(12) **United States Design Patent**  
**Stout et al.**

(10) **Patent No.:** **US D445,596 S**

(45) **Date of Patent:** **\*\* Jul. 31, 2001**

(54) **DRESSER**

(75) Inventors: **Craig Stout**, Redding; **Philip Stone**, Woodbury, both of CT (US)

(73) Assignee: **Ethan Allen Marketing, Inc.**, Danbury, CT (US)

(\*\*) Term: **14 Years**

(21) Appl. No.: **29/130,376**

(22) Filed: **Sep. 29, 2000**

(51) **LOC (7) Cl.** ..... **06-04**

(52) **U.S. Cl.** ..... **D6/446**

(58) **Field of Search** ..... D6/432-448; 312/204, 312/224, 257.1

(56) **References Cited**

**U.S. PATENT DOCUMENTS**

- D. 184,935 \* 4/1959 Herrmann ..... D6/446
- D. 427,453 \* 7/2000 Lacroix et al. .... D6/446
- D. 427,806 \* 7/2000 Lacroix et al. .... D6/445
- D. 428,280 \* 7/2000 Walters, III et al. .... D6/446

**OTHER PUBLICATIONS**

Ethan Allen Double Dresser, p. 275, 1998.\*  
Furniture Today, Dresser, p. 144, Oct. 19, 1998.\*

\* cited by examiner

*Primary Examiner*—Cathron C. Brooks

(74) *Attorney, Agent, or Firm*—Gabriel P. Katona, L.L.P.

(57) **CLAIM**

The ornamental design for a dresser, as shown and described.

**DESCRIPTION**

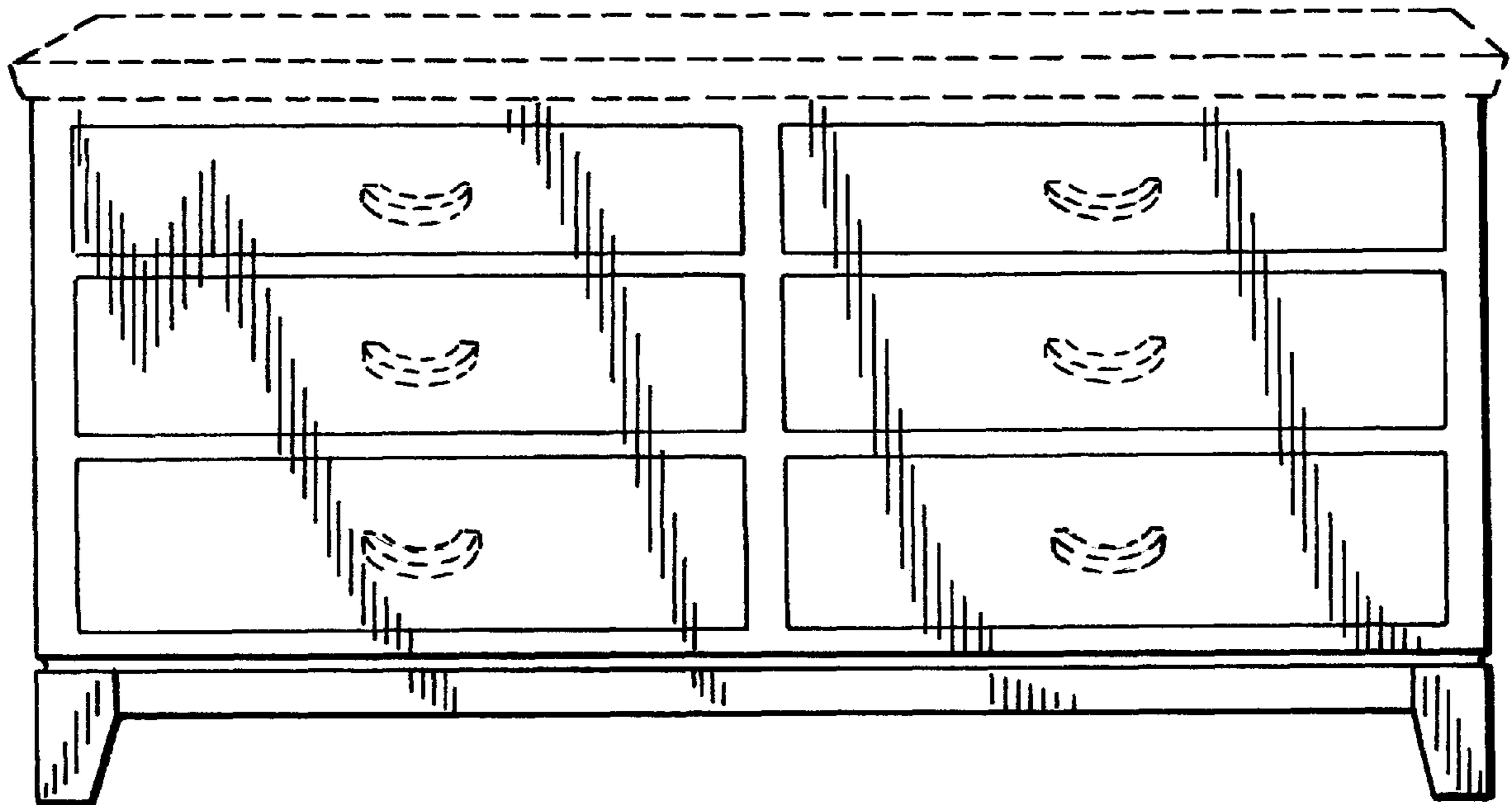
FIG. 1 is a perspective view showing the new design; FIG. 2 is a side view thereof, the opposite side view being a mirror image thereof;

FIG. 3 is a rear view thereof; and,

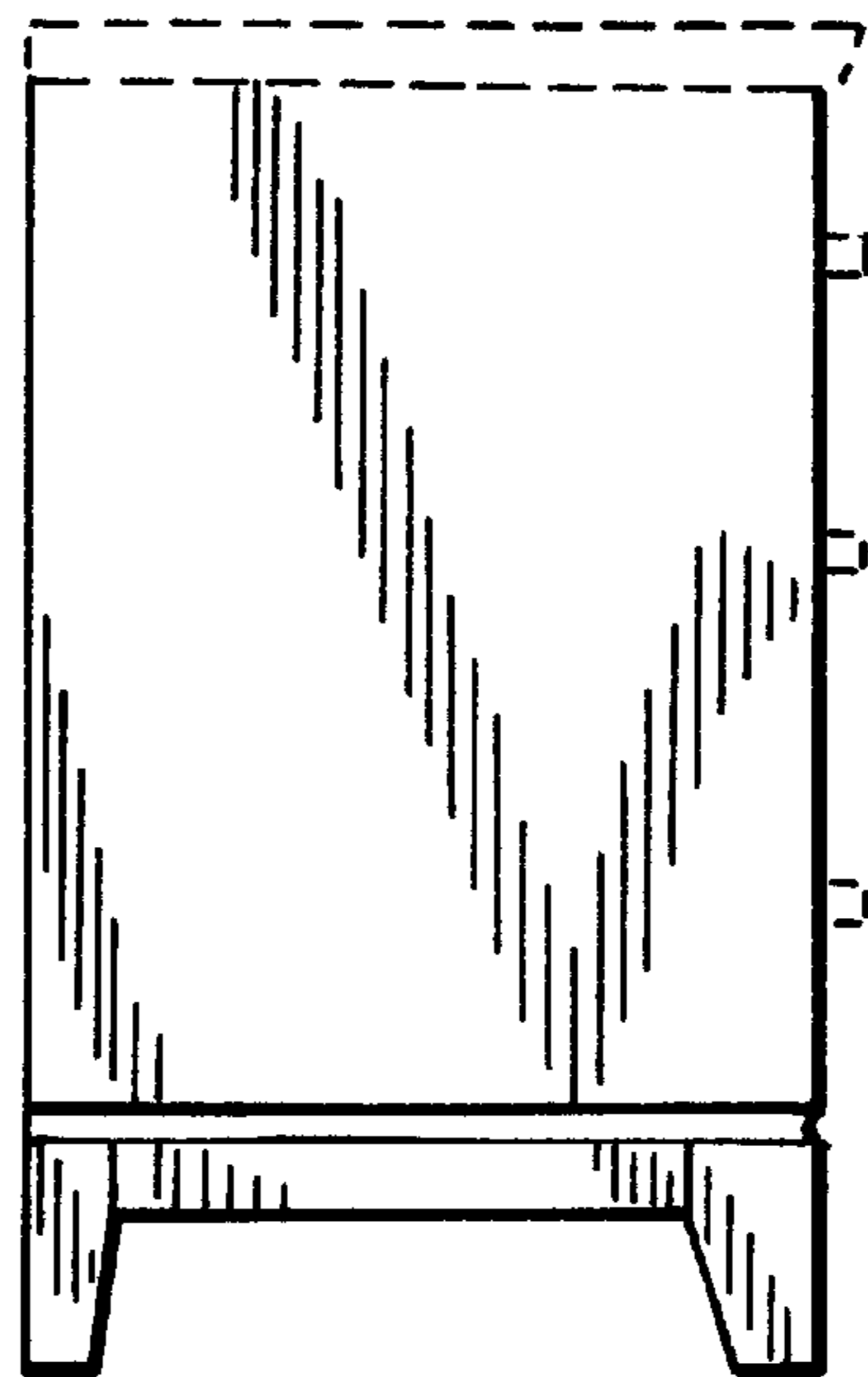
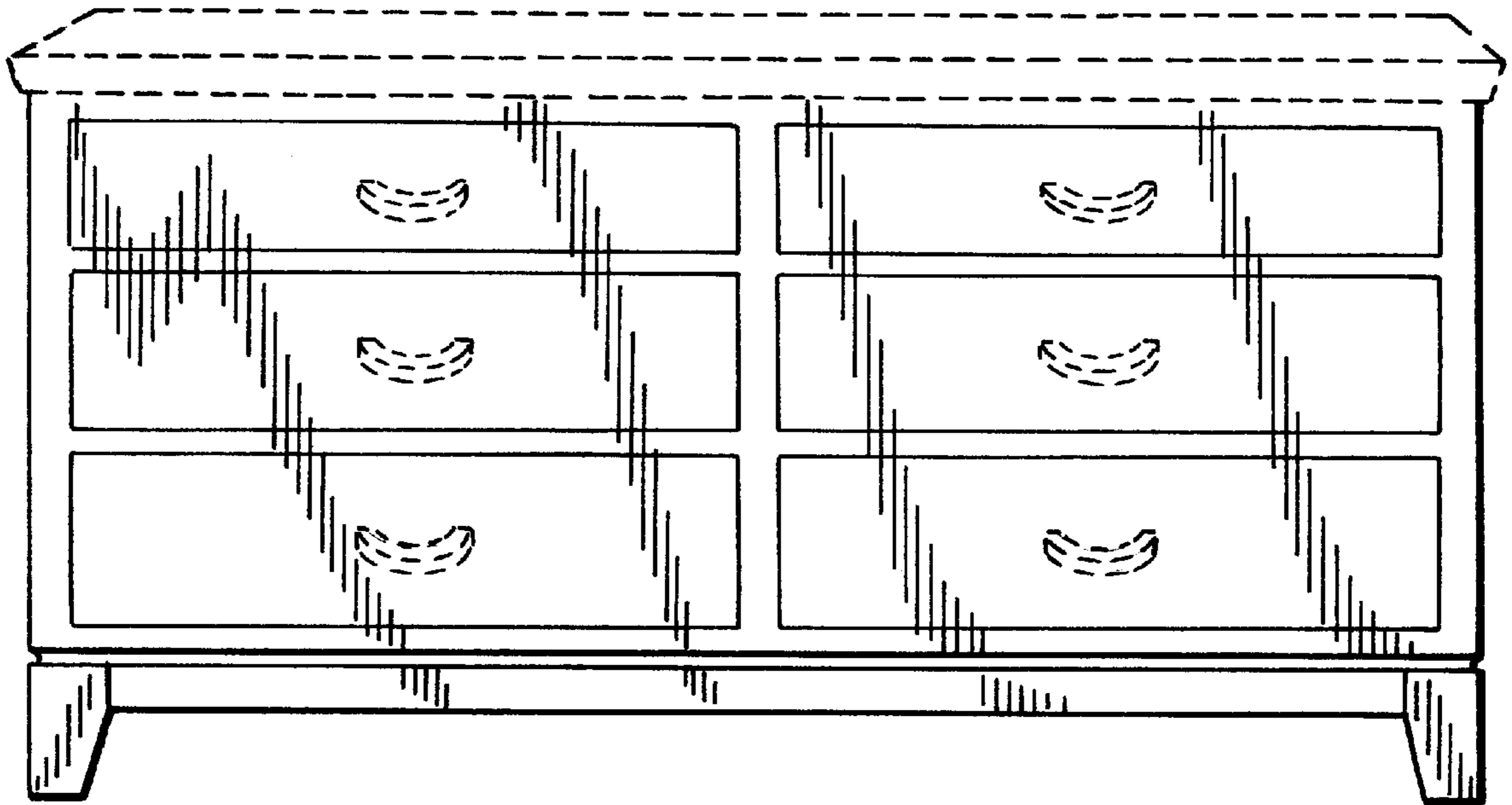
FIG. 4 is a bottom view thereof.

The broken lines shown are for illustrative purposes only and form no part of the claimed design.

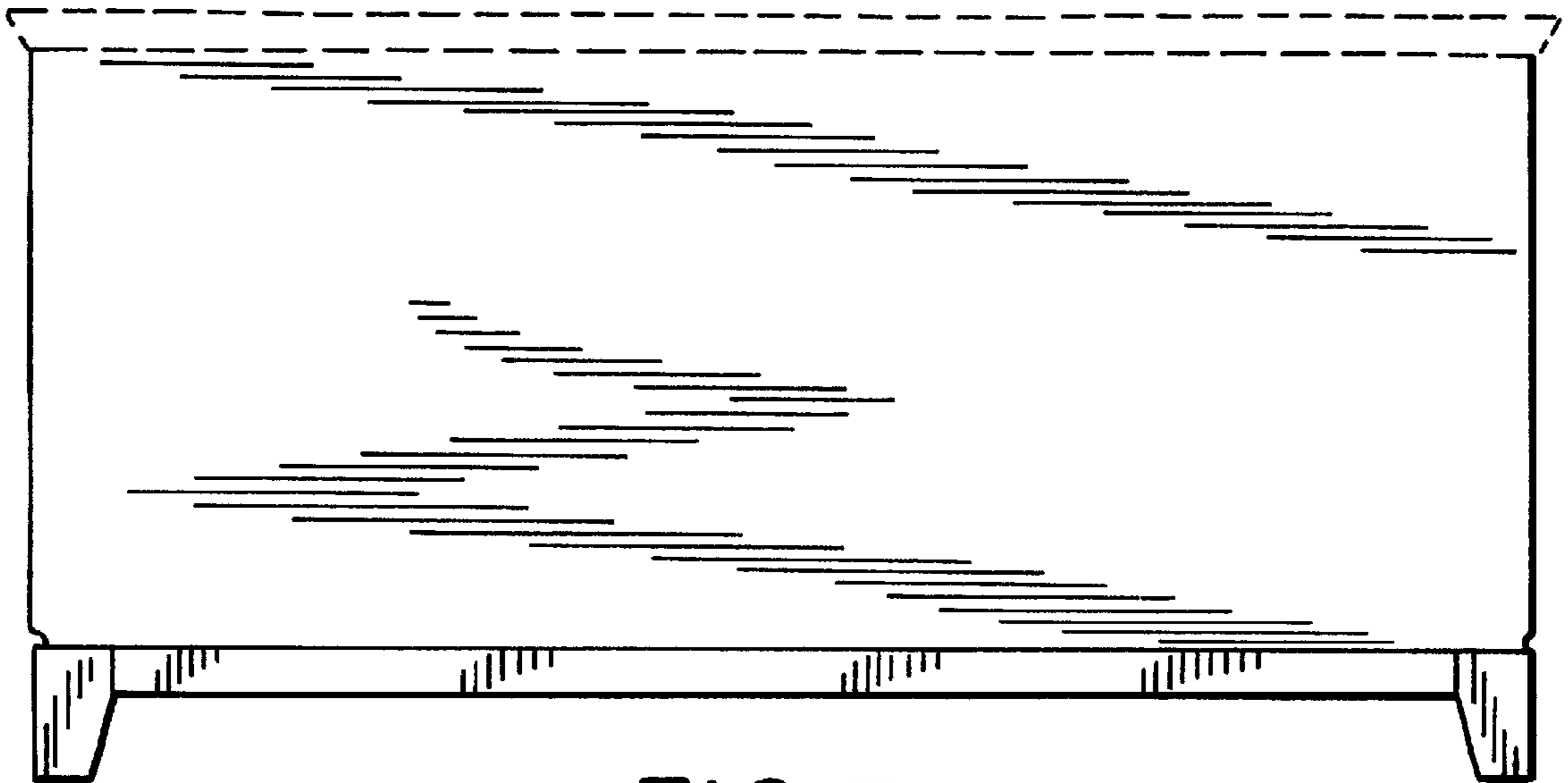
**1 Claim, 2 Drawing Sheets**



*FIG. 1*



*FIG. 2*



*FIG. 3*



*FIG. 4*