



US00D445575S

(12) **United States Design Patent**
Shepard

(10) **Patent No.:** **US D445,575 S**

(45) **Date of Patent:** **** Jul. 31, 2001**

- (54) **SEAT**
- (75) **Inventor:** **Randall B. Shepard**, Moraga, CA (US)
- (73) **Assignee:** **McGuire Furniture Company**, San Francisco, CA (US)
- (**) **Term:** **14 Years**
- (21) **Appl. No.:** **29/135,875**
- (22) **Filed:** **Jan. 19, 2001**
- (51) **LOC (7) Cl.** **06-01**
- (52) **U.S. Cl.** **D6/349**
- (58) **Field of Search** D6/349, 351-353, D6/355, 484, 495; 297/181, 461, 462, 423.1, 423.39, 423.41, 452.63, 452.64

(56) **References Cited**

U.S. PATENT DOCUMENTS

- D. 86,020 1/1932 Gibson .
- D. 191,306 * 9/1961 Grosskopf D6/349
- D. 274,965 * 8/1984 Thorpe D6/484
- D. 345,469 * 3/1994 Wirth D6/355

OTHER PUBLICATIONS

Calif-Asia Hermosa Rattan, c1974, p. 23, #3600-5100 ottoman at right.*
 Willow and Reed, 1970, p. 35, #459 and 458 at top and right.*

“Egyptian Stools”, Source Unknown, 3 pgs. (Date unknown).

Willow and Reed 1970, p. 70, #646 stool in center.

Willow and Reed, p. 8, stool in center.

* cited by examiner

Primary Examiner—Janice E. Seeger

(74) *Attorney, Agent, or Firm*—Merchant & Gould PC

(57) **CLAIM**

The ornamental design for seat, as shown and described.

DESCRIPTION

FIG. 1 is a perspective view taken from the top, front and left side of a seat embodying my new design;

FIG. 2 is a front elevational view thereof, the right side, left side and rear elevational views being the mirror images thereof;

FIG. 3 is a top plan view thereof;

FIG. 4 is a bottom plan view thereof;

FIG. 5 is a perspective view taken from the top, front and left side of a second embodiment of my new design wherein the difference is substantially a matter of length.

FIG. 6 is a left side elevational view thereof, the right side elevational view being the mirror image thereof;

FIG. 7 is a front elevational view thereof, the rear elevational view being the mirror image thereof;

FIG. 8 is a top plan view thereof; and,

FIG. 9 is a bottom plan view thereof.

1 Claim, 9 Drawing Sheets



FIG. 1



FIG. 2




FIG. 3




FIG. 4




FIG. 5




FIG. 6




FIG. 7




FIG. 8




FIG. 9

