



US00D445563S

(12) **United States Design Patent**
Cautereels

(10) **Patent No.:** **US D445,563 S**

(45) **Date of Patent:** **** Jul. 31, 2001**

(54) **COSMETIC CASE**

(75) **Inventor:** **Victor J. J. Cautereels, Ranst (BE)**

(73) **Assignee:** **Dart Industries Inc., Orlando, FL (US)**

(**) **Term:** **14 Years**

(21) **Appl. No.:** **29/129,317**

(22) **Filed:** **Sep. 12, 2000**

(51) **LOC (7) Cl.** **03-01**

(52) **U.S. Cl.** **D3/205; D28/78**

(58) **Field of Search** **D3/201, 205, 901,**
D3/206; D28/4, 9, 13, 78; 132/286; 206/581,
823; 401/88; D9/307, 529

(56) **References Cited**

U.S. PATENT DOCUMENTS

D. 109,358	*	4/1938	Ridenour	D3/901
D. 145,100		6/1946	Muller-Munk .	
D. 179,957	*	3/1957	Van Zendt	D28/4
D. 195,772	*	7/1963	Sanders	D3/205
D. 259,167		5/1981	Daenen .	
D. 280,678		9/1985	Loscalzo et al. .	
D. 303,163	*	8/1989	Bakic	D28/78
D. 318,015		7/1991	DeCoster et al. .	
D. 343,768		2/1994	Cautereels et al. .	
D. 353,744		12/1994	Ferris et al. .	
D. 353,748		12/1994	Ferris et al. .	
D. 367,211		2/1996	Cautereels .	
D. 372,173		7/1996	Fukuda et al.	D7/629

D. 404,917	2/1999	Miller et al.	D3/294
D. 408,143	4/1999	Miller	D3/282
D. 429,645	8/2000	Erckelbout et al.	D9/529
2,217,910	10/1940	Leshin .	
2,497,418	* 2/1950	Schroeder	D3/206
4,216,862	8/1980	Daenen .	
4,972,860	11/1990	Yuhara et al. .	
5,205,413	4/1993	Cautereels et al. .	
5,323,794	6/1994	Favre .	
5,427,265	6/1995	Cautereels et al. .	
5,638,839	6/1997	Montoli	132/295
5,695,087	12/1997	Tutton et al.	220/324

* cited by examiner

Primary Examiner—Louis S. Zarfaz

Assistant Examiner—Monica A. Weingart

(74) *Attorney, Agent, or Firm*—Taylor J. Ross

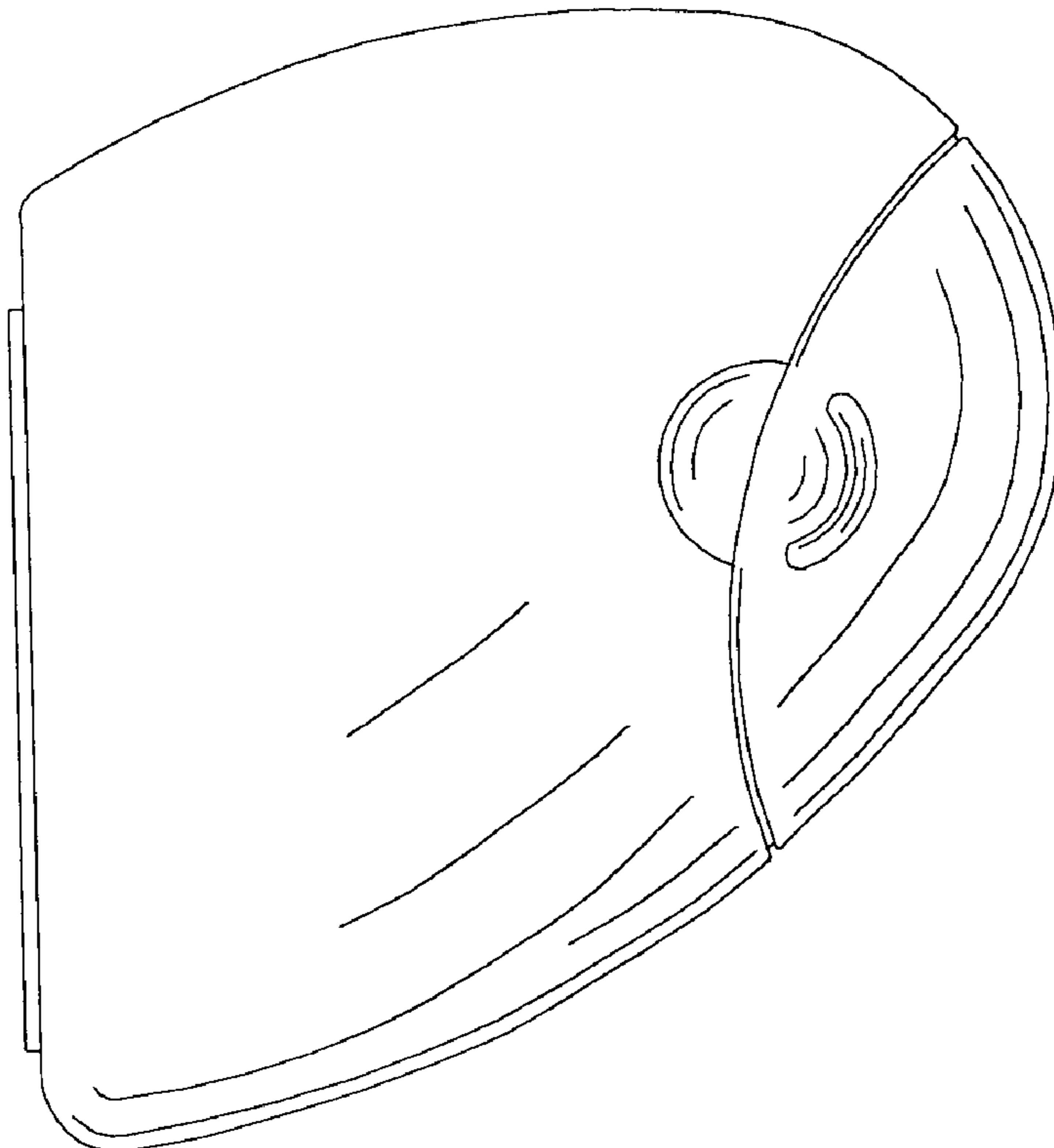
(57) **CLAIM**

The ornamental design for a cosmetic case, as shown and described.

DESCRIPTION

FIG. 1 is a top, side and front perspective view of a cosmetic case showing the new design;
FIG. 2 is a right side elevation view thereof;
FIG. 3 is a left side elevation view thereof;
FIG. 4 is a front side elevation view thereof;
FIG. 5 is a rear side elevation view thereof;
FIG. 6 is a top plan view thereof; and,
FIG. 7 is a bottom plan view thereof.

1 Claim, 2 Drawing Sheets



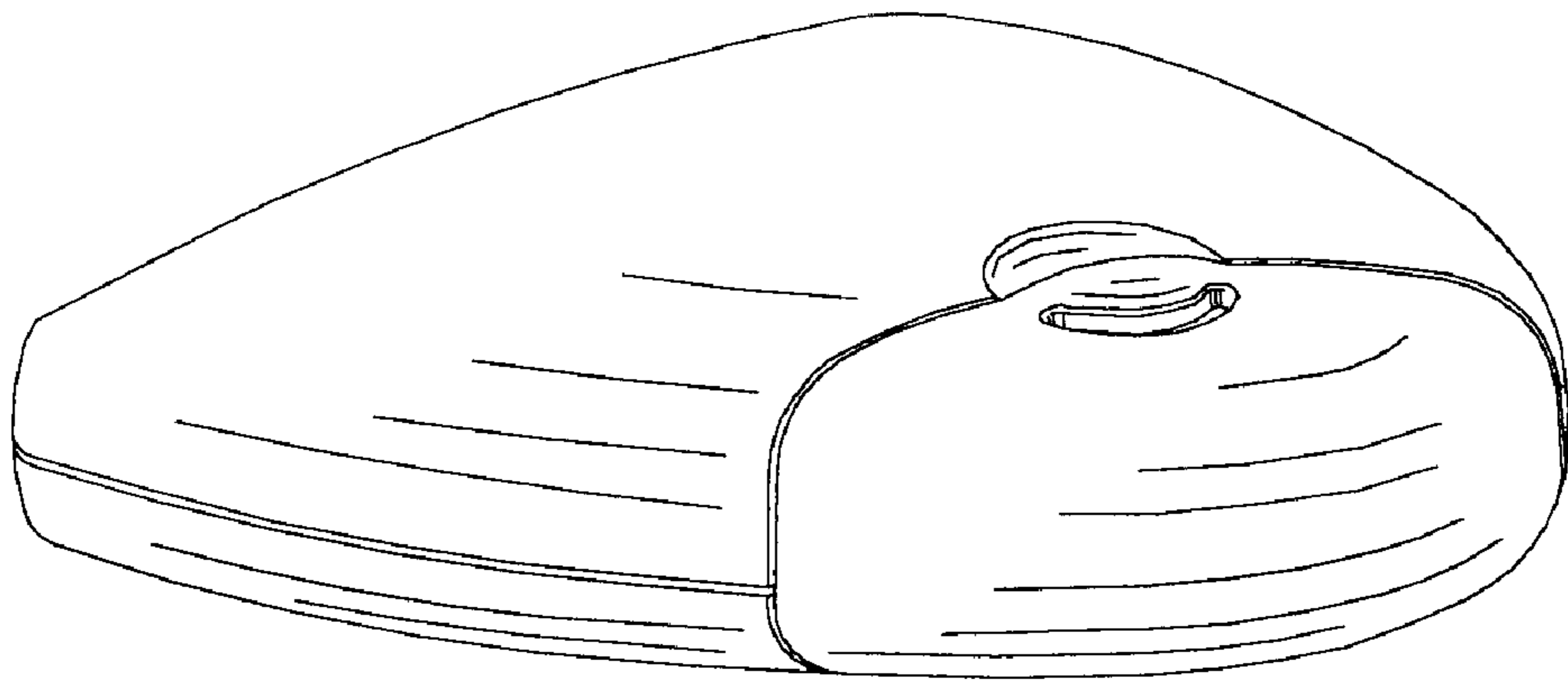


FIG. 1

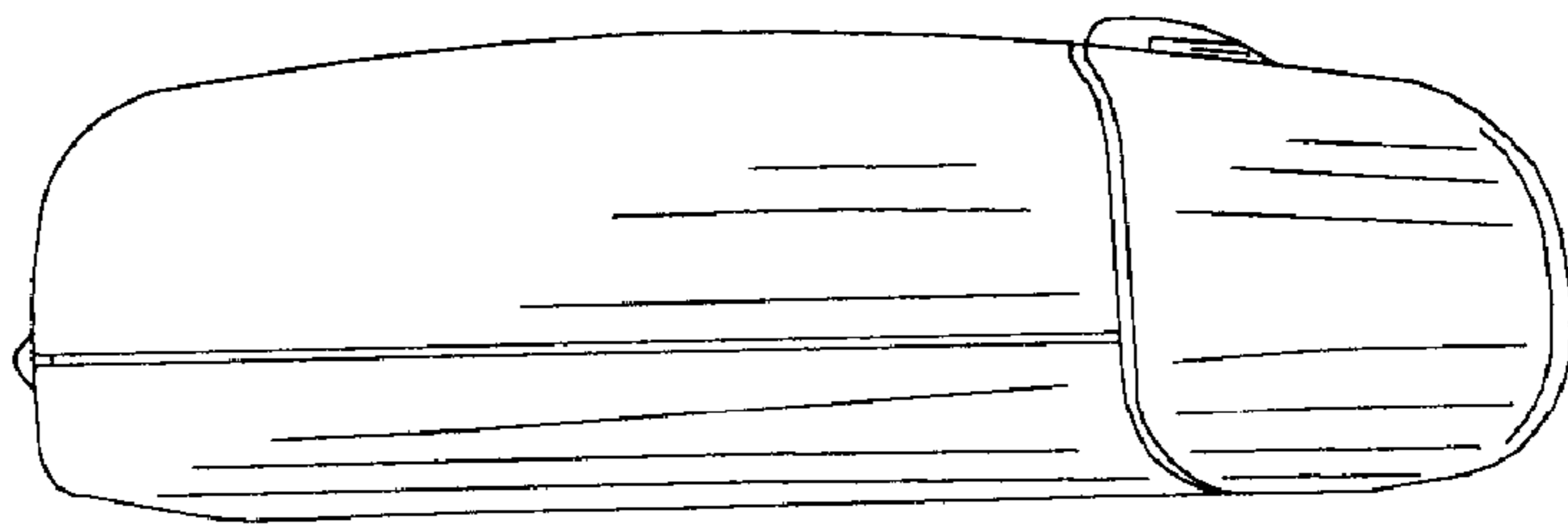


FIG. 2

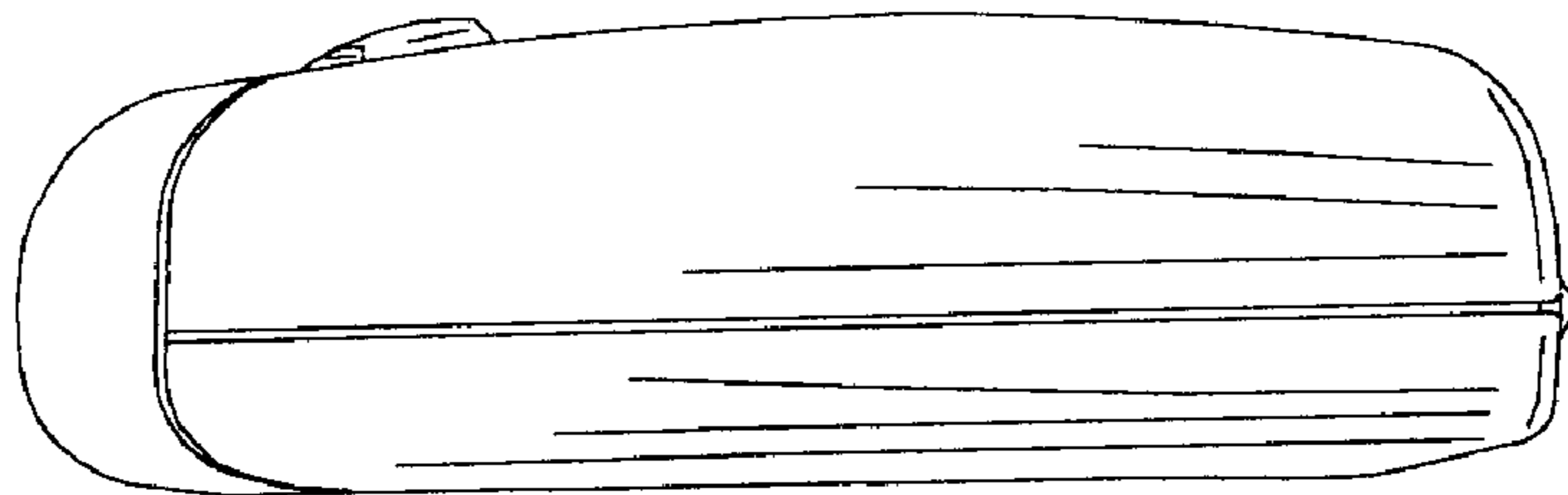


FIG. 3

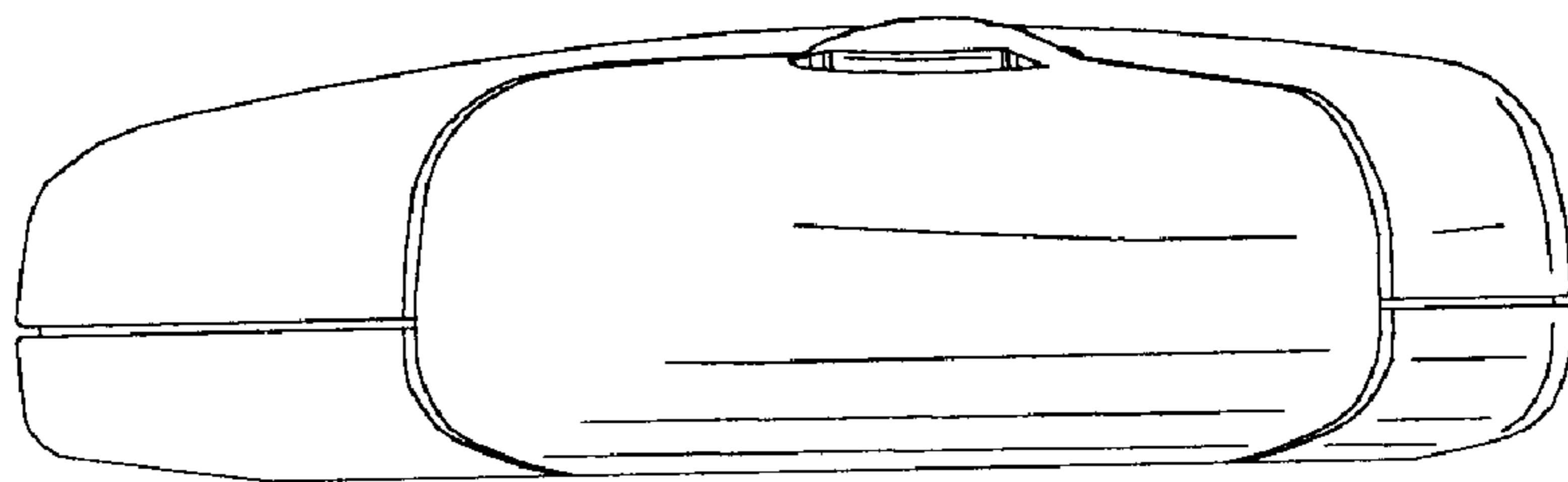


FIG. 4




FIG. 5

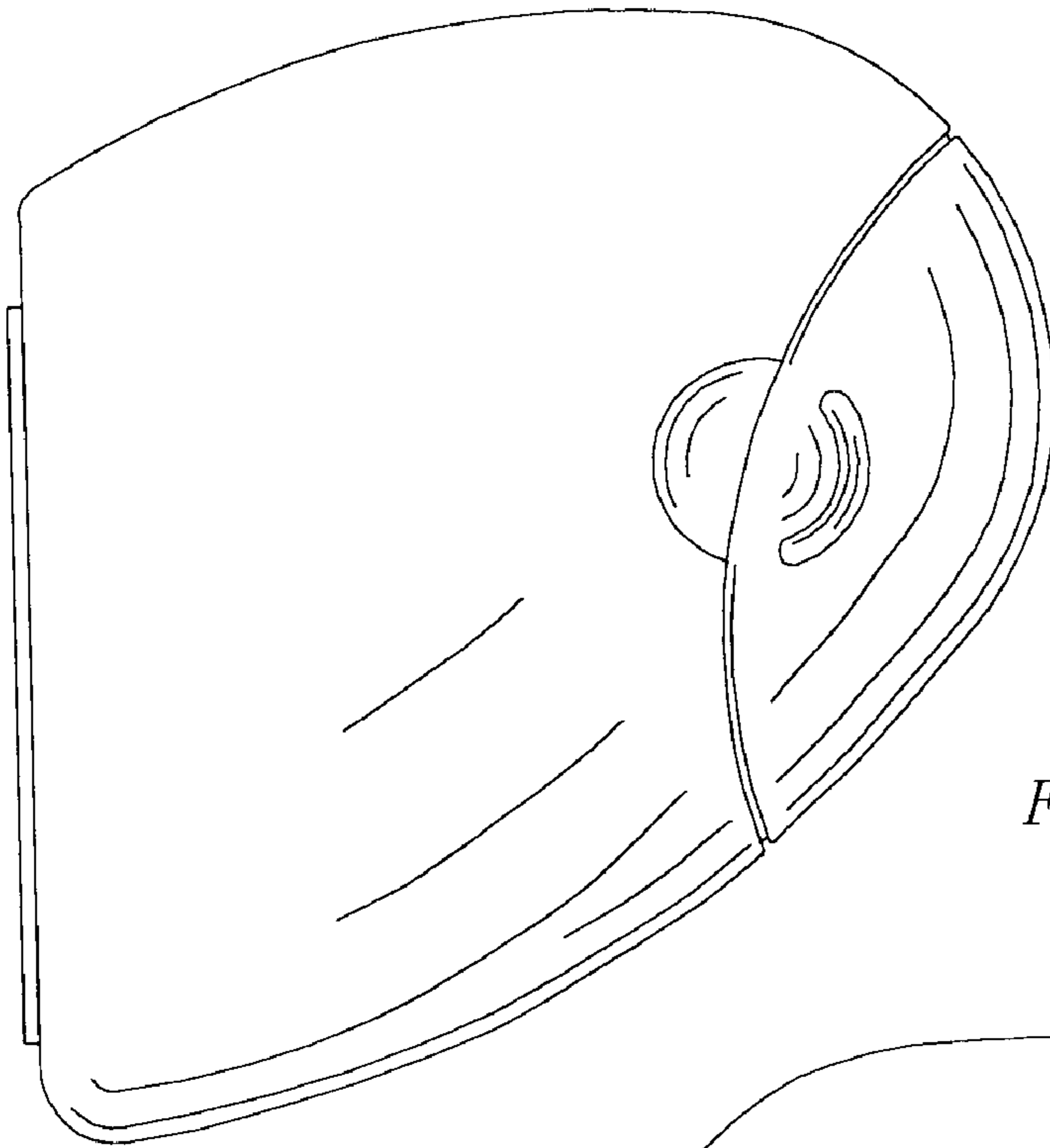


FIG. 6

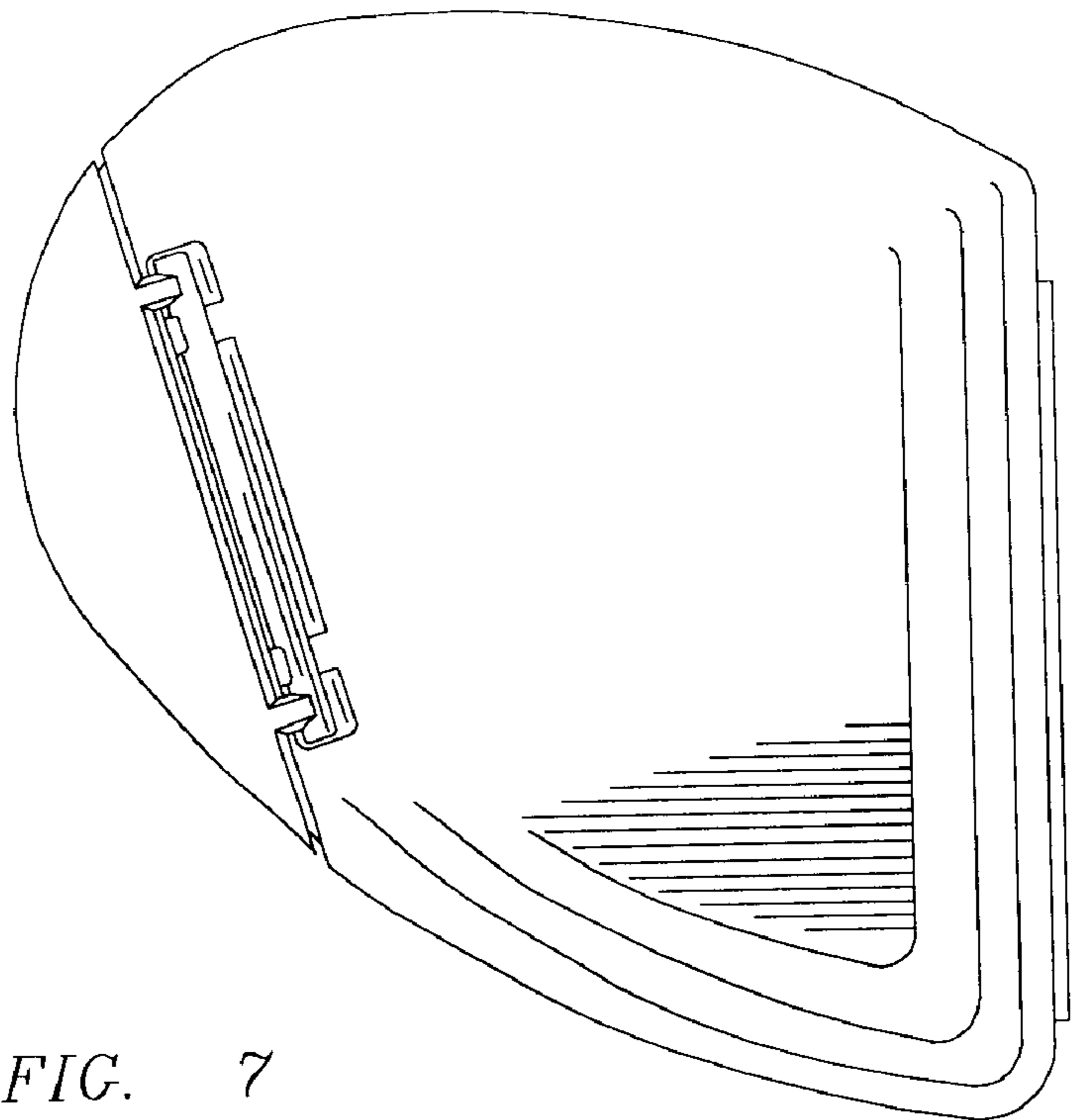


FIG. 7