



US00D445556S

(12) **United States Design Patent**
Brault

(10) **Patent No.:** **US D445,556 S**

(45) **Date of Patent:** **** Jul. 24, 2001**

(54) **CREMATION URN**

(76) Inventor: **Gaétan Brault**, 2506 Raudot Street,
Montreal, Quebec (CA), H4E 2P3

(**) Term: **14 Years**

(21) Appl. No.: **29/127,290**

(22) Filed: **Aug. 4, 2000**

Related U.S. Application Data

(62) Division of application No. 29/110,421, filed on Sep. 8,
1999.

(30) **Foreign Application Priority Data**

Mar. 9, 1999 (CA) 1999-0595

(51) **LOC (7) Cl.** **99-00**

(52) **U.S. Cl.** **D99/5**

(58) **Field of Search** D99/1, 5, 27, 28;
27/1, 2; D9/430; D11/131, 157; D26/104;
428/7, 28; 40/564

(56) **References Cited**

U.S. PATENT DOCUMENTS

D. 328,651 * 8/1992 Leonard D26/104

D. 329,301 * 9/1992 Leonard D11/131
D. 409,246 * 5/1999 Fereday et al. D11/131 X
D. 424,274 * 5/2000 Pentland D99/5
3,840,732 * 10/1974 Cohen 40/564
4,642,251 * 2/1987 Quinn 428/7

* cited by examiner

Primary Examiner—Paula A. Mortimer

(74) *Attorney, Agent, or Firm*—Michel Belanger

(57) **CLAIM**

The ornamental design for a cremation urn, as shown and described.

DESCRIPTION

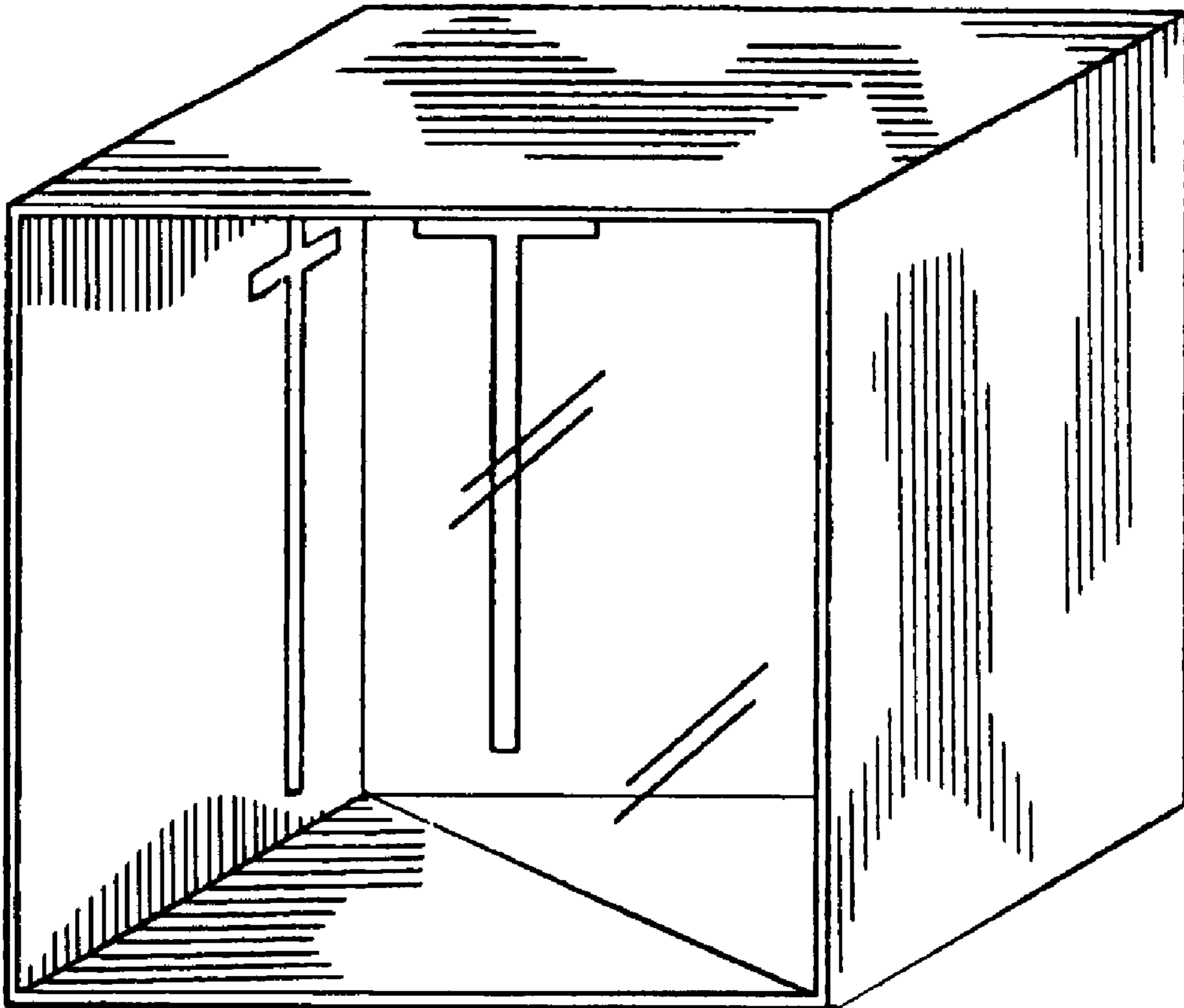
FIG. 1 is a perspective view of a cremation urn showing my new design;

FIG. 2 is a front elevational view of the cremation urn of FIG. 1;

FIG. 3 is a left side elevational view of the cremation urn of FIG. 1;

FIG. 4 is a top plan view of the cremation urn of FIG. 1; and,
FIG. 5 is a rear elevational view of the cremation urn of FIG. 1.

1 Claim, 1 Drawing Sheet



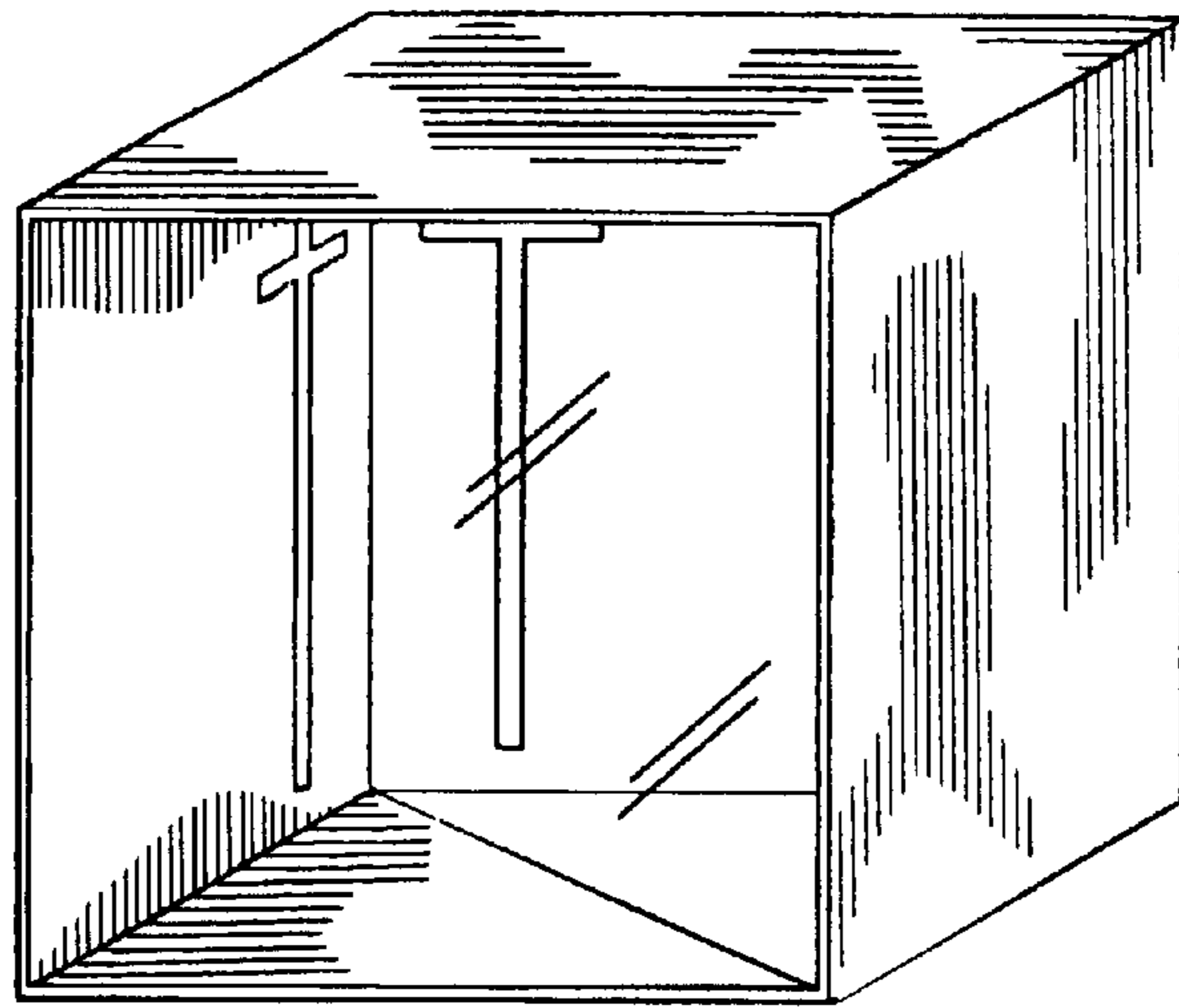


FIG 1




FIG 2

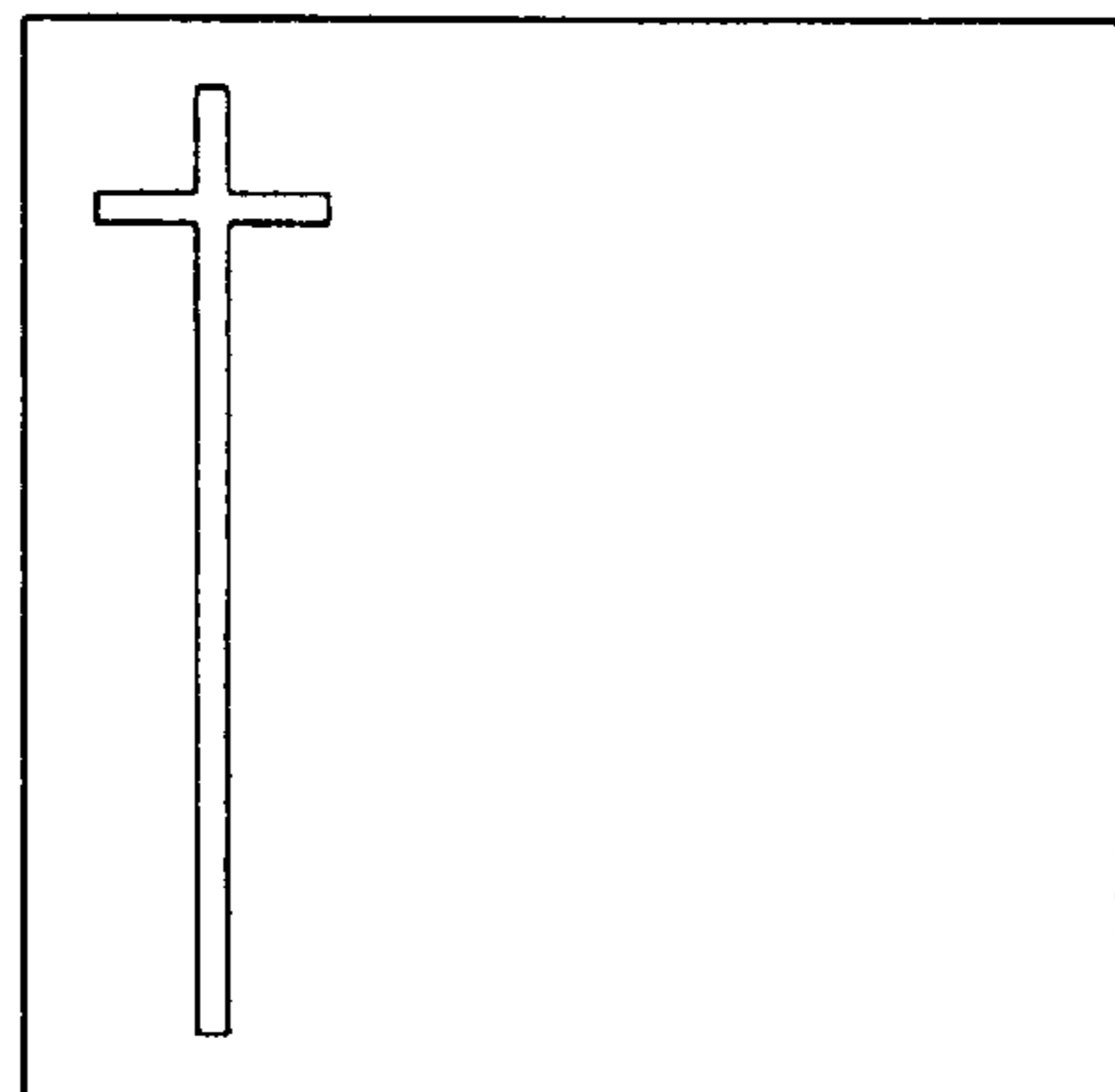


FIG 3




FIG 4




FIG 5