



US00D445543S

(12) **United States Design Patent**
A

(10) **Patent No.:** **US D445,543 S**

(45) **Date of Patent:** **** Jul. 24, 2001**

(54) **CRESCENT NAIL APPLIQUE**

FOREIGN PATENT DOCUMENTS

(76) Inventor: **Adolph Amen-Ra A**, 2 Breeze Ave.
#202, Venice, CA (US) 90271

1067070 * 6/1954 (FR) .
1310161 * 10/1962 (FR) 132/73

(**) Term: **14 Years**

* cited by examiner

(21) Appl. No.: **29/123,675**

Primary Examiner—Philip S. Hyder

(22) Filed: **May 22, 2000**

Assistant Examiner—C Tuttle

(51) **LOC (7) Cl.** **28-03**

(74) *Attorney, Agent, or Firm*—Cislo & Thomas LLP

(52) **U.S. Cl.** **D28/56; D28/4; D11/75**

(58) **Field of Search** D28/4, 56, 9, 99;
D11/1, 2, 3, 27, 34, 40, 44, 54, 75, 81,
83, 86, 91; 132/73, 73.5, 75; 63/1.11, 1.16,
1.17, 1.18, 12, 14.1, 14.9, 28.38, 42; 428/15

(57) **CLAIM**

The ornamental design for a crescent nail applique, as shown and described herein.

(56) **References Cited**

DESCRIPTION

U.S. PATENT DOCUMENTS

D. 129,189	*	8/1941	Philippe	D11/75
D. 145,258	*	7/1946	Philippe	D11/75
D. 166,352	*	4/1952	Philippe	D11/75
330,230	*	11/1885	Hafner	63/28
755,654	*	3/1904	Guild	63/28
1,238,046	*	1/1917	Nuss	63/43
2,013,290	*	9/1935	Rohrbach	63/42
4,924,889	*	5/1990	Schaeffer et al.	132/73

FIG. 1. Is a top perspective view of my new crescent nail applique, the phantom lines showing the finger being for illustrative purposes only and forming no part of the claimed design;

FIG. 2. Is a top plan view thereof;

FIG. 3. Is a bottom plan view thereof;

FIG. 4. Is a right side elevational view thereof;

FIG. 5. Is a left side elevational view thereof;

FIG. 6. Is a front elevational view thereof; and,

FIG. 7. Is a back elevational view thereof.

1 Claim, 2 Drawing Sheets

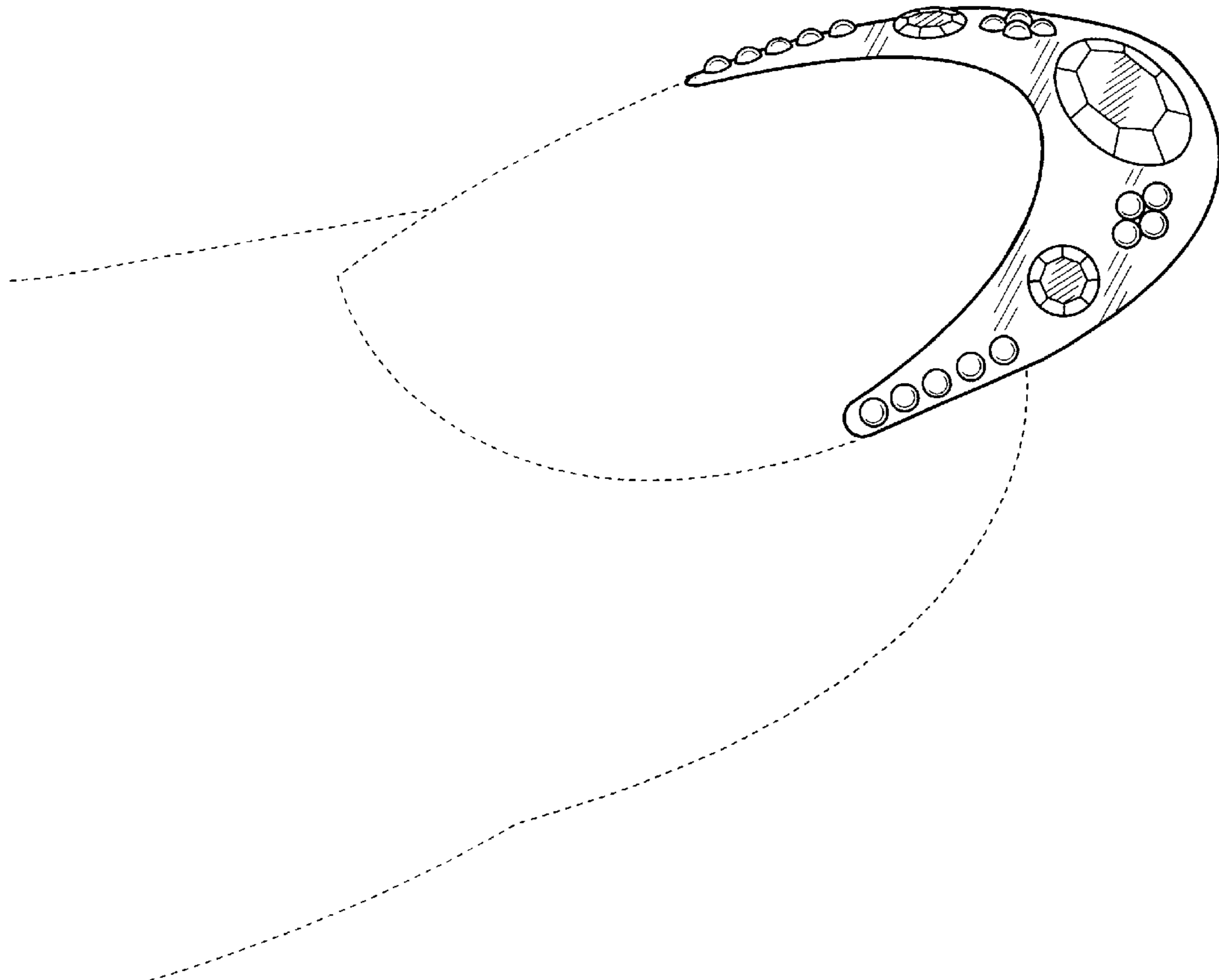


FIG. 1

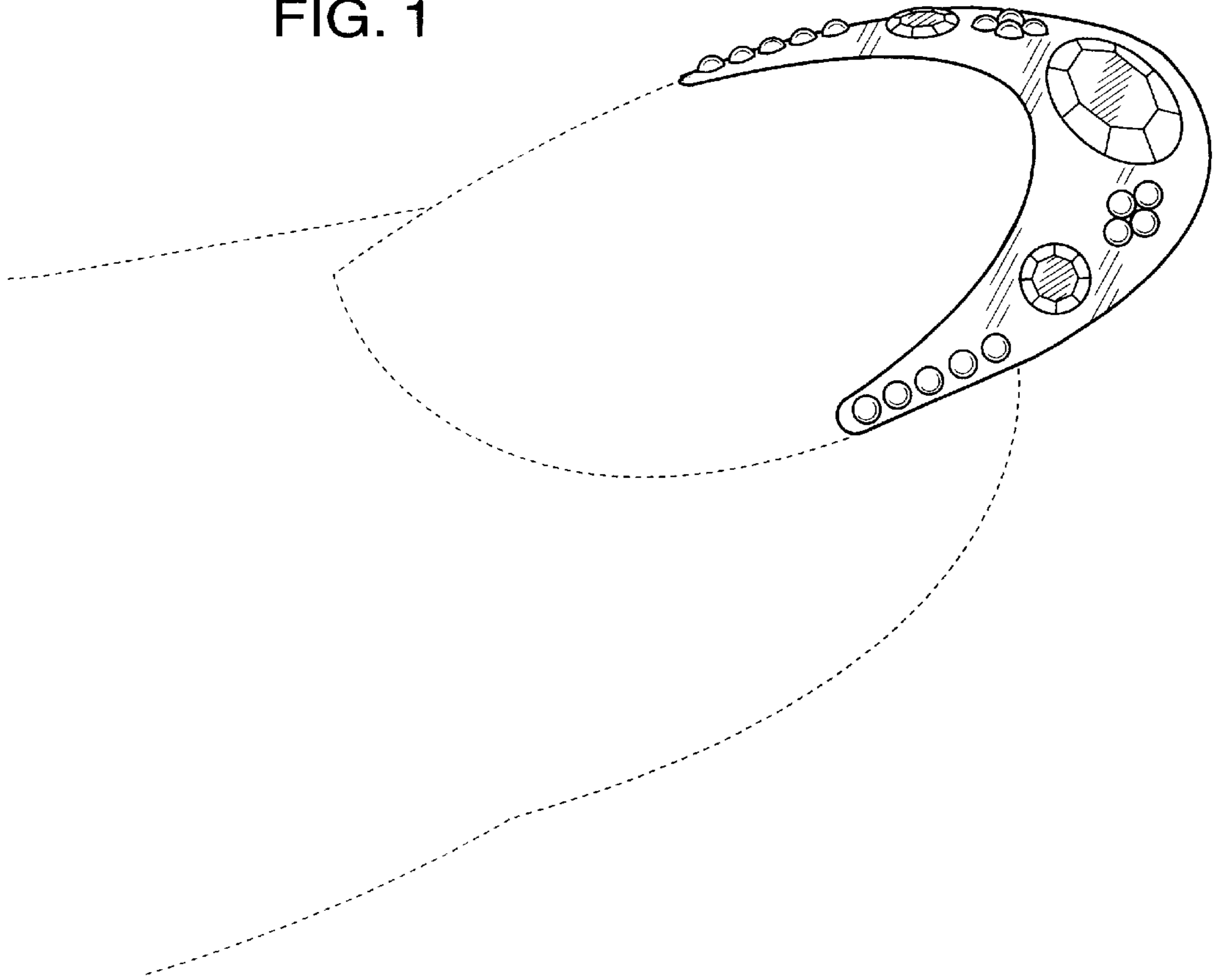
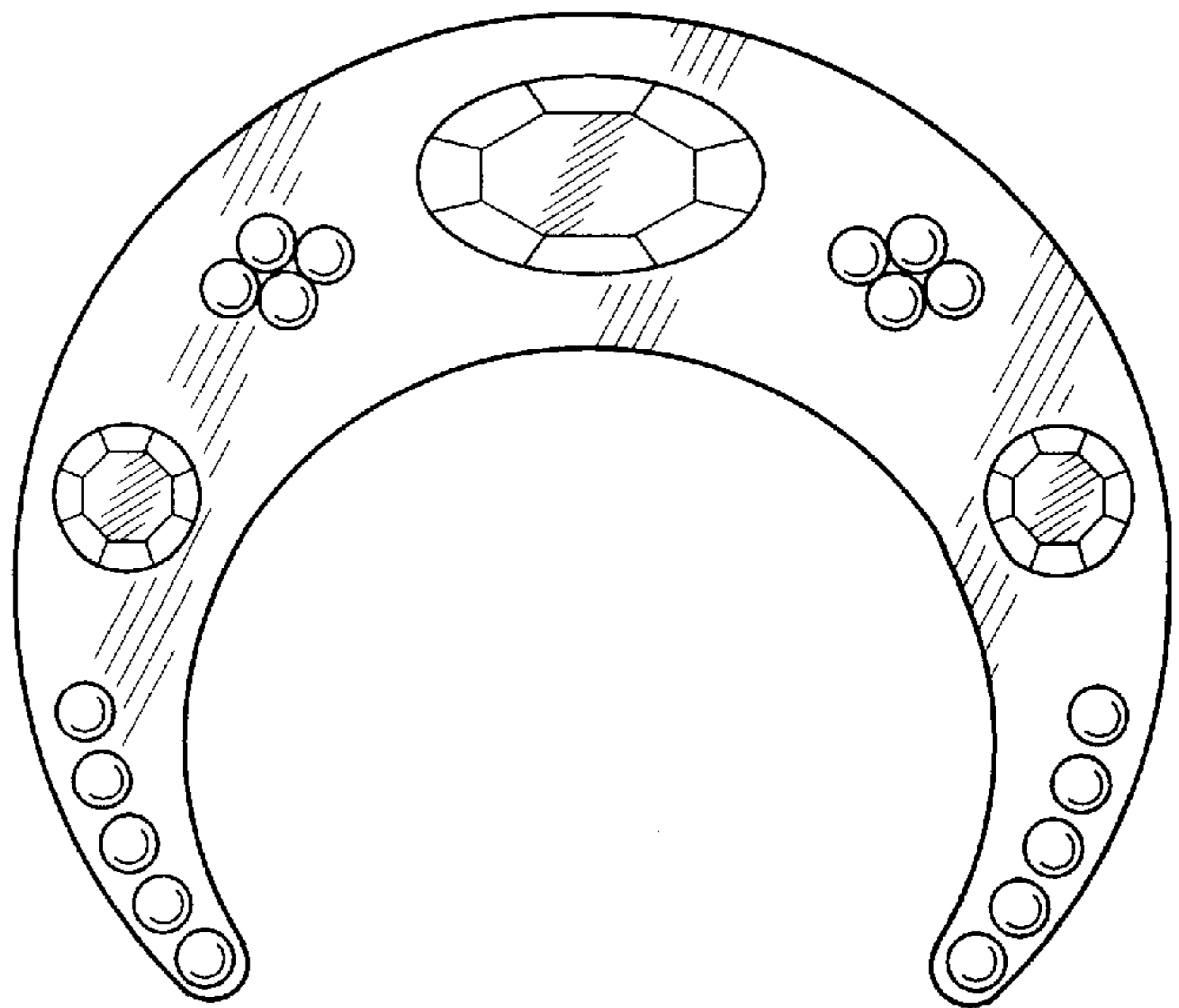


FIG. 2



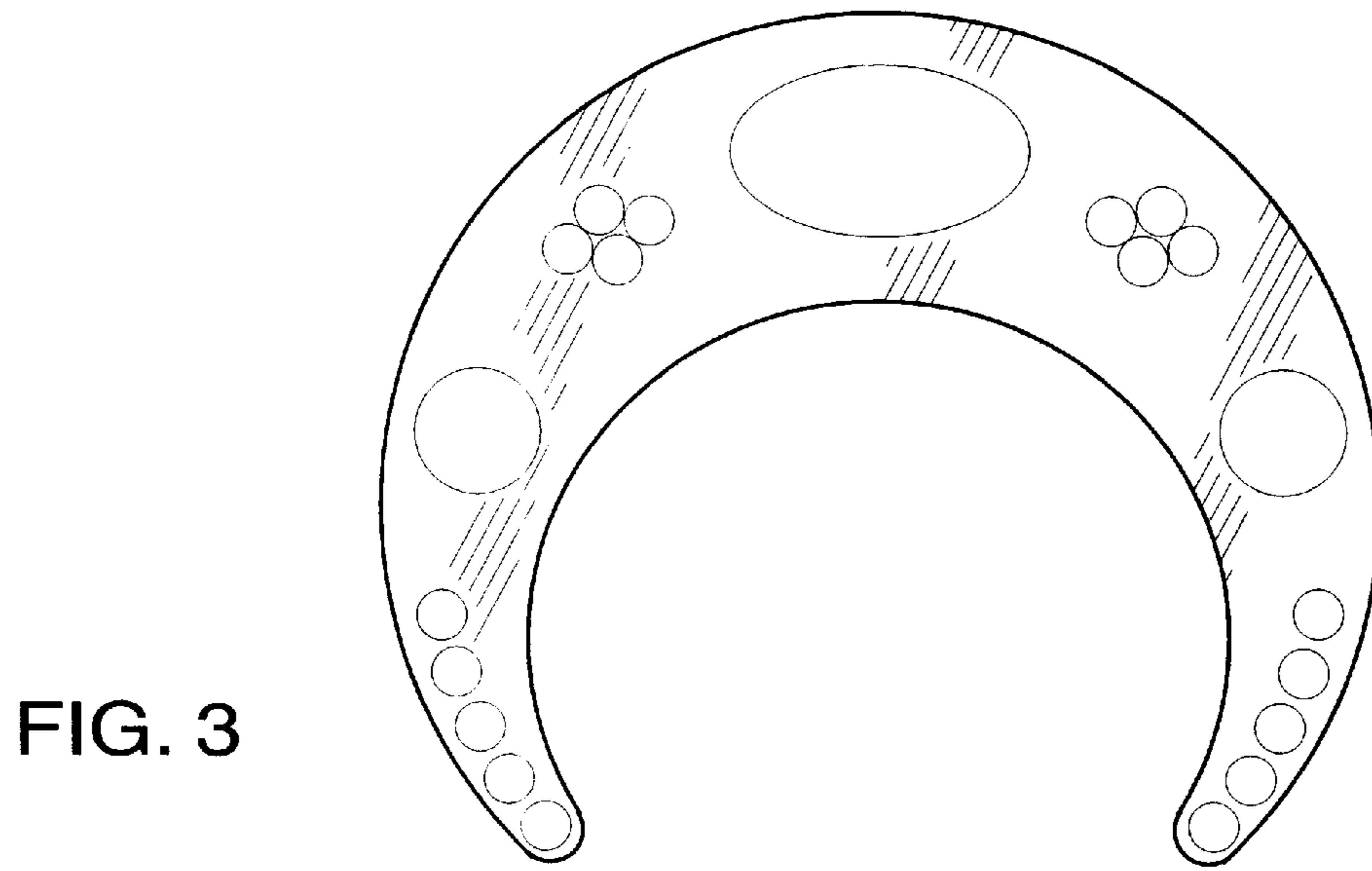


FIG. 3



FIG. 4



FIG. 5




FIG. 6




FIG. 7