



US00D445537S

(12) **United States Design Patent**  
**Aquaro**

(10) **Patent No.:** **US D445,537 S**

(45) **Date of Patent:** **\*\* Jul. 24, 2001**

(54) **LIGHTER**

(76) **Inventor:** **Gwendolyn M Aquaro**, 491 Main St.  
#2, Woburn, MA (US) 01801

(\*\*) **Term:** **14 Years**

(21) **Appl. No.:** **29/135,456**

(22) **Filed:** **Jan. 12, 2001**

(51) **LOC (7) Cl.** ..... **27-05**

(52) **U.S. Cl.** ..... **D27/147**

(58) **Field of Search** ..... D27/141, 142,  
D27/143, 152, 154, 147; 431/129, 130,  
132, 142-144, 151, 254-256, 267, 273,  
274, 277

(56) **References Cited**

**U.S. PATENT DOCUMENTS**

D. 269,554	*	6/1983	Yanai	.....	D27/147
D. 364,245		11/1995	Anderson	.	
D. 365,889	*	1/1996	Kim	.....	D27/147
4,044,245		8/1977	Mabuchi	.	
4,429,212		1/1984	Mock et al.	.	

5,235,157	8/1993	Blackburn	.
5,274,214	12/1993	Blackburn	.
5,285,050	2/1994	Blackburn	.
5,354,968	10/1994	Yamamura	.

\* cited by examiner

*Primary Examiner*—Susan J. Lucas  
*Assistant Examiner*—Jennifer Rivard


(57) **CLAIM**

The ornamental design for a lighter, as shown and described.

**DESCRIPTION**

FIG. 1 is a front elevational view of the lighter of the present invention;  
FIG. 2 is a rear elevational view of the lighter of FIG. 1;  
FIG. 3 is a right side elevational view of the lighter of FIG. 1;  
FIG. 4 is a left side elevational view of the lighter of FIG. 1;  
FIG. 5 is a top plan view of the lighter of FIG. 1; and,  
FIG. 6 is a bottom plan view of the lighter of FIG. 1.

**1 Claim, 3 Drawing Sheets**



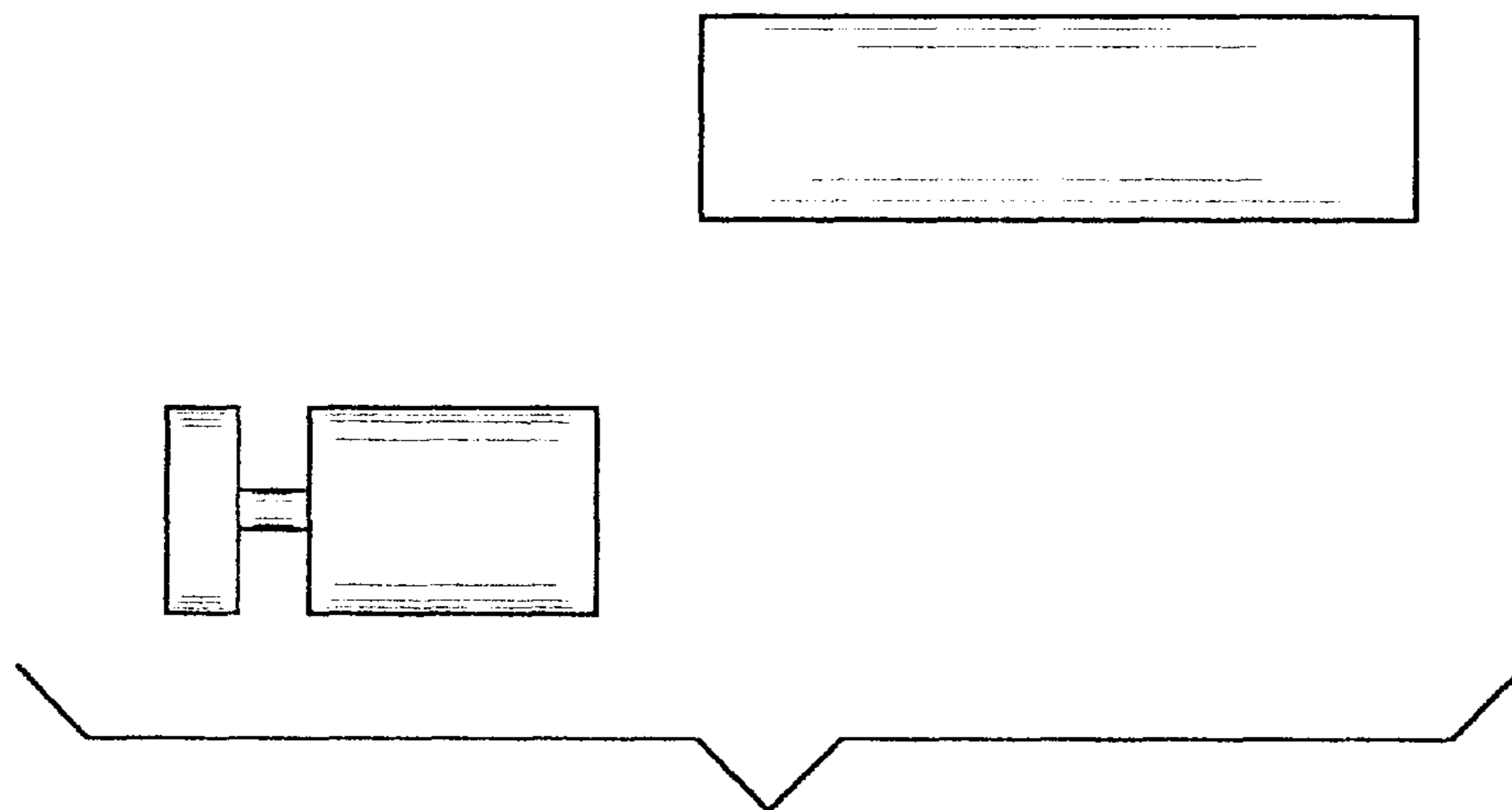


FIG. 1




FIG. 2

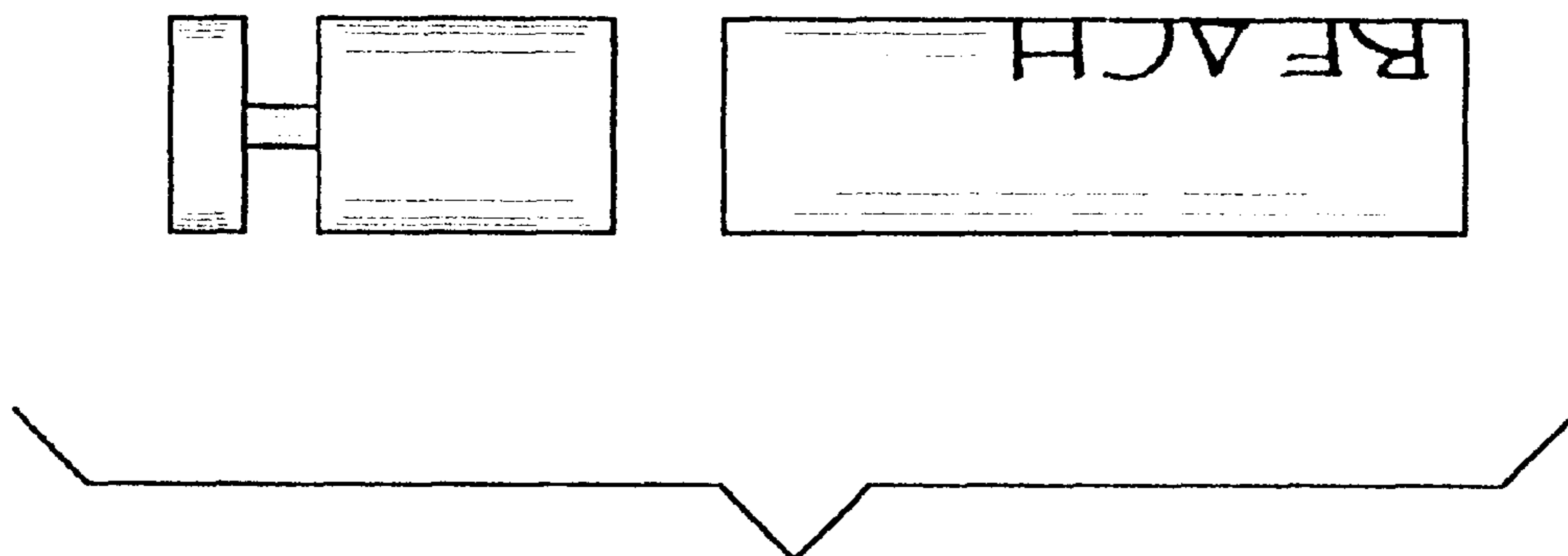


FIG. 3

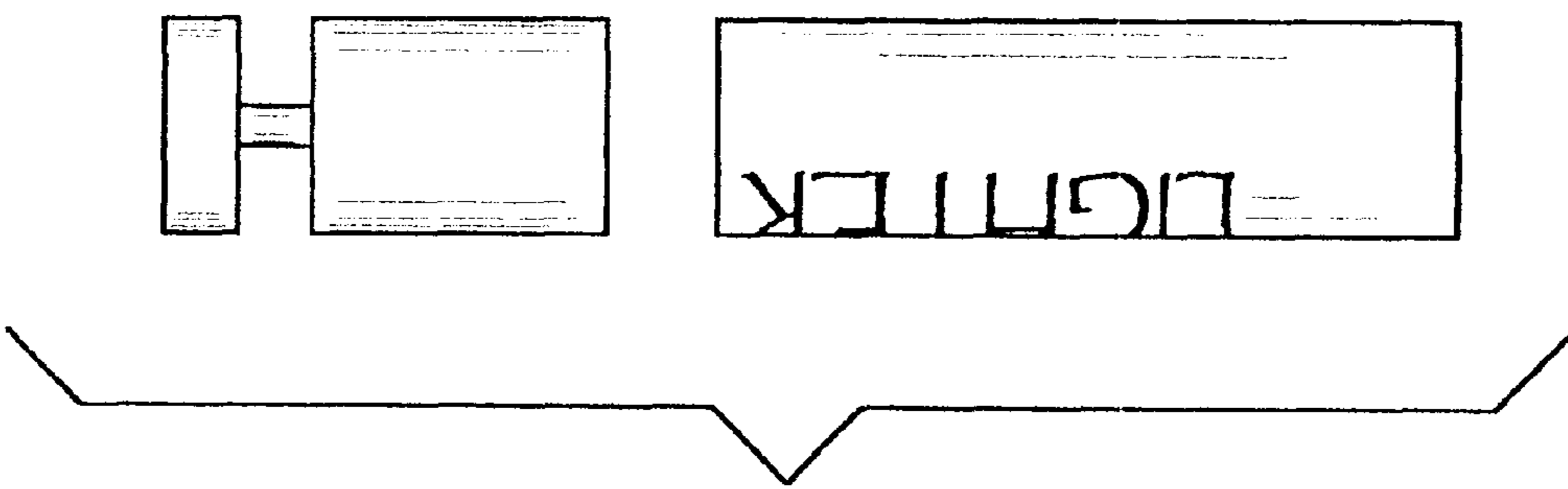


FIG. 4




FIG. 5

FIG. 6