



US00D445493S

(12) **United States Design Patent**
Nyström

(10) **Patent No.:** **US D445,493 S**

(45) **Date of Patent:** **** Jul. 24, 2001**

(54) **SUPPLY-AIR DEVICE**

(75) Inventor: **Bernt Nyström**, Stockholm (SE)

(73) Assignee: **Air Innovation Sweden AB** (SE)

(**) Term: **14 Years**

(21) Appl. No.: **29/133,711**

(22) Filed: **Dec. 5, 2000**

(51) **LOC (7) Cl.** **23-04**

(52) **U.S. Cl.** **D23/355**

(58) **Field of Search** D23/355, 370,
D23/387, 388, 390; 454/306

(56) **References Cited**

U.S. PATENT DOCUMENTS

D. 399,939 * 10/1998 Nystrom D23/355

D. 402,743 * 12/1998 Nystorm D23/355

* cited by examiner

Primary Examiner—Lisa Lichtenstein

(74) *Attorney, Agent, or Firm*—Ostrolenk, Faber, Gerb & Soffen, LLP

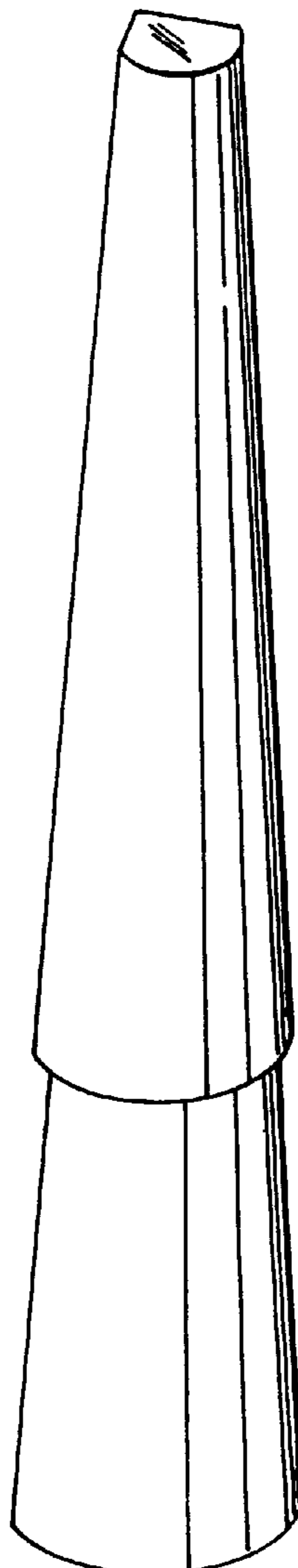
(57) **CLAIM**

The ornamental design for a supply-air device, as shown and described.

DESCRIPTION

FIG. 1 is a top perspective view of the supply-air device; FIG. 2 is a side view of the supply-air device the opposite side being a mirror image of that shown; FIG. 3 is a front view of the supply-air device; FIG. 4 is a back view of the supply-air device; FIG. 5 is a top view of the supply-air device; and, FIG. 6 is a bottom view of the supply-air device.

1 Claim, 1 Drawing Sheet



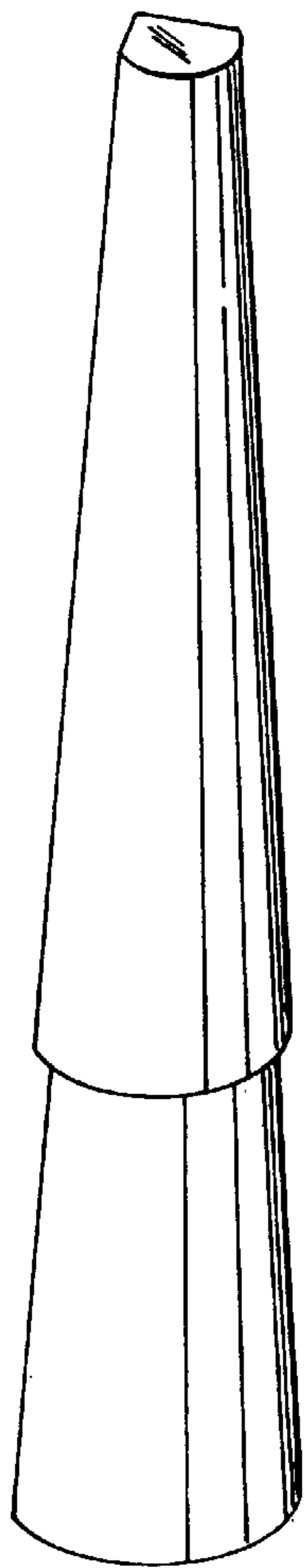


Fig. 1




Fig. 2

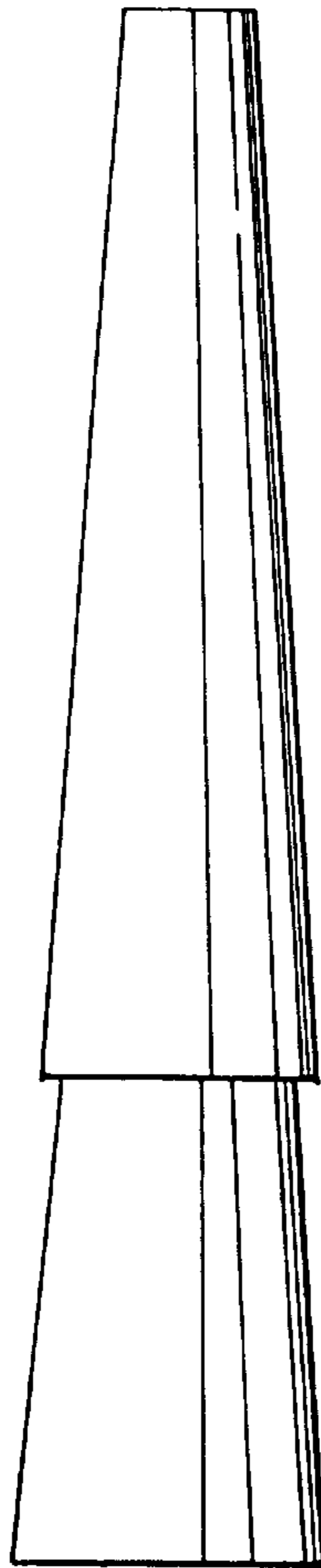


Fig. 3

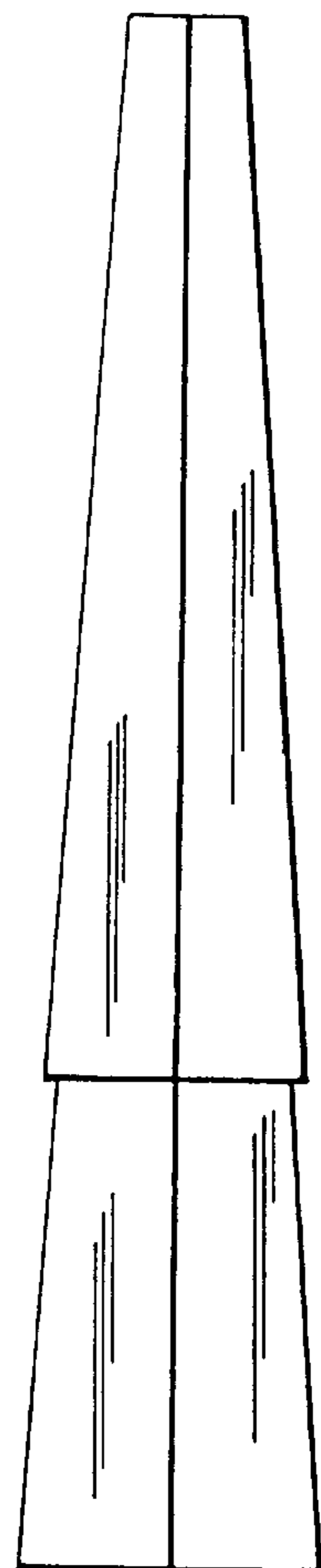


Fig. 4

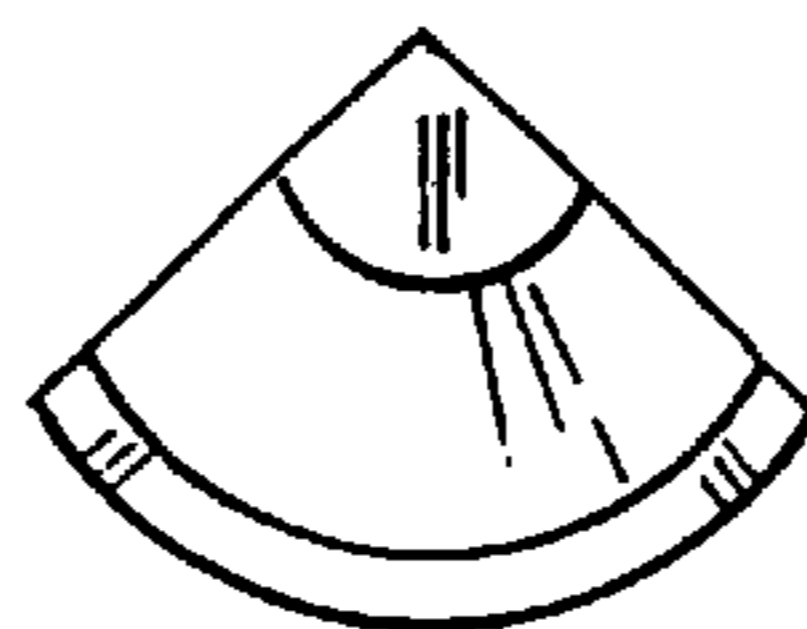


Fig. 5

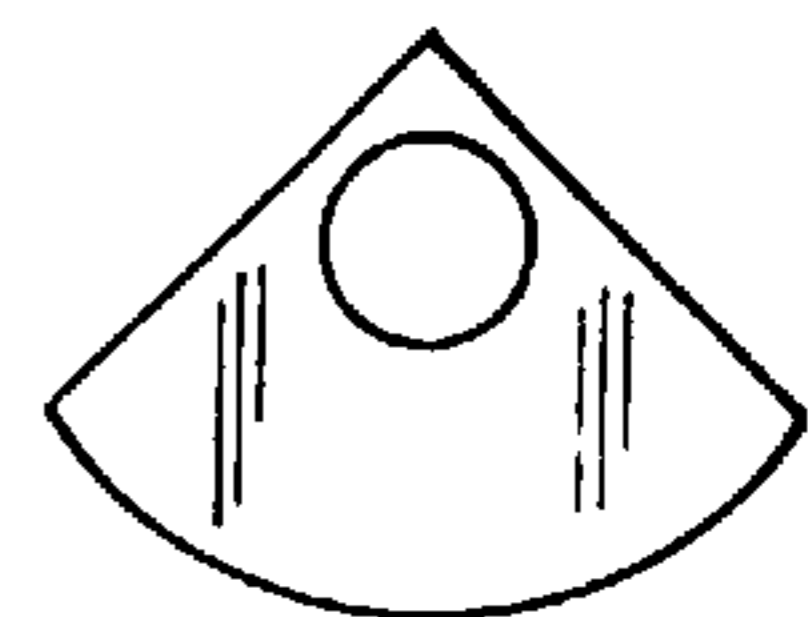


Fig. 6