



US00D445492S

(12) **United States Design Patent**
Dougan et al.

(10) **Patent No.:** **US D445,492 S**

(45) **Date of Patent:** **** Jul. 24, 2001**

(54) **COMBINED TOILET COVER AND STORAGE DEVICE**

4,368,551 1/1983 Cummings .
5,253,375 10/1993 Prosper .

(76) Inventors: **Ermine Dougan; Ann Marie Mallory,**
both of 110-41 195th St., St. Alban, NY
(US) 11412

* cited by examiner

Primary Examiner—Louis S. Zarfaz
Assistant Examiner—Robert A. Delehanty

(**) Term: **14 Years**

(57) **CLAIM**

(21) Appl. No.: **29/126,524**

The ornamental design for a combined toilet cover and storage device, as shown and described.

(22) Filed: **Jul. 14, 2000**

DESCRIPTION

(51) **LOC (7) Cl.** **23-02**

(52) **U.S. Cl.** **D23/313**

(58) **Field of Search** D23/295, 296,
D23/297, 311, 312, 313; 4/245.1, 245.3,
245.4, 300, 248

FIG. 1 is a top, front, right side perspective view of the combined toilet cover and storage device of the present invention;

FIG. 2 is a front elevational view of the combined toilet cover and storage device of FIG. 1;

FIG. 3 is a rear elevational view of the combined toilet cover and storage device of FIG. 1;

FIG. 4 is a left side elevational view of the combined toilet cover and storage device of FIG. 1, the right view being a mirror image thereof;

FIG. 5 is a top plan view of the combined toilet cover and storage device of FIG. 1; and,

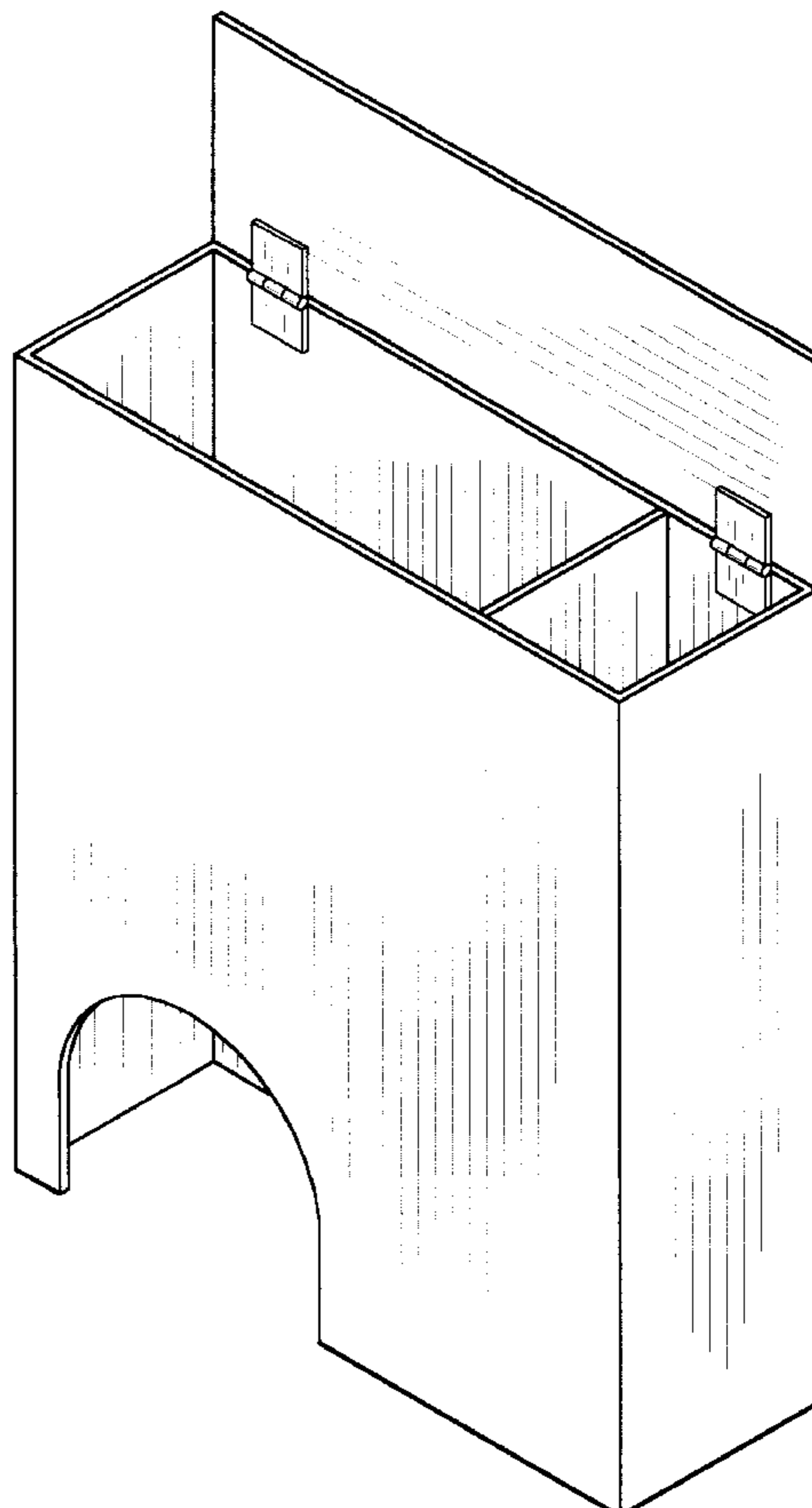
FIG. 6 is a bottom plan view of the combined toilet cover and storage device of FIG. 1.

(56) **References Cited**

U.S. PATENT DOCUMENTS

D. 29,845	*	12/1898	Buick	D23/313
D. 32,593	*	4/1900	Buick	D23/313
D. 32,626	*	5/1900	Buick	D23/313
D. 253,959		1/1980	Brookes	.	
D. 320,070	*	9/1991	Witzig	D23/313
D. 322,192	*	12/1991	Alvey	D23/313 X
2,658,201		11/1953	Sherwood	.	
2,749,968		6/1956	Suser	.	
3,566,414		3/1971	Basner	.	

1 Claim, 3 Drawing Sheets



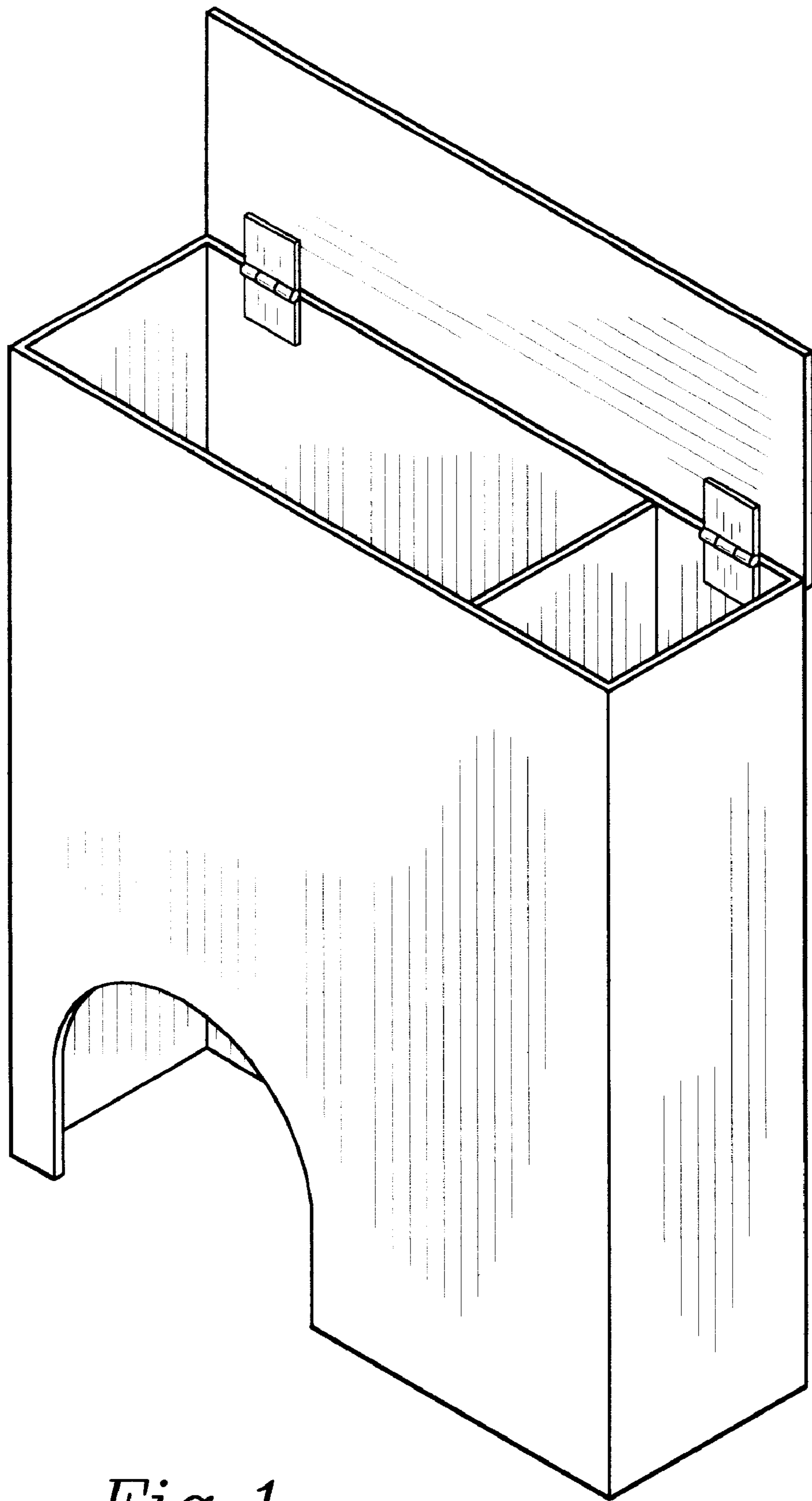


Fig. 1

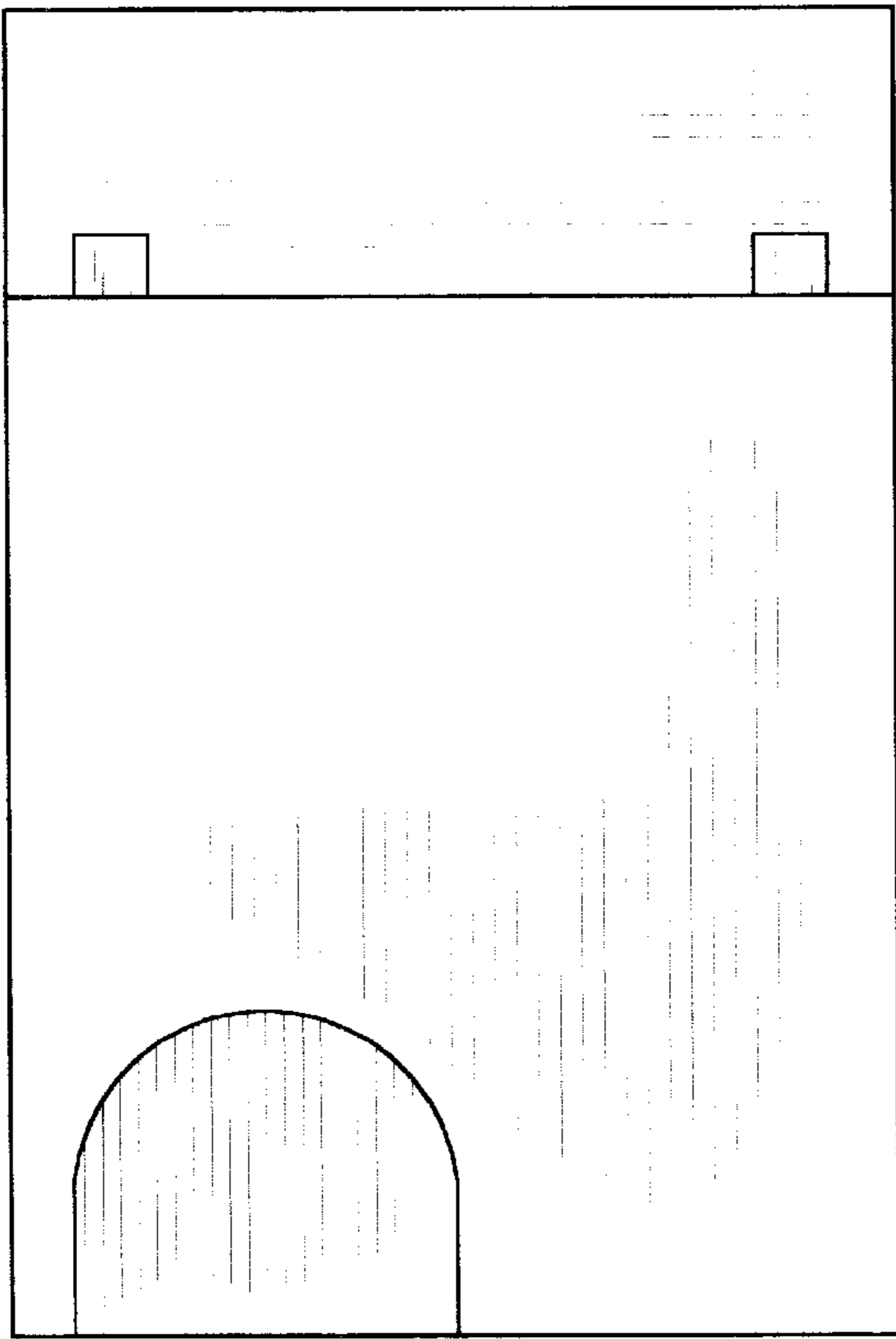


Fig. 2




Fig. 3




Fig. 4




Fig. 5




Fig. 6