



US00D445481S

(12) **United States Design Patent** (10) **Patent No.:** **US D445,481 S**  
**Thomas** (45) **Date of Patent:** **\*\* Jul. 24, 2001**

(54) **SPRINKLER BASE**

OTHER PUBLICATIONS

(75) Inventor: **Joyce Thomas**, Lexington, IL (US)

Water Whiz catalog; item 2475 Turret Sprinkler; p. 4,1994.\*

\* cited by examiner

(73) Assignee: **L. R. Nelson Corporation**, Peoria, IL (US)

*Primary Examiner*—Robin V. Taylor

(74) *Attorney, Agent, or Firm*—Mayer, Brown & Platt

(\*\*) Term: **14 Years**

(57) **CLAIM**

(21) Appl. No.: **29/127,824**

The ornamental design for a sprinkler base, as shown and described.

(22) Filed: **Aug. 11, 2000**

**DESCRIPTION**

(51) **LOC (7) Cl.** ..... **23-01**

FIG. 1 is a perspective view of a sprinkler base showing my new design;

(52) **U.S. Cl.** ..... **D23/221**

FIG. 2 is a top plan view thereof;

(58) **Field of Search** ..... D23/214, 221;  
239/273, 276

FIG. 3 is a front elevational view showing my new design; and,

FIG. 4 is a left side elevational view thereof.

(56) **References Cited**

The bottom view is unornamented and forms no part of the claimed design. The left side view is a mirror image of the right side view.

**U.S. PATENT DOCUMENTS**

- D. 261,414 \* 10/1981 Hayes ..... D23/221
- D. 295,213 \* 4/1988 Hattori ..... D23/221
- D. 404,463 \* 1/1999 Antetl et al. .... D23/221

**1 Claim, 2 Drawing Sheets**

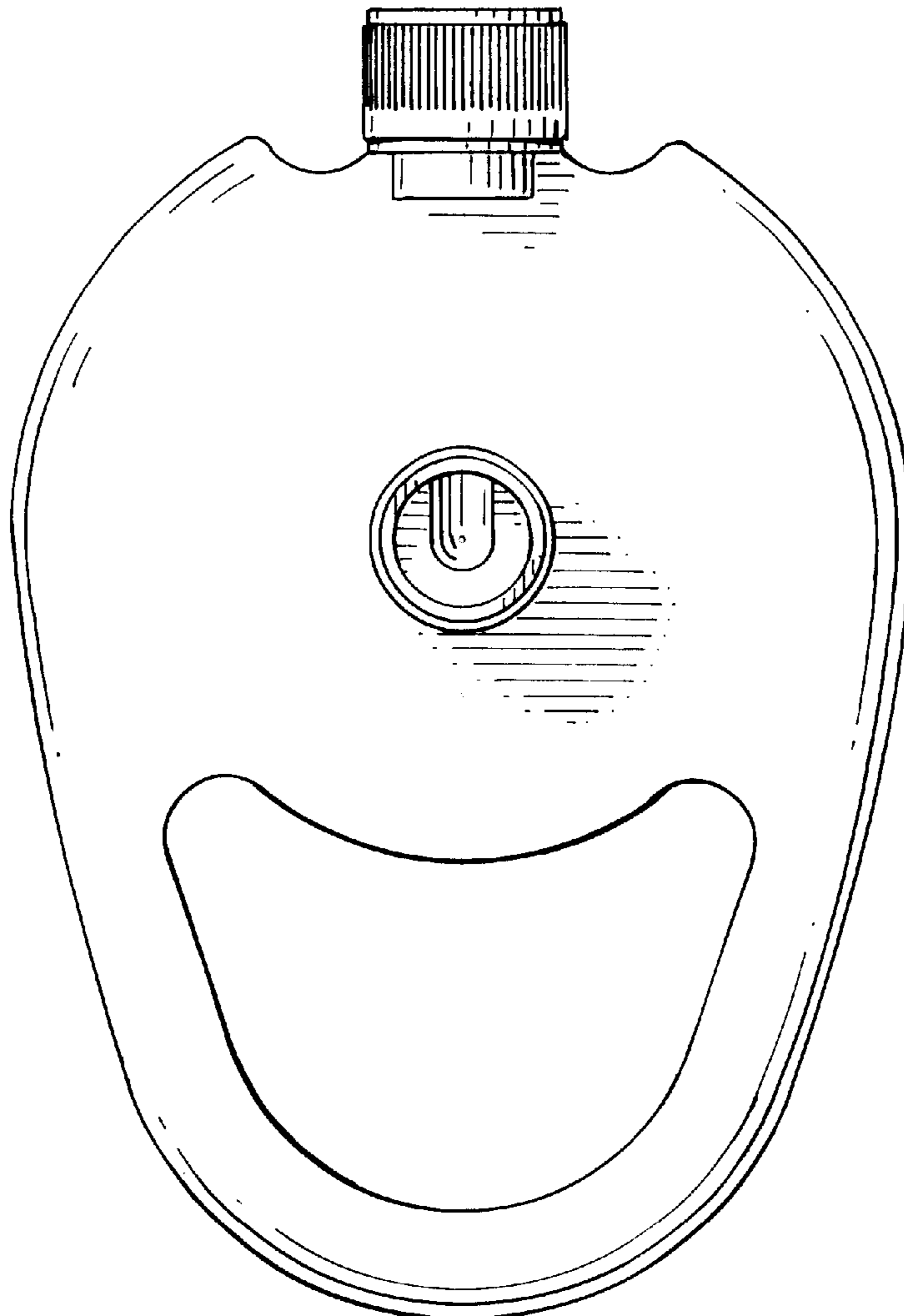


FIG. 1

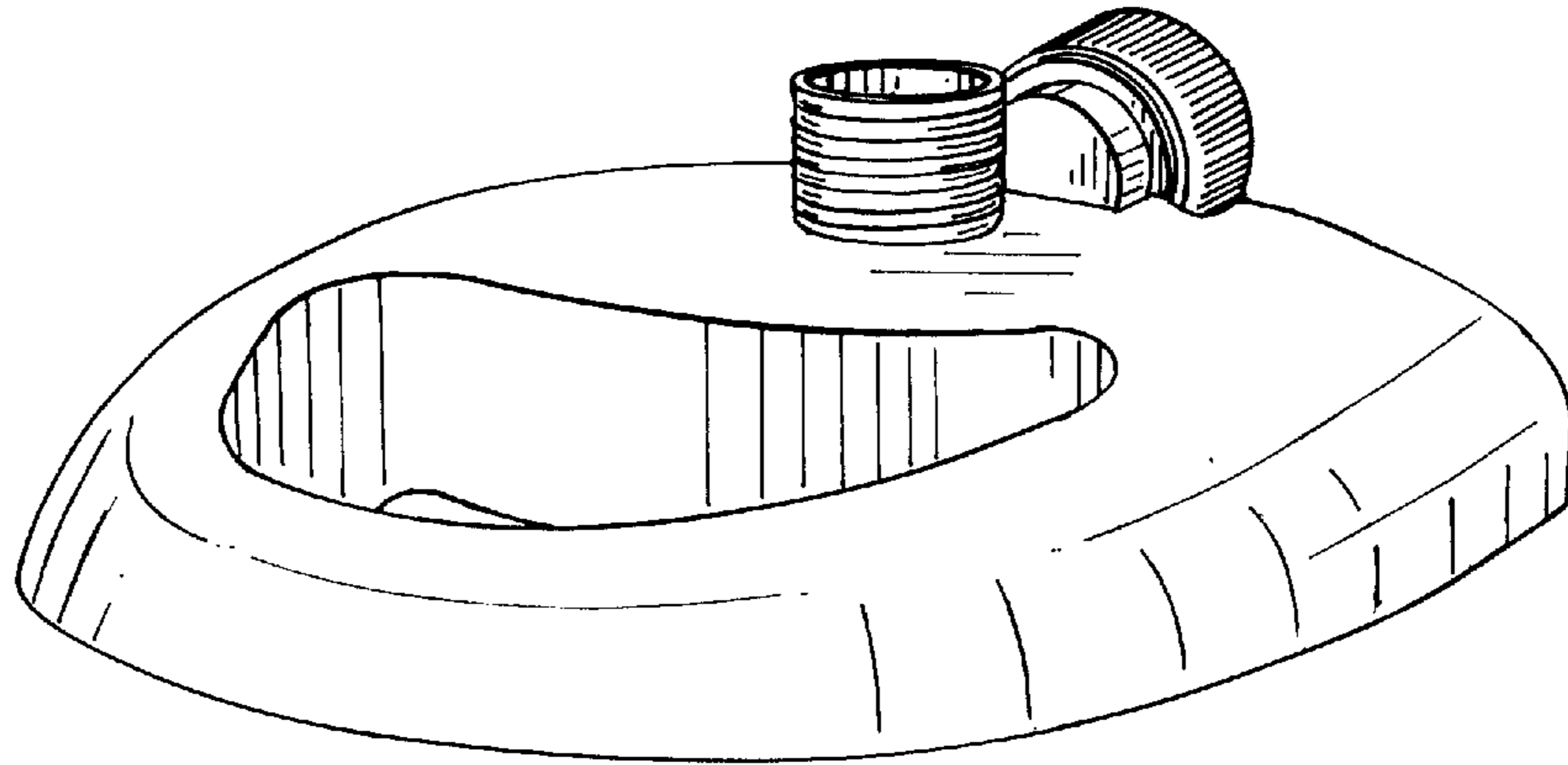


FIG. 2

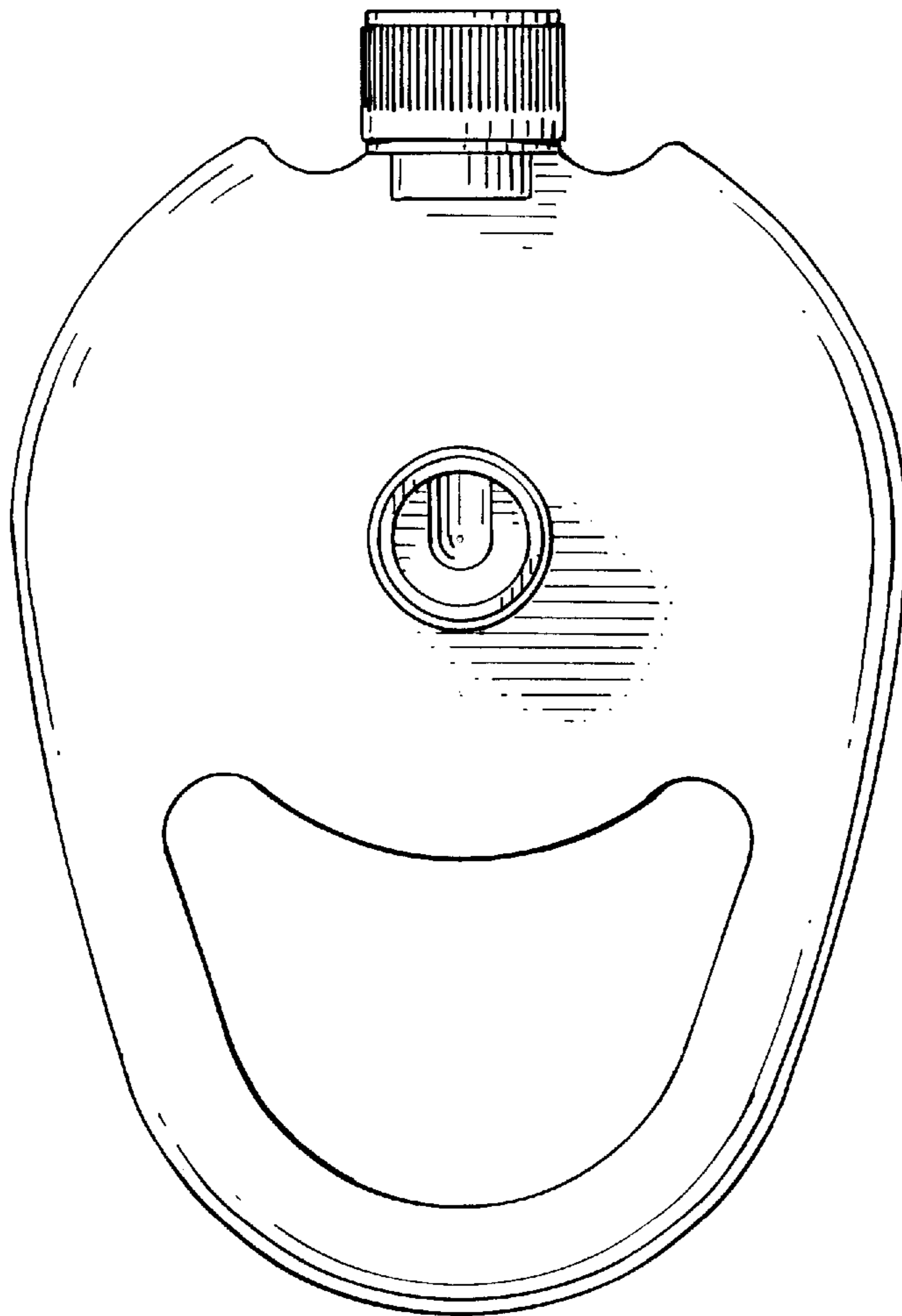


FIG. 3




FIG. 4

