



US00D445454S

(12) **United States Design Patent**
Martens et al.

(10) **Patent No.:** **US D445,454 S**

(45) **Date of Patent:** **** Jul. 24, 2001**

(54) **WRITING INSTRUMENT**

(75) Inventors: **Manfred Martens; Dietmar Podszuweit**, both of Hamburg (DE)

(73) Assignee: **Montblanc-Simplo GmbH**, Hamburg (DE)

(**) Term: **14 Years**

(21) Appl. No.: **29/136,322**

(22) Filed: **Jan. 30, 2001**

Related U.S. Application Data

(62) Division of application No. 29/123,470, filed on May 19, 2000.

(51) **LOC (7) Cl.** **19-06**

(52) **U.S. Cl.** **D19/51; D19/48; D19/56**

(58) **Field of Search** D19/35, 36, 41-51, D19/53, 54-58, 81-85; 401/6, 7, 87, 55, 68, 116, 209, 88

(56) **References Cited**

U.S. PATENT DOCUMENTS

D. 226,466 * 3/1973 Bajusz D19/51

D. 228,369 * 9/1973 Longarzo D19/51
D. 300,087 * 3/1989 Henderson D19/51 X
D. 358,842 * 5/1995 Shiau D19/36
D. 364,186 * 11/1995 Kuo D19/48
D. 402,694 * 12/1998 Perrin et al. D19/51
1,756,242 * 4/1930 Doesler 401/87

* cited by examiner

Primary Examiner—Martie K. Holtje

(74) *Attorney, Agent, or Firm*—Nixon & Vanderhye P.C.

(57) **CLAIM**

The ornamental design for a writing instrument, as shown and described.

DESCRIPTION

FIG. 1 is a right side elevational view of a writing instrument showing our new design;

FIG. 2 is a front elevational view;

FIG. 3 is a left side elevational view;

FIG. 4 is a rear elevational view;

FIG. 5 is a bottom plan view;

FIG. 6 is a top plan view; and,

FIG. 7 is a right front perspective view thereof.

1 Claim, 2 Drawing Sheets



Fig. 1




Fig. 2




Fig. 3




Fig. 4




Fig. 5



Fig. 6

Fig. 7

