



US00D445452S

(12) **United States Design Patent**
Charlebois

(10) **Patent No.:** **US D445,452 S**

(45) **Date of Patent:** **** Jul. 24, 2001**

(54) **PEN**

(76) **Inventor:** **Jeffrey Charlebois**, 5807 Topanga Canyon Blvd. #G310, Woodland Hills, CA (US) 91367

(**) **Term:** **14 Years**

(21) **Appl. No.:** **29/137,081**

(22) **Filed:** **Feb. 9, 2001**

(51) **LOC (7) Cl.** **19-06**

(52) **U.S. Cl.** **D19/42; D19/46; D21/654**

(58) **Field of Search** **D21/654; D19/35, D19/36, 41-51, 53-58, 81-85; 401/6, 7, 88, 52, 195, 34, 48, 131**

(56) **References Cited**

U.S. PATENT DOCUMENTS

- D. 155,996 * 11/1949 Gowland D19/42
- D. 194,912 * 4/1963 Markham D21/654
- D. 240,309 * 6/1976 Orenstein D21/654
- D. 305,776 * 1/1990 Kim et al. D19/42

- D. 305,910 * 2/1990 Kim et al. D19/42
- D. 308,226 * 5/1990 Kim et al. D19/42
- D. 313,041 * 12/1990 Kim et al. D19/42
- D. 395,321 * 6/1998 Valenia et al. D21/654 X
- 6,161,975 * 12/2000 Clarke 401/34

* cited by examiner

Primary Examiner—Martie K. Holtje

(74) *Attorney, Agent, or Firm*—Goldstein Law Offices P.C.


(57) **CLAIM**

The ornamental design for a pen, as shown and described.

DESCRIPTION

- FIG. 1 is a perspective view of a pen.
- FIG. 2 is a front elevational view thereof.
- FIG. 3 is a rear elevational view thereof.
- FIG. 4 is a right side elevational view thereof.
- FIG. 5 is a left side elevational view thereof.
- FIG. 6 is a top plan view of the pen; and,
- FIG. 7 is a bottom plan view thereof.

1 Claim, 4 Drawing Sheets






FIG. 1




FIG. 2




FIG. 3




FIG. 4

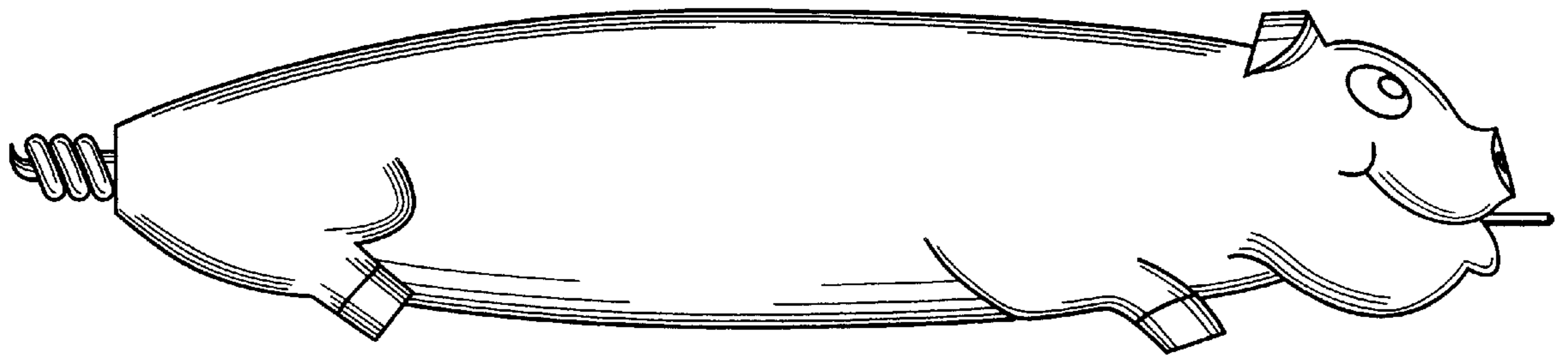


FIG. 5




FIG. 6

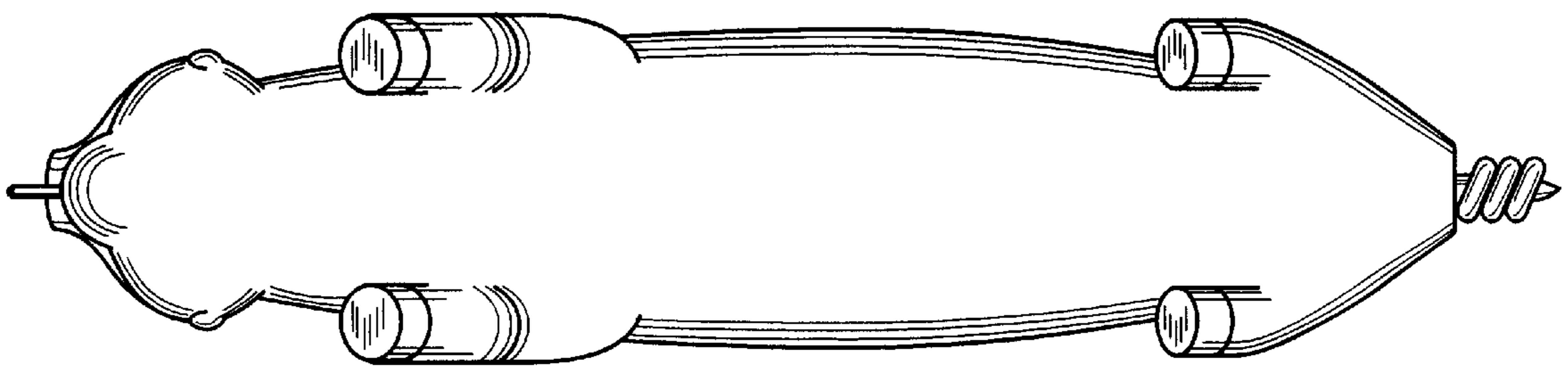


FIG. 7