



US00D445437S

(12) **United States Design Patent**  
**Sawall et al.**

(10) **Patent No.:** **US D445,437 S**

(45) **Date of Patent:** **\*\* Jul. 24, 2001**

(54) **SCREEN PANEL**

(76) Inventors: **Kirk Sawall**, 2551 190<sup>th</sup> St., Luck, WI (US) 54853; **David Henry Ditlefsen**, 2236 190<sup>th</sup> St., Centuria, WI (US) 54824; **Roland E. Küper**, Castropfer Strasse 102, 44791 Bochum (DE)

(\*\*) Term: **14 Years**

(21) Appl. No.: **29/122,412**

(22) Filed: **Apr. 26, 2000**

(51) **LOC (7) Cl.** ..... **15-09**

(52) **U.S. Cl.** ..... **D15/147**

(58) **Field of Search** ..... D15/1-11, 147, D15/199; D25/33; 209/319, 403; 210/488, 489, 495, 499, 155

(56) **References Cited**

**U.S. PATENT DOCUMENTS**

D. 30,106	*	1/1899	Hodge	.....	D15/147
D. 302,019	*	7/1989	Dehlen	.....	D15/147
D. 366,040	*	1/1996	Leone, Sr. et al.	.....	D15/147
D. 377,656	*	1/1997	Leone et al.	.....	D15/147
D. 425,531	*	5/2000	Largent et al.	.....	D15/147

\* cited by examiner

*Primary Examiner*—Antoine Duval Davis

(74) *Attorney, Agent, or Firm*—Moore & Hansen

(57) **CLAIM**

The ornamental design for a screen panel, as shown and described.

**DESCRIPTION**

FIG. 1 is a top plan view of a first embodiment of our invention;

FIG. 2 is a right side elevation view of the embodiment of FIG. 1, it being understood that the left side elevation view is identical to FIG. 2;

FIG. 3 is an end elevation view of the embodiment of FIG. 1, it being understood that the opposite end elevation view is identical to FIG. 3;

FIG. 4 is a bottom plan view of the embodiment of FIG. 1.

FIG. 5 is a top plan view of a second embodiment of our invention;


FIG. 6 is a right side elevation view of the embodiment of FIG. 5, it being understood that the left side elevation view is identical to FIG. 6;

FIG. 7 is a bottom plan view of the embodiment of FIG. 5; and,

FIG. 8 is an end elevation view of the embodiment of FIG. 5, it being understood that the opposite end elevation view is identical to FIG. 8.

For illustrative purposes only, the square openings have not all been drawn. It should be understood that these square openings fully envelope the sections containing them.

**1 Claim, 3 Drawing Sheets**






Fig 1

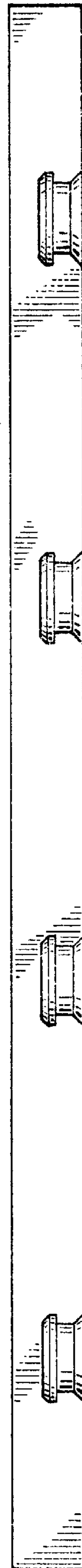
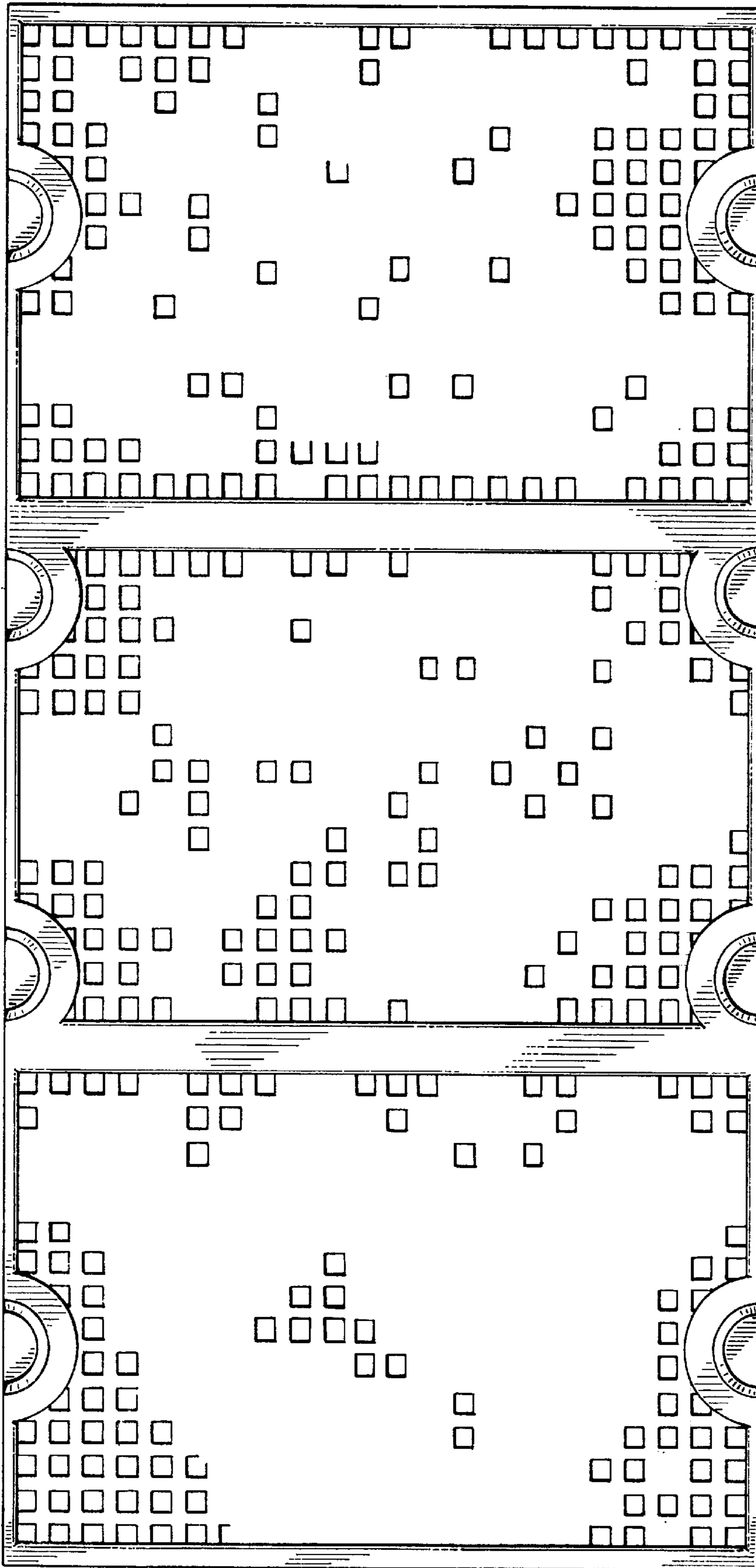



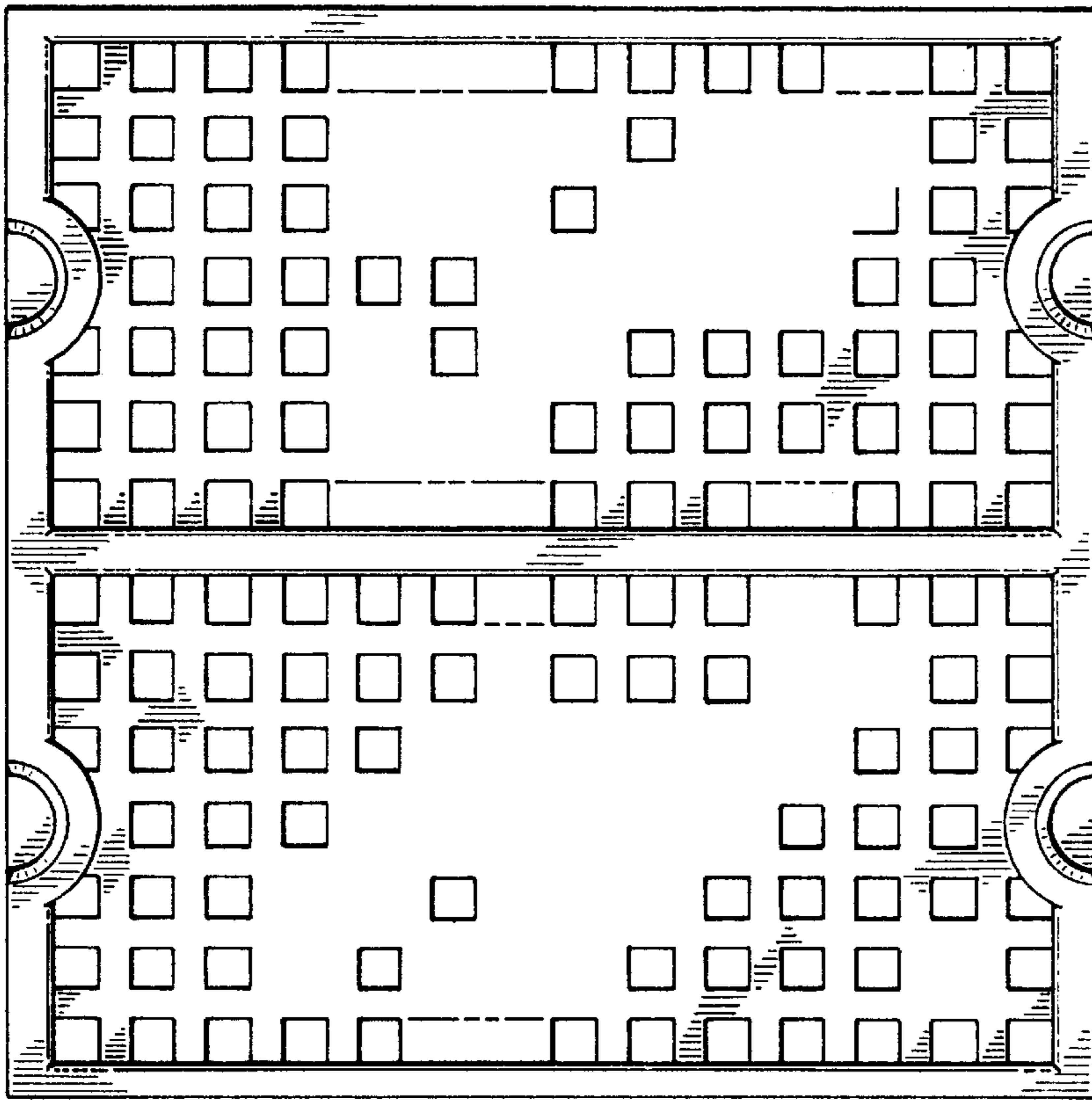
Fig 2



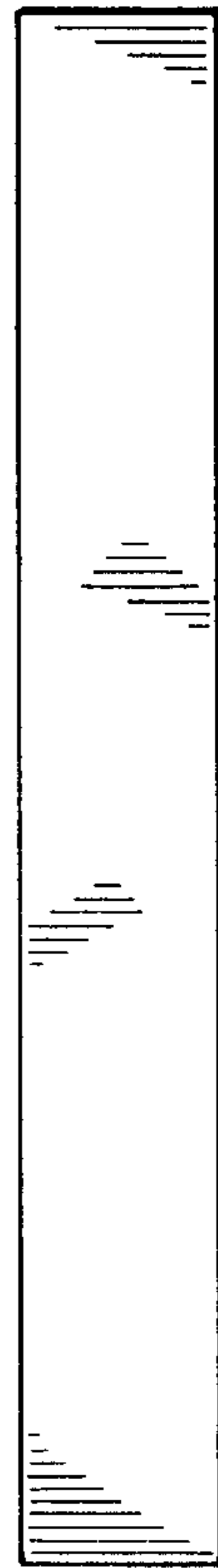
*Fig 4*




*Fig 3*



*Fig 7*



*Fig 8*



*Fig 5*



*Fig 6*