



US00D445410S

(12) **United States Design Patent**
Yoo et al.

(10) **Patent No.:** **US D445,410 S**

(45) **Date of Patent:** **** Jul. 24, 2001**

(54) **WIRELESS PHONE**

(75) Inventors: **Young Kyu Yoo; Jae Kyung Lee**, both of Kyonggi-Do (KR)

(73) Assignee: **Appeal Telecom Co., Ltd.**, Kyonggi-do (KR)

(**) Term: **14 Years**

(21) Appl. No.: **29/132,478**

(22) Filed: **Nov. 13, 2000**

(51) **LOC (7) Cl.** **14-03**

(52) **U.S. Cl.** **D14/138**

(58) **Field of Search** D14/137, 138, D14/218, 147-148, 247-248, 144, 249, 341-347; 379/433.434, 419, 420, 428, 440; 455/550-575, 90; 348/14.01, 14.02

(56) **References Cited**

U.S. PATENT DOCUMENTS

- D. 346,164 * 4/1994 Shirakawa et al. D14/138
- D. 359,734 * 6/1995 Nagele et al. D14/138
- D. 369,598 * 5/1996 Nagele et al. D14/138
- D. 408,030 * 4/1999 Richards et al. D14/138
- D. 415,152 * 10/1999 Koo D14/138
- D. 419,155 * 1/2000 Nagele et al. D14/138
- D. 419,991 * 2/2000 Park D14/138
- D. 424,557 * 5/2000 Nagele et al. D14/138
- D. 428,403 * 7/2000 Hyun D14/138
- D. 429,228 * 8/2000 Nagele et al. D14/138
- D. 429,707 * 8/2000 Park D14/138
- D. 429,709 * 8/2000 Nagele et al. D14/138

- D. 430,859 * 9/2000 Lindeman et al. D14/138
- D. 431,539 * 10/2000 Kuo D14/138
- D. 432,105 * 10/2000 Hyun D14/138
- D. 432,510 * 10/2000 Hyun D14/138
- 5,933,783 * 8/1999 Kawakami et al. 455/550
- 6,011,699 * 1/2000 Murray et al. 361/814
- 6,049,725 * 4/2000 Emmert et al. 455/573
- 6,141,540 * 10/2000 Richards et al. 455/90

FOREIGN PATENT DOCUMENTS

- 848974 * 10/1992 (JP) .
- 849173 * 10/1992 (JP) .

* cited by examiner

Primary Examiner—Jeffrey Asch

(74) *Attorney, Agent, or Firm*—McGuire Woods, LLP

(57) **CLAIM**

The ornamental design for a wireless phone, as shown and described.

DESCRIPTION

FIG. 1 is a front perspective view of the wireless phone; FIG. 2 is a front elevation view of the wireless phone; FIG. 3 is a back elevation view of the wireless phone; FIG. 4 is a left side plan view of the wireless phone; FIG. 5 is a right side plan view of the wireless phone; FIG. 6 is a top plan view of the wireless phone; FIG. 7 is a lower plan view of the wireless phone; and, FIG. 8 is a front elevation view of the wireless phone in an unfolded state.

1 Claim, 5 Drawing Sheets

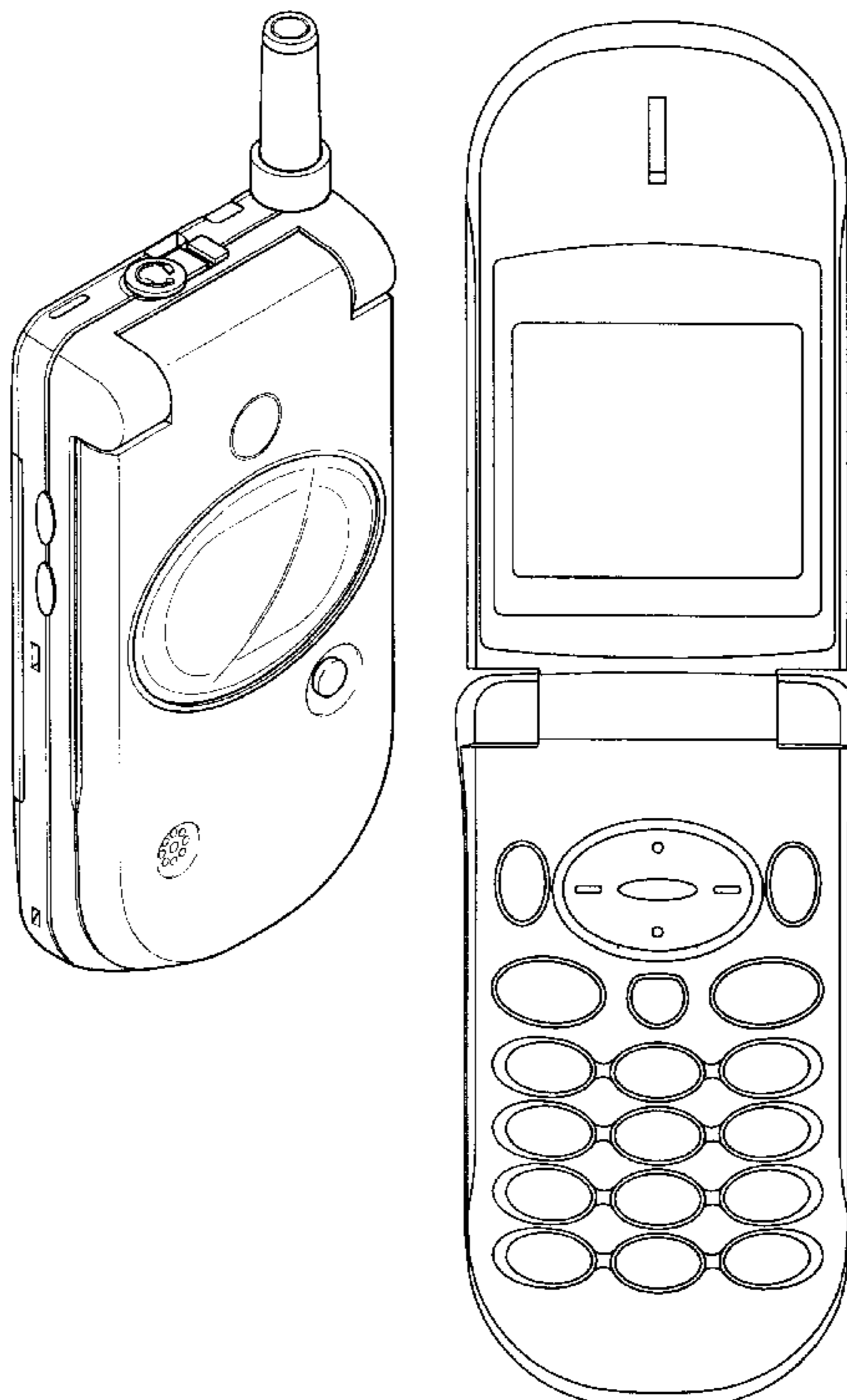


FIG. 1

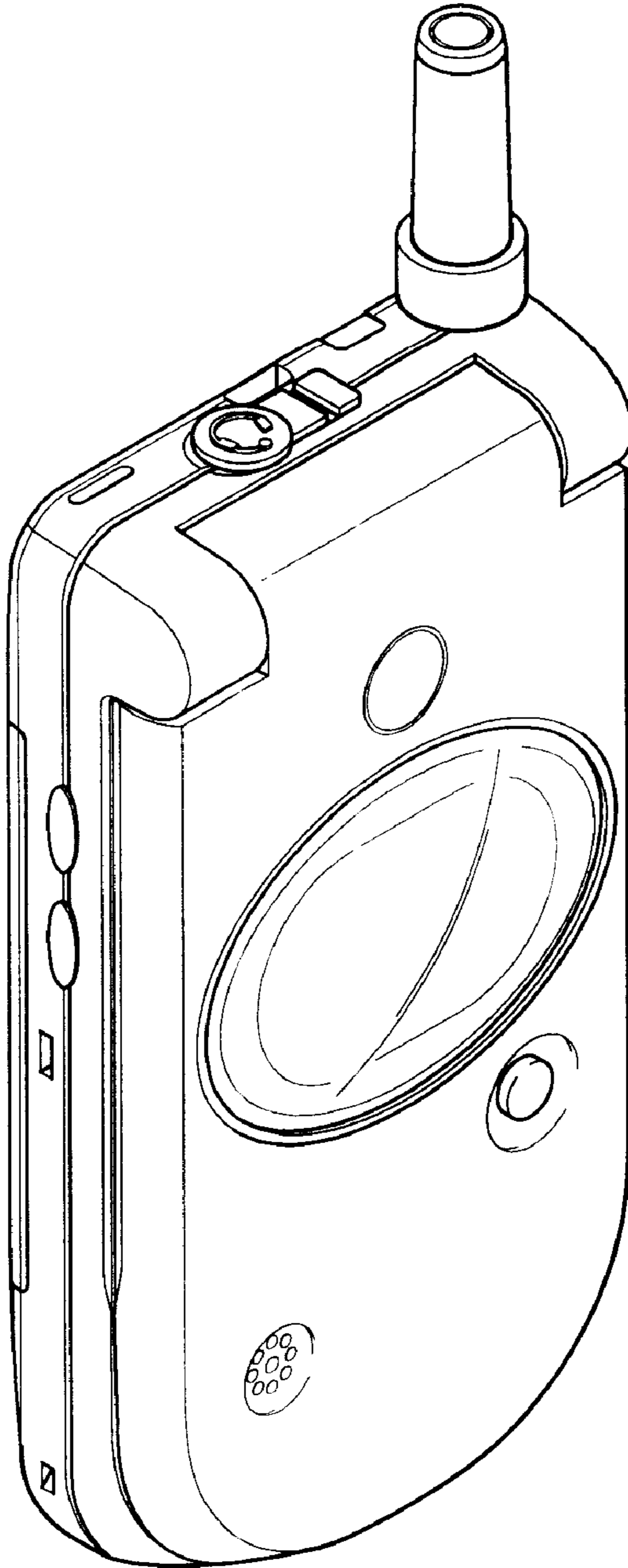


FIG. 2

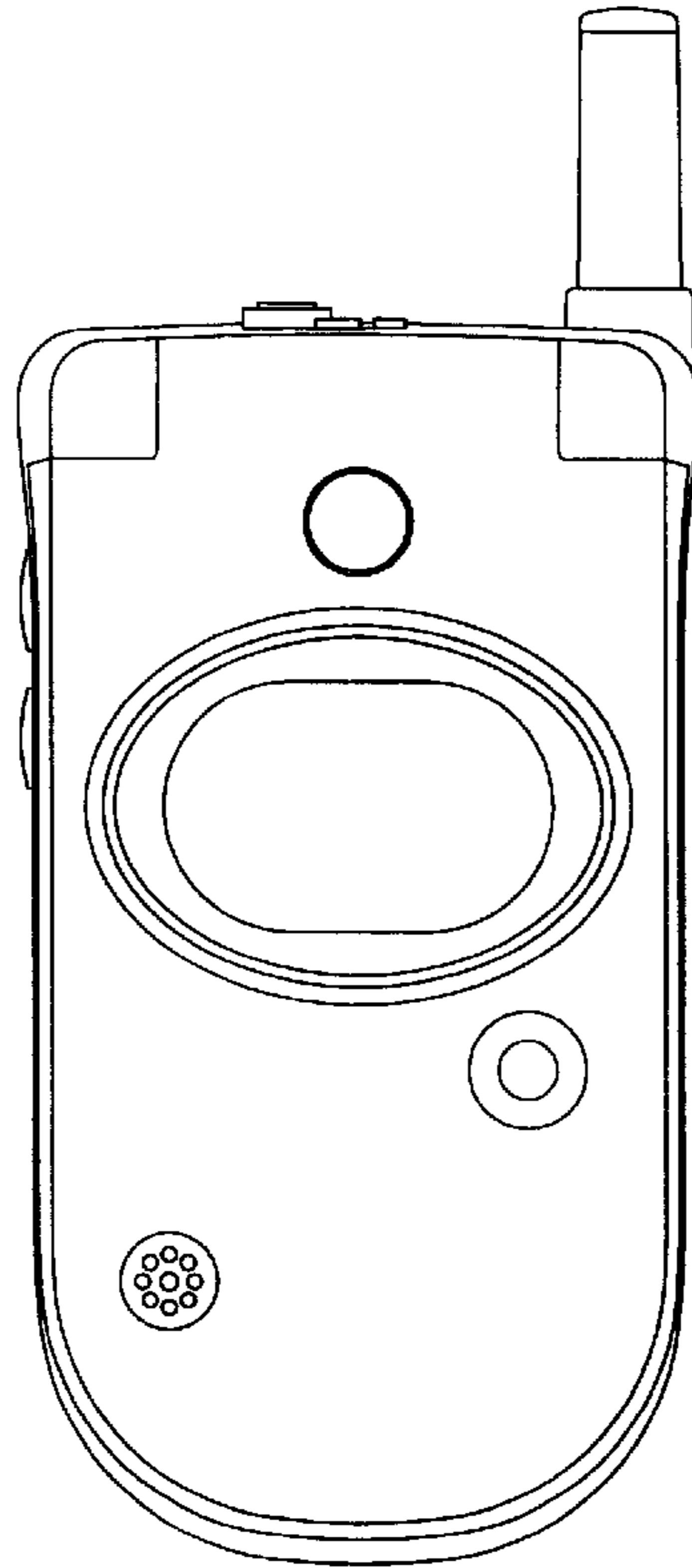


FIG. 3

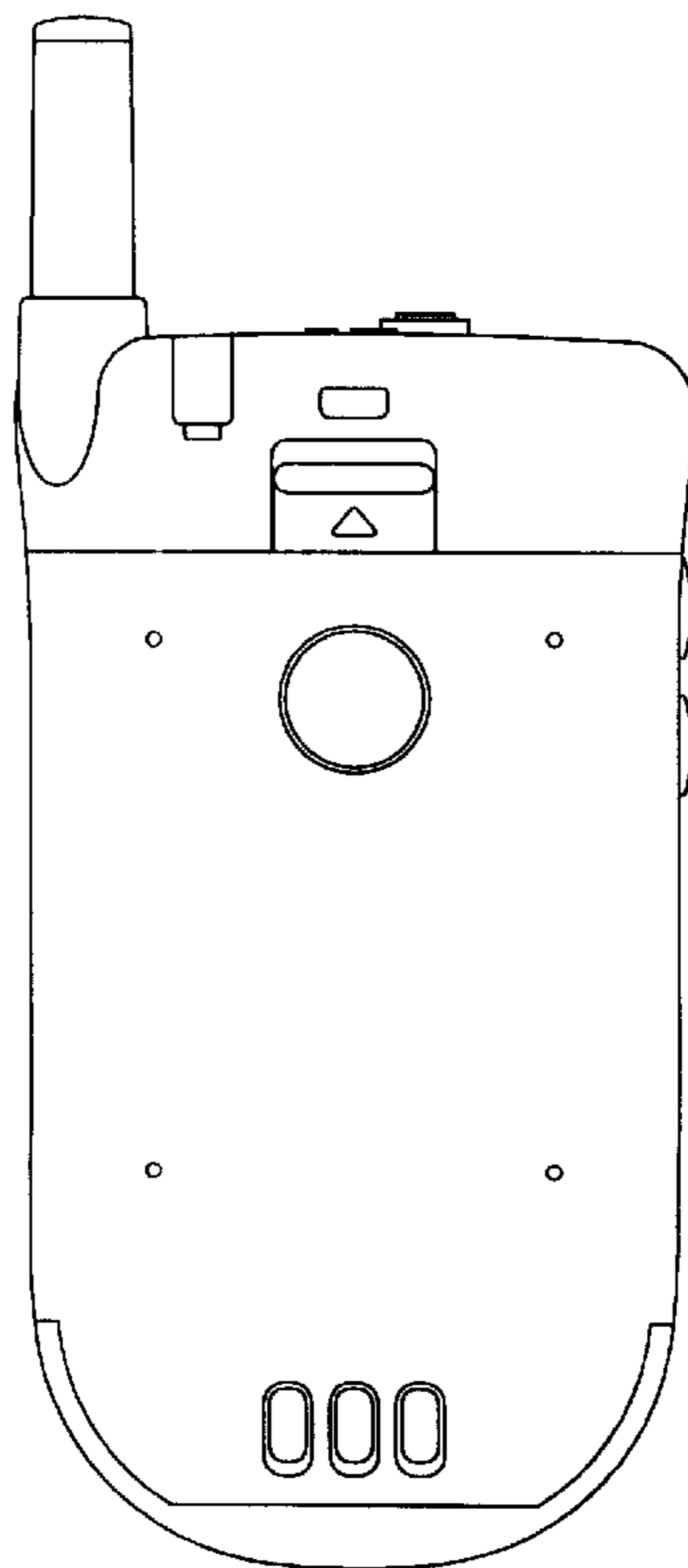


FIG. 4

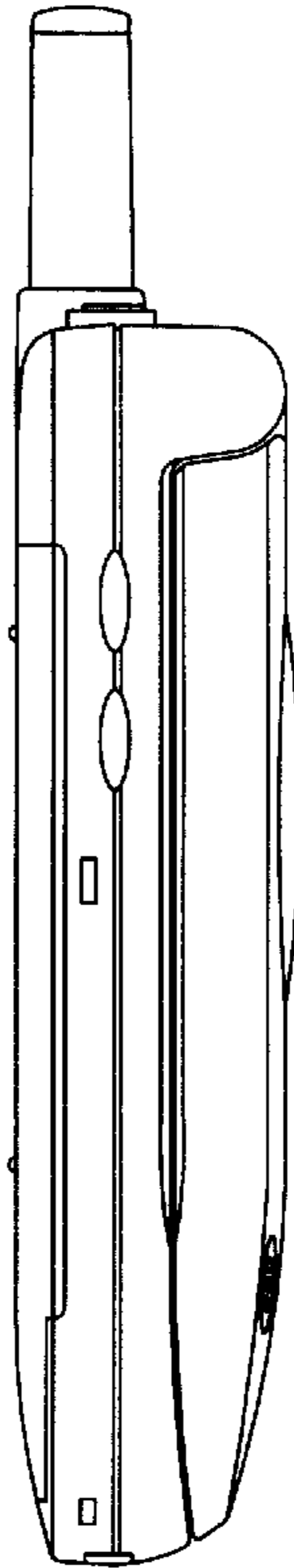


FIG. 5

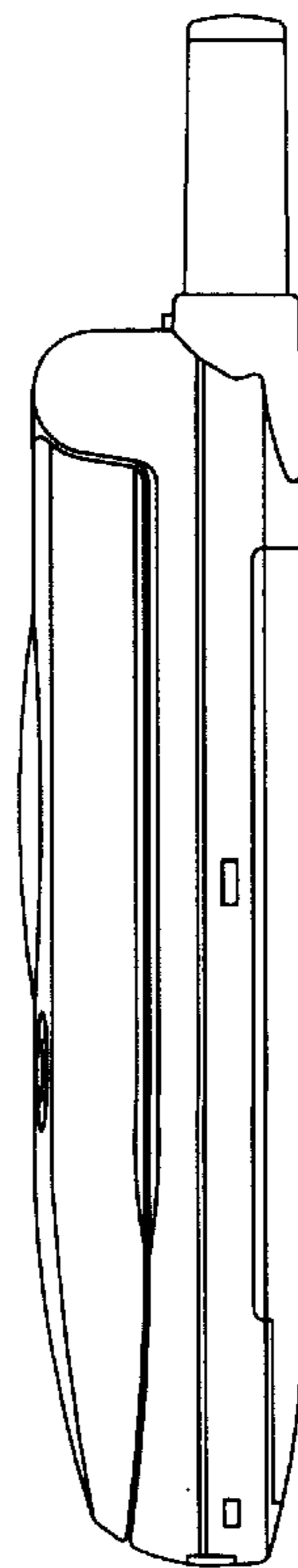


FIG. 6




FIG. 7

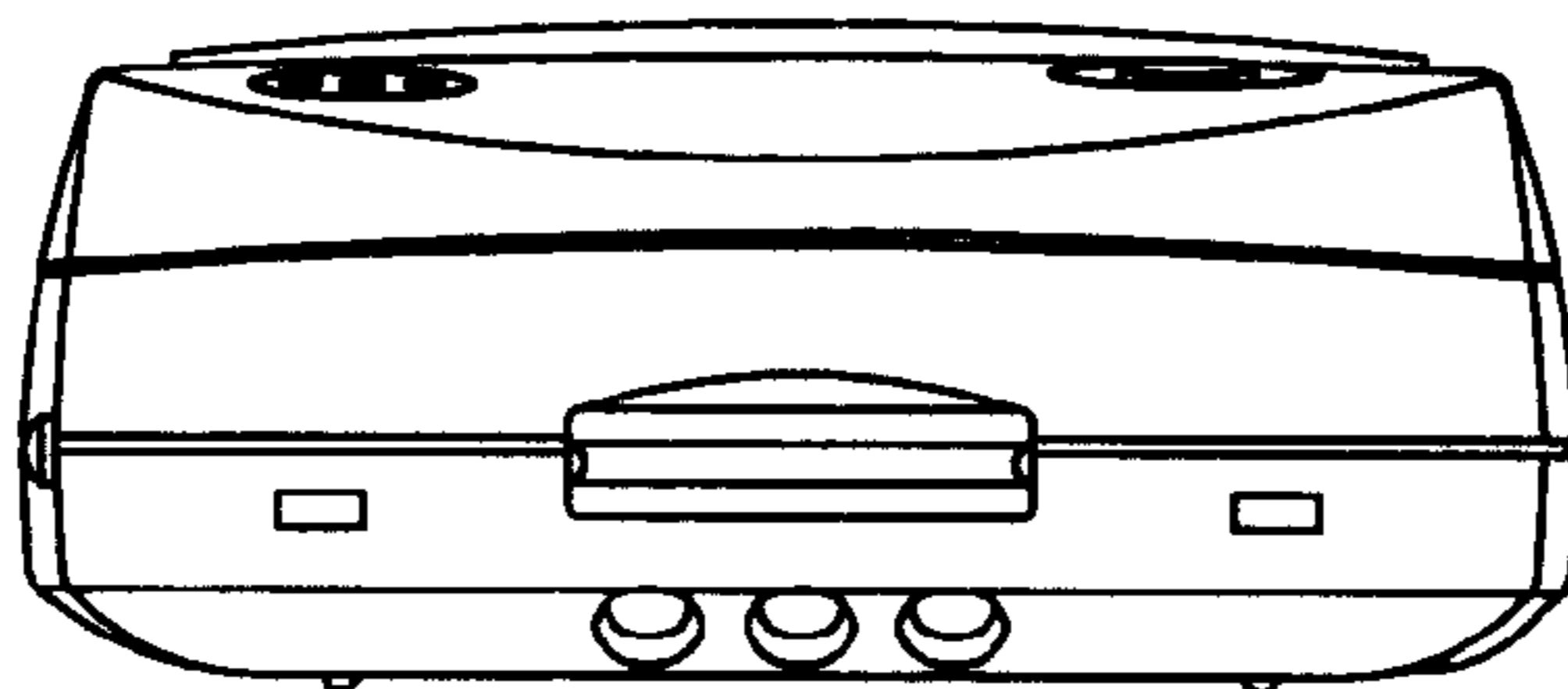


FIG. 8

