



US00D445397S

(12) **United States Design Patent**
Gaytan

(10) **Patent No.:** **US D445,397 S**

(45) **Date of Patent:** **** Jul. 24, 2001**

(54) **CAB SHELL FOR PICKUP TRUCK**

(76) Inventor: **Juan Javier Gaytan**, Santa Rosalía
211, Col. Valle de las Brisas, C.P.
64790, Monterrey, N.L. (MX)

(**) Term: **14 Years**

(21) Appl. No.: **29/133,848**

(22) Filed: **Dec. 8, 2000**

(51) **LOC (7) Cl.** **12-16**

(52) **U.S. Cl.** **D12/404**

(58) **Field of Search** D12/400, 401,
D12/404, 405; 296/185-186, 99.1, 103,
156, 163, 210

(56) **References Cited**

U.S. PATENT DOCUMENTS

D. 212,469	*	10/1968	Kroll	D12/404
D. 235,327	*	6/1975	Morris	D12/404
D. 250,012	*	10/1978	Windecker et al.	D12/404
D. 266,837	*	11/1982	Treadway et al.	D12/404
D. 272,334	*	1/1984	Potterbaum et al.	D12/404
D. 281,488	*	11/1985	Collins	D12/404
D. 298,021	*	10/1988	Thomas	D12/401
D. 325,366	*	4/1992	Mansberger	D12/404
D. 332,934	*	2/1993	Brown et al.	D12/404
D. 337,086	*	7/1993	Theodorsen	D12/404
D. 379,173	*	5/1997	Quiniones	D12/404
D. 424,012	*	5/2000	Gaytan	D12/404
D. 432,074	*	10/2000	Harris	D12/404
D. 432,980	*	10/2000	Gaytan	D12/404

* cited by examiner

Primary Examiner—Stacia Cadmus

(74) *Attorney, Agent, or Firm*—Bracewell & Patterson,
L.L.P.

(57) **CLAIM**

The ornamental design for a cab shell for pickup truck, as shown and described.

DESCRIPTION

FIG. 1 is a right side perspective view of a cab shell for pickup truck, showing my new design;

FIG. 2 is a reduced left side elevational view thereof, it being understood that the right side us a mirror image thereof;

FIG. 3 is a reduced left side perspective view thereof;

FIG. 4 is a left side view of a second embodiment of a cab shell for pickup truck, showing my new design, the only difference being the omission of the windows on the right and left sides, it being understood that the right side is a mirror image thereof;

FIG. 5 is a left side perspective view of the shell of FIG. 4, it being understood that the opposite side is a mirror image thereof;

FIG. 6 is a rear view of the shell of FIG. 1; and,

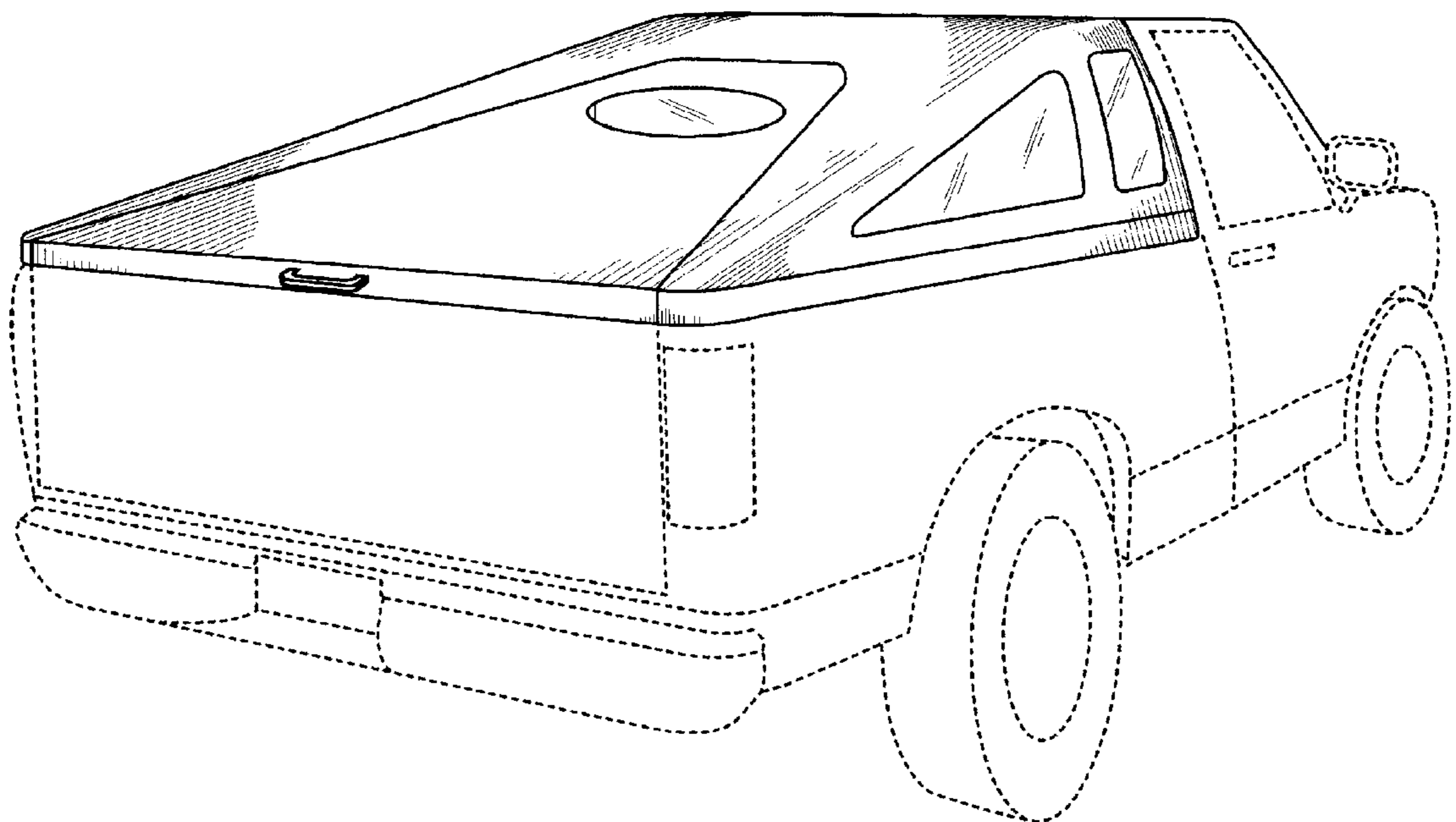
FIG. 7 is a top plan view of the shell of FIG. 1.

The front elevation view of the cab shell for pickup truck of FIG. 1 is plain and unornamented.

The bottom view of the cab shell for pickup truck of FIG. 1 is plain and unornamented.

The broken line showing of environment is for illustrative purposes only and forms no part of the claimed design.

1 Claim, 4 Drawing Sheets



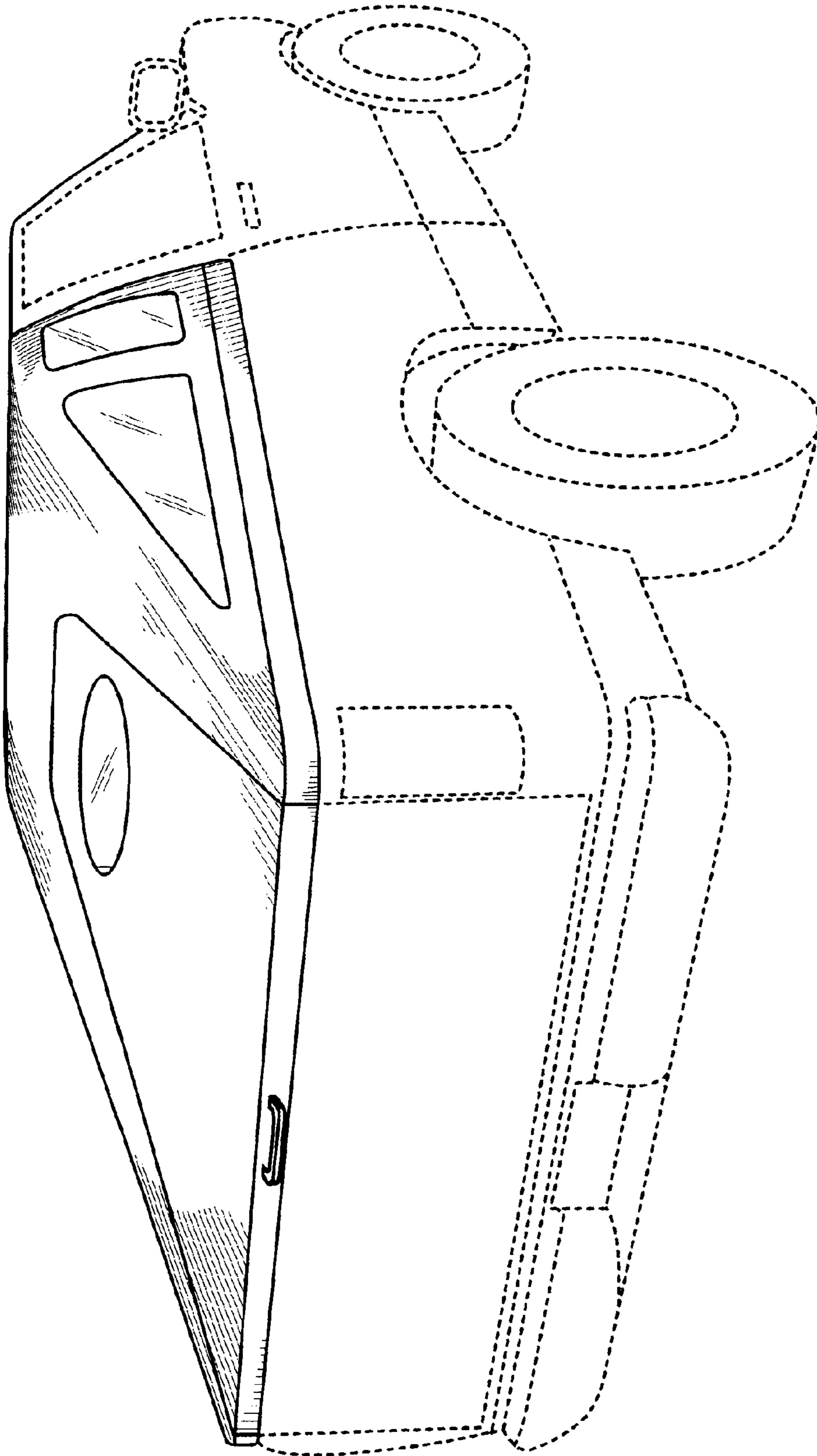


FIG. 1

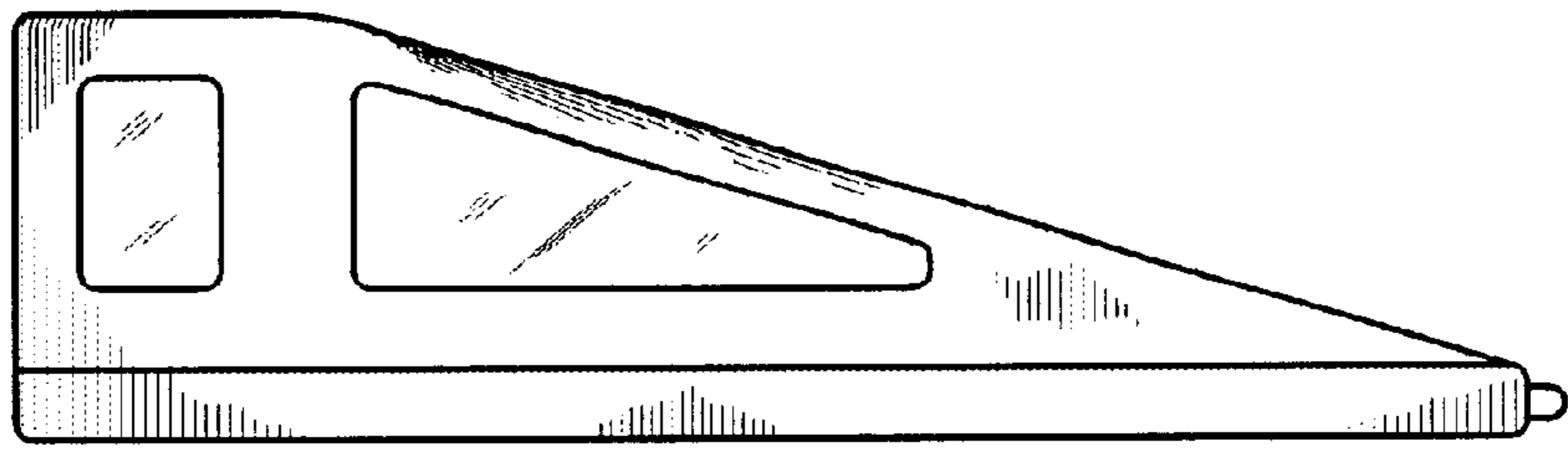


FIG. 2

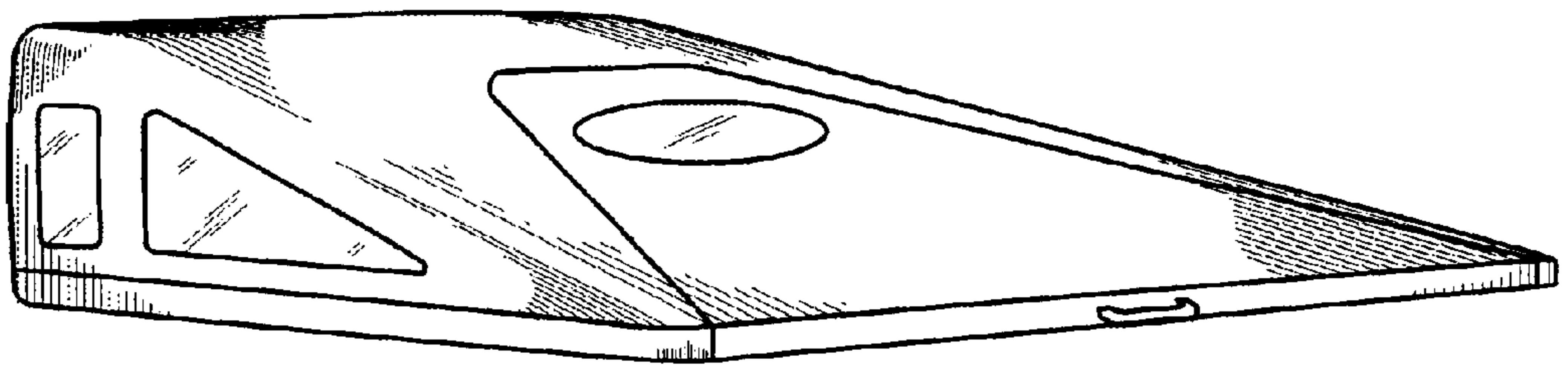


FIG. 3




FIG. 4

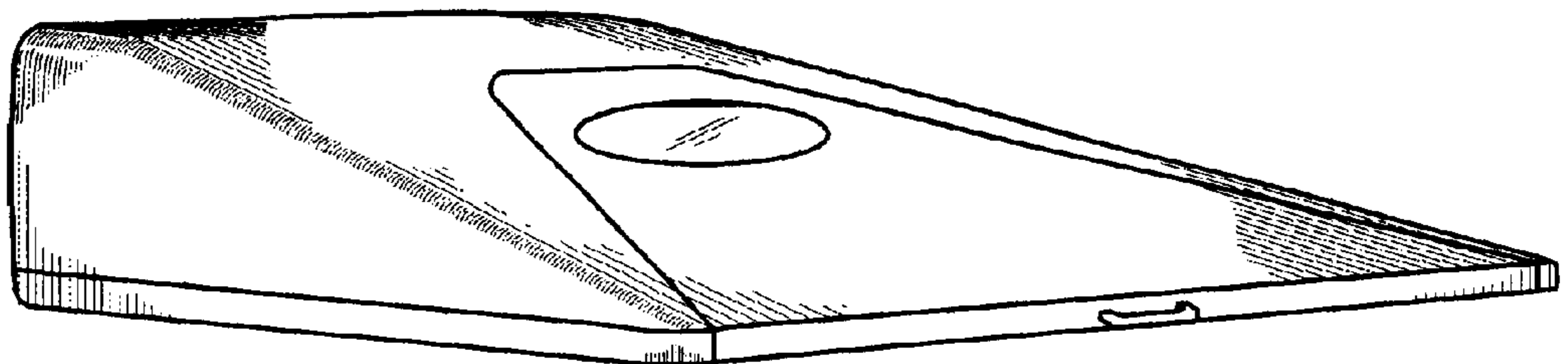


FIG. 5

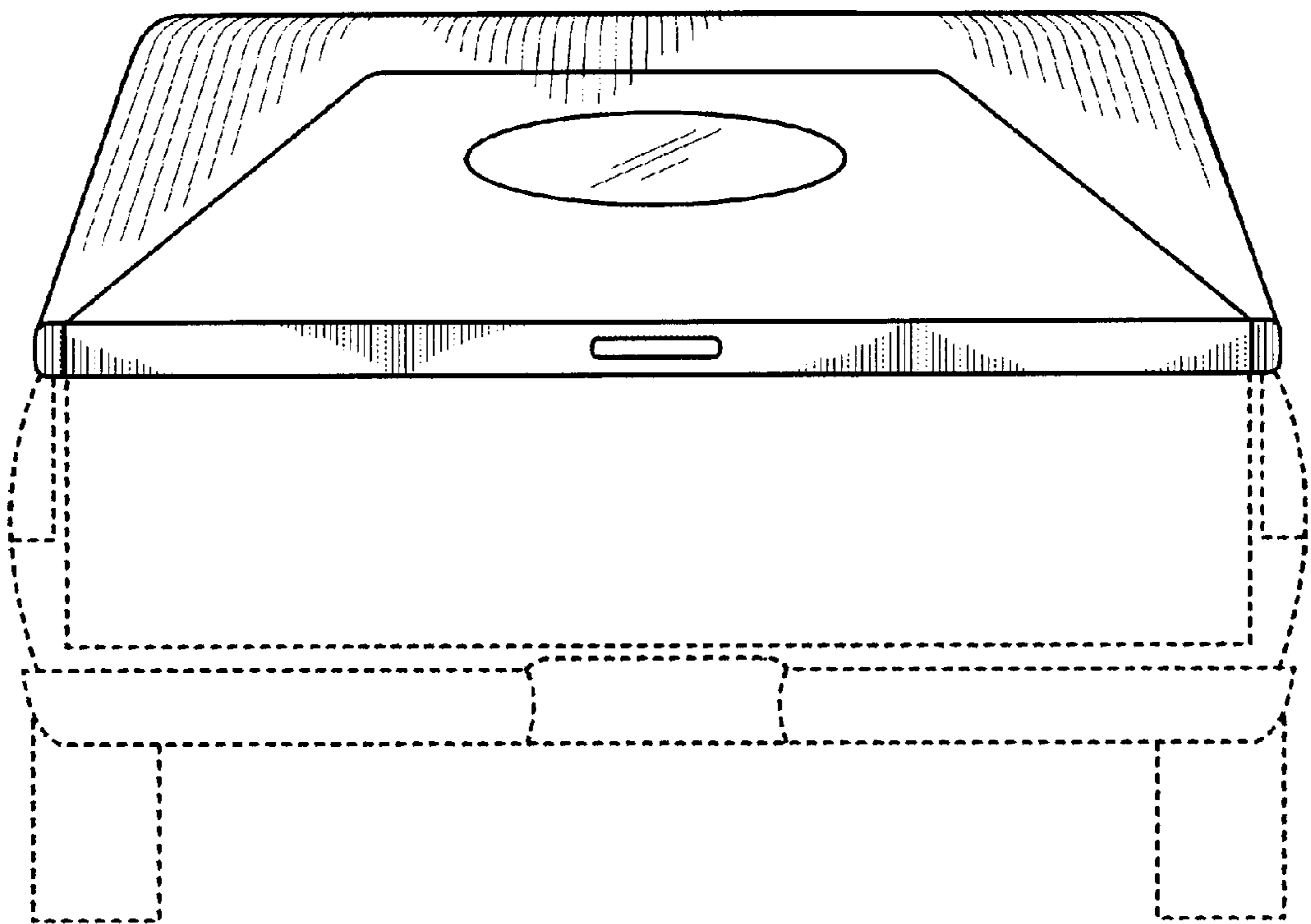


FIG. 6




FIG. 7