



US00D445387S

(12) **United States Design Patent**
Waldeck

(10) **Patent No.:** **US D445,387 S**

(45) **Date of Patent:** **** Jul. 24, 2001**

(54) **REAR END PORTION OF TRUCK BODY**

D. 407,046 3/1999 Aros et al. D12/98
D. 424,493 * 5/2000 Waldeck D12/196

(75) Inventor: **Ronald Waldeck**, Louisville, KY (US)

* cited by examiner

(73) Assignee: **Fontaine Modification Company**,
Charlotte, NC (US)

Primary Examiner—Melody N. Brown

(**) Term: **14 Years**

(74) *Attorney, Agent, or Firm*—Myers Bigel Sibley &
Sajovec

(21) Appl. No.: **29/117,127**

(57) **CLAIM**

(22) Filed: **Jan. 18, 2000**

The ornamental design for a rear end portion of truck body,
as shown and described.

Related U.S. Application Data

DESCRIPTION

(62) Division of application No. 29/092,439, filed on Aug. 19,
1998, now Pat. No. Des. 424,493.

FIG. 1 is a front perspective view of a rear portion of truck
body showing my new design;

(51) **LOC (7) Cl.** **12-16**

FIG. 2 is a rear elevational view thereof;

(52) **U.S. Cl.** **D12/196; D12/93; D12/98**

FIG. 3 is a front elevational view thereof;

(58) **Field of Search** D12/93, 96, 98,
D12/14, 196; 296/24.1, 37.6, 180.1, 183,
191, 26, 50, 57.1

FIG. 4 is a top plan view thereof;

FIG. 5 is a bottom plan view thereof;

FIG. 6 is a first side elevational view thereof; and,

FIG. 7 is a second side elevational view of the truck body
section of FIG. 1.

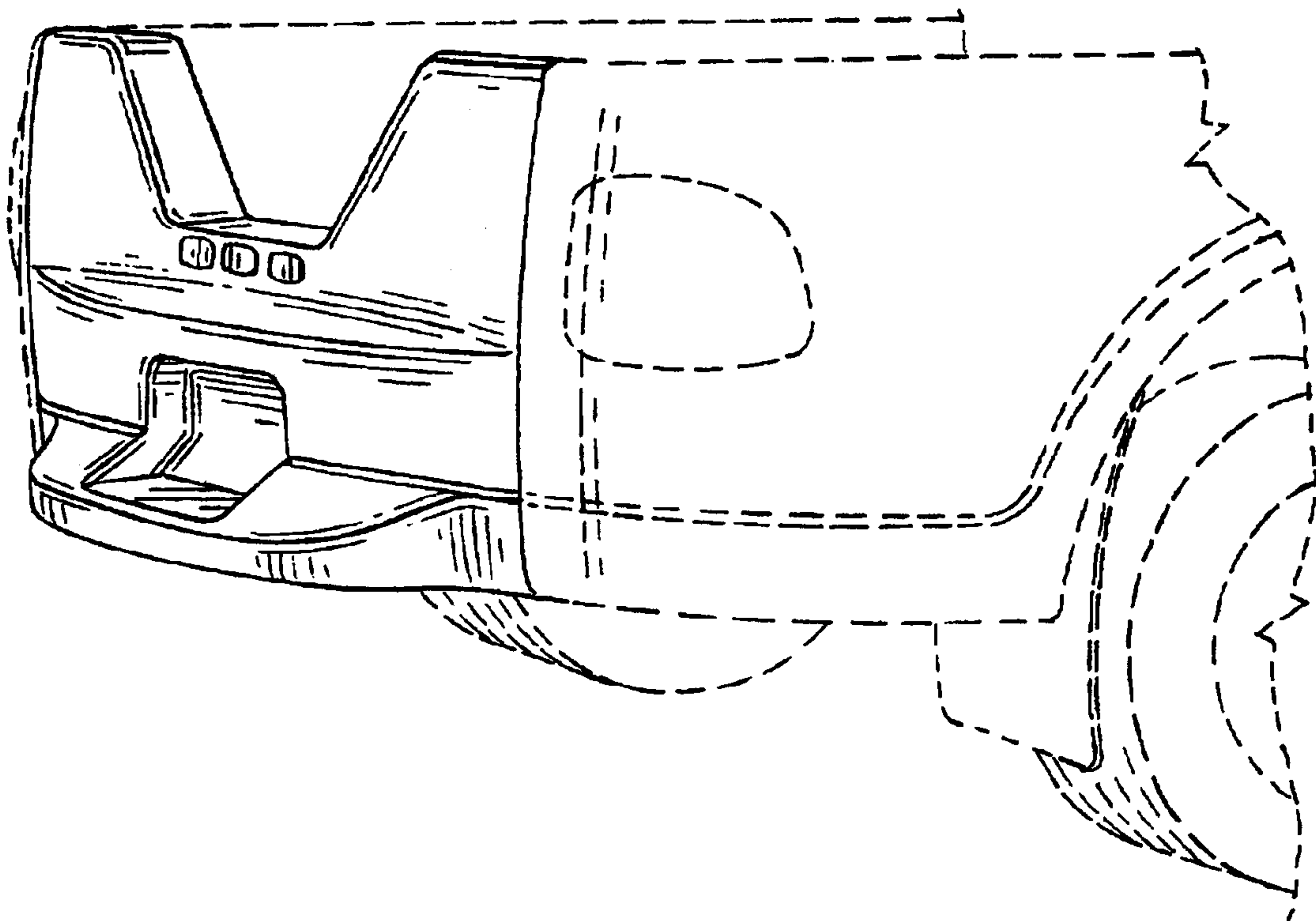
(56) **References Cited**

The broken lines in the drawings are provided to illustrate
the environment of the claimed invention and do not form a
part of the claimed invention.

U.S. PATENT DOCUMENTS

D. 382,834 8/1997 Perlman et al. D12/98
D. 407,044 3/1999 Aros et al. D12/98

1 Claim, 3 Drawing Sheets



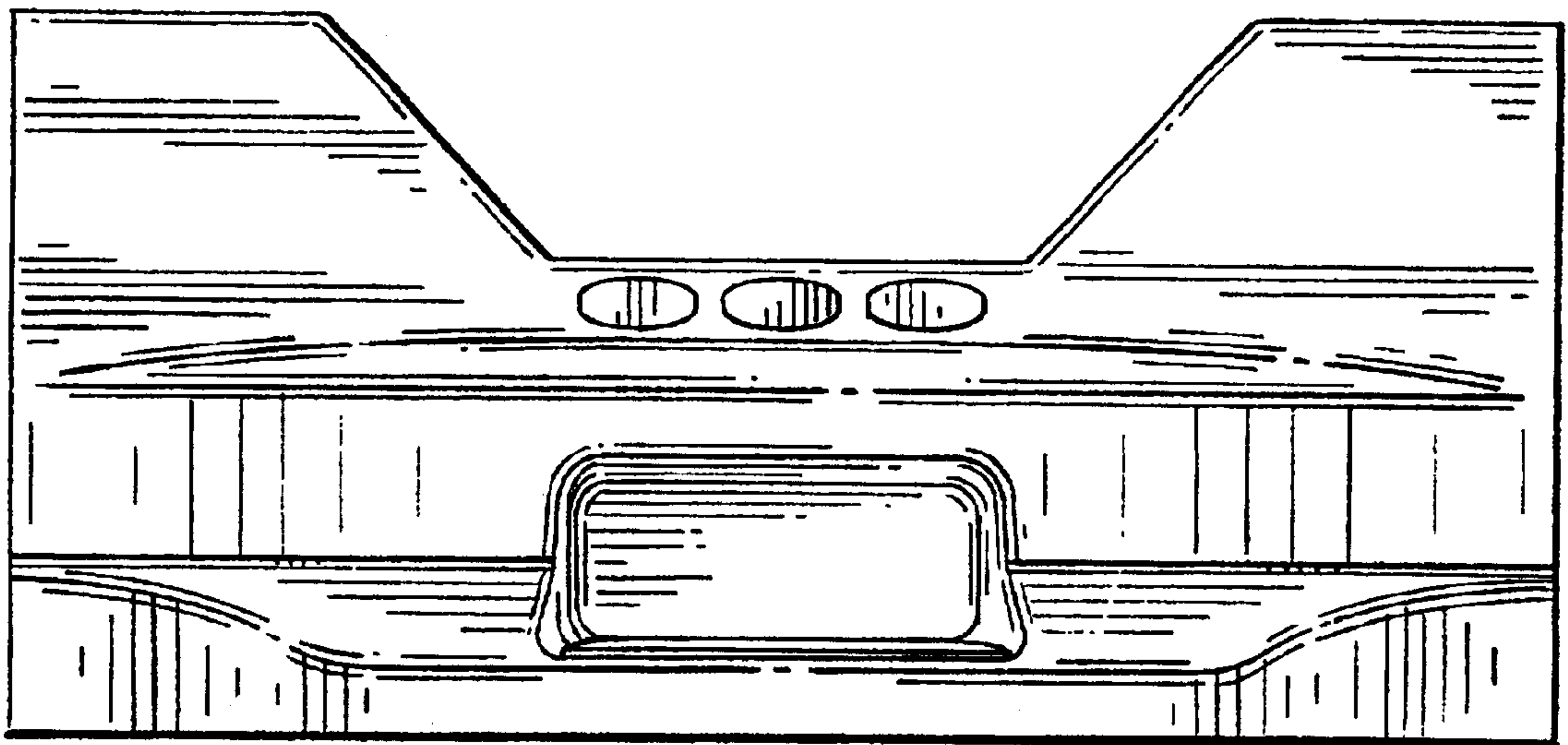
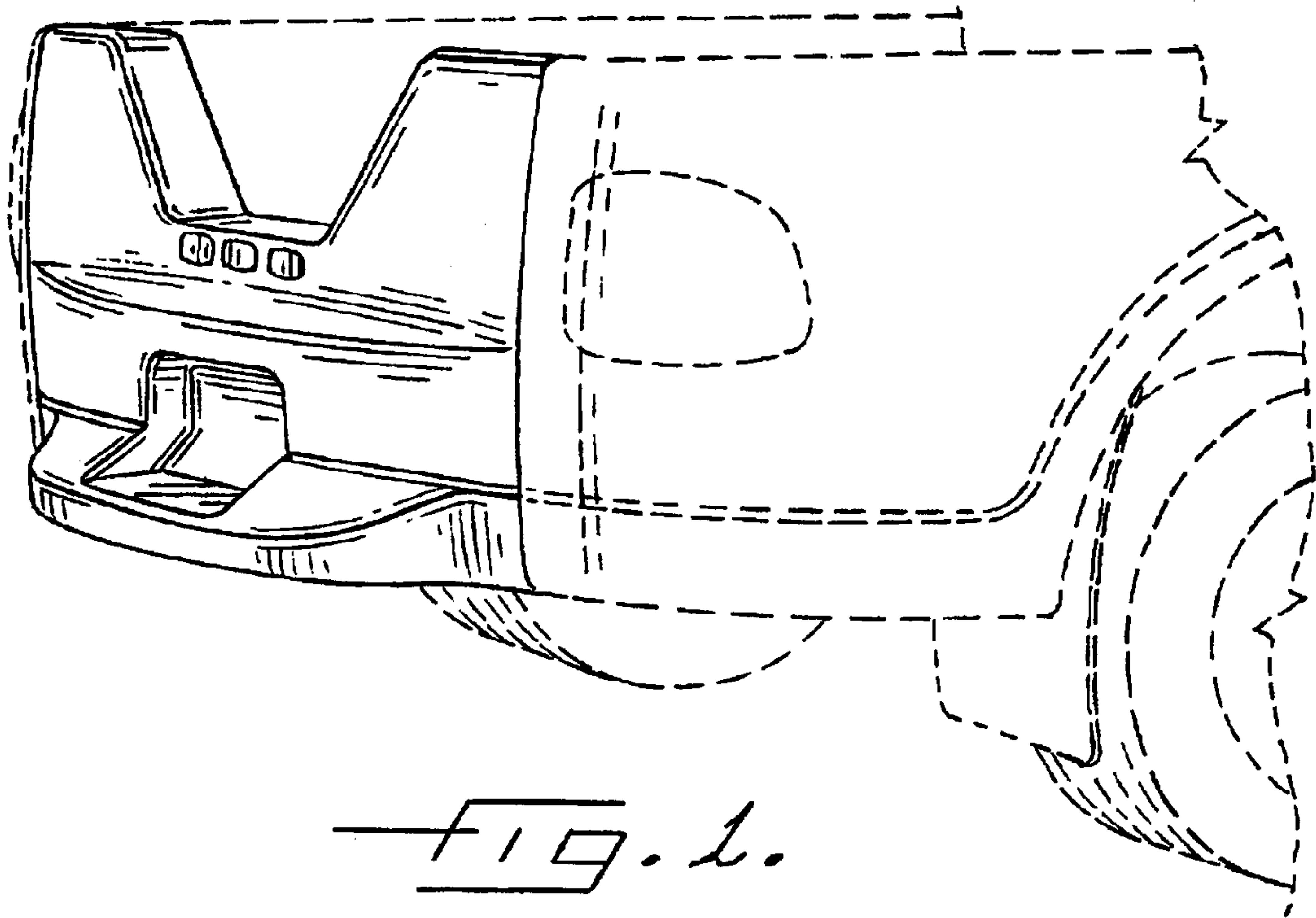


FIG. 2.

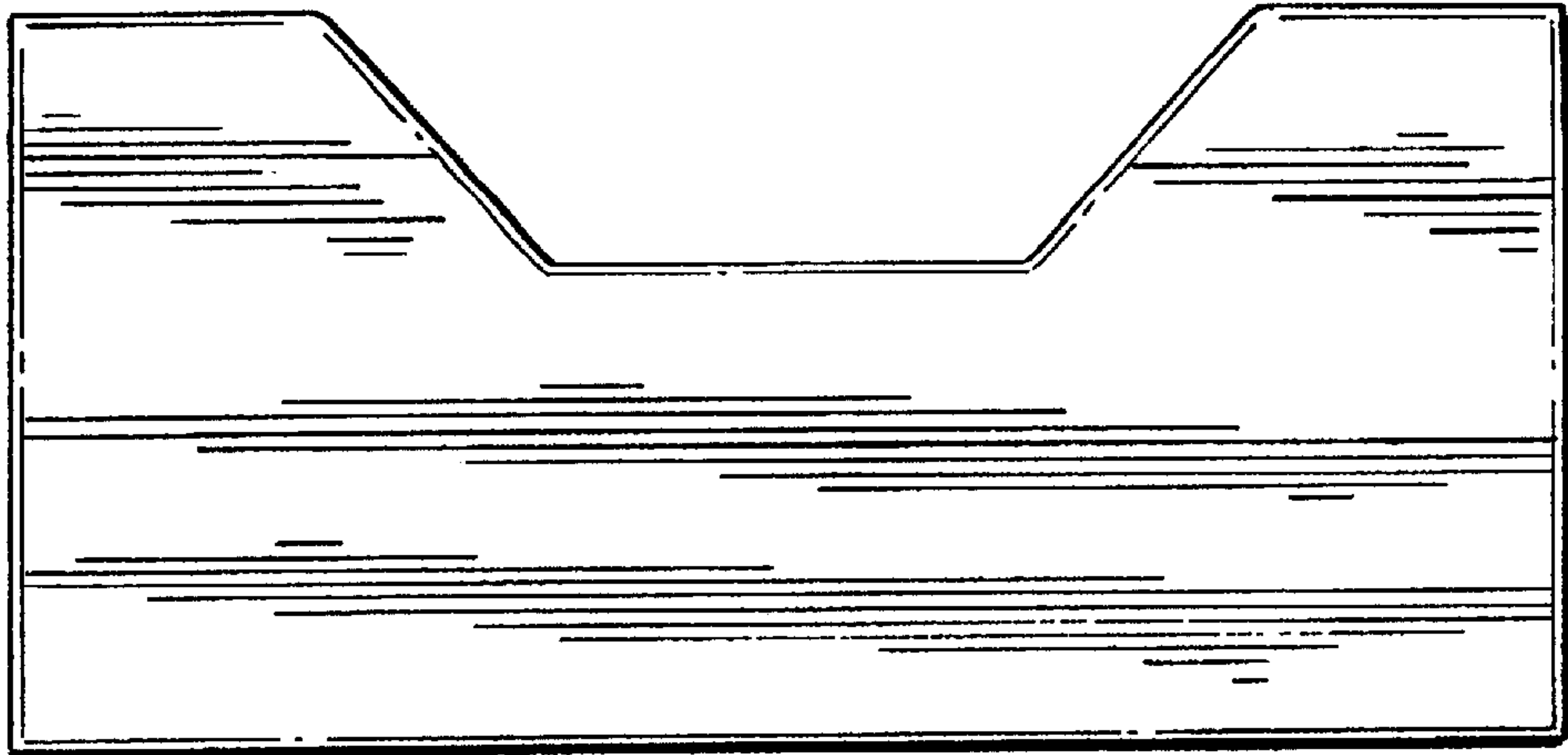


FIG. 3.




FIG. 4.






FIG. 5.



— FIG. 6.



— FIG. 7.