



US00D445380S

(12) **United States Design Patent** (10) **Patent No.:** **US D445,380 S**
Fantanzo et al. (45) **Date of Patent:** **** Jul. 24, 2001**

(54) **TIRE TREAD**

(75) Inventors: **Andrea Fantanzo; Brian J. Queiser**, both of Akron; **Craig E. Kneidel**, North Canton, all of OH (US)

(73) Assignee: **Bridgestone/Firestone Research, Inc.**, Akron, OH (US)

(**) Term: **14 Years**

(21) Appl. No.: **29/130,561**

(22) Filed: **Oct. 4, 2000**

(51) **LOC (7) Cl.** **12-15**

(52) **U.S. Cl.** **D12/147**

(58) **Field of Search** D12/134-162;
152/209.1, 209.3, 209.9, 209.13, 209.16,
209.28

(56) **References Cited**

U.S. PATENT DOCUMENTS

D. 272,998	3/1984	Takehara	D12/146
D. 278,524	4/1985	Molnar et al.	D12/147
D. 283,214	* 4/1986	Sladky	D12/147
D. 304,166	10/1989	Graas	D12/143
D. 319,809	9/1991	Manestar	D12/147
D. 365,056	* 12/1995	McKisson	D12/146
D. 365,061	12/1995	Lassan et al.	D12/147
D. 370,445	6/1996	Wakamatsu et al.	D12/147
D. 390,516	2/1998	Lassan et al.	D12/147
D. 394,030	5/1998	Lassan et al.	D12/147
D. 415,454	10/1999	Blankenship et al.	D12/147

OTHER PUBLICATIONS

Madison All Season SBR Tire, 1998 Tread Design Guide, p. 44. 4/4, Feb. 1998.*

BFGoodrich Comp T/A VR4 Tire, 1999 Tread Design Guide, p. 34. 3/4, Jan. 1999.*

Spartan USA ** Plus Premium Touring Tire, 1999 Tread Design Guide, p. 68. 1/1, Jan. 1999.*

* cited by examiner

Primary Examiner—Robert M. Spear

(74) *Attorney, Agent, or Firm*—Thomas R. Kingsbury; Michael Sand

(57) **CLAIM**

The ornamental design for a tire tread, as shown and described.

DESCRIPTION

FIG. 1 is a side perspective view of a tire tread showing our new design, it being understood that the tread pattern is repeated throughout the circumference of the tire tread, the opposite side being the same as that shown;

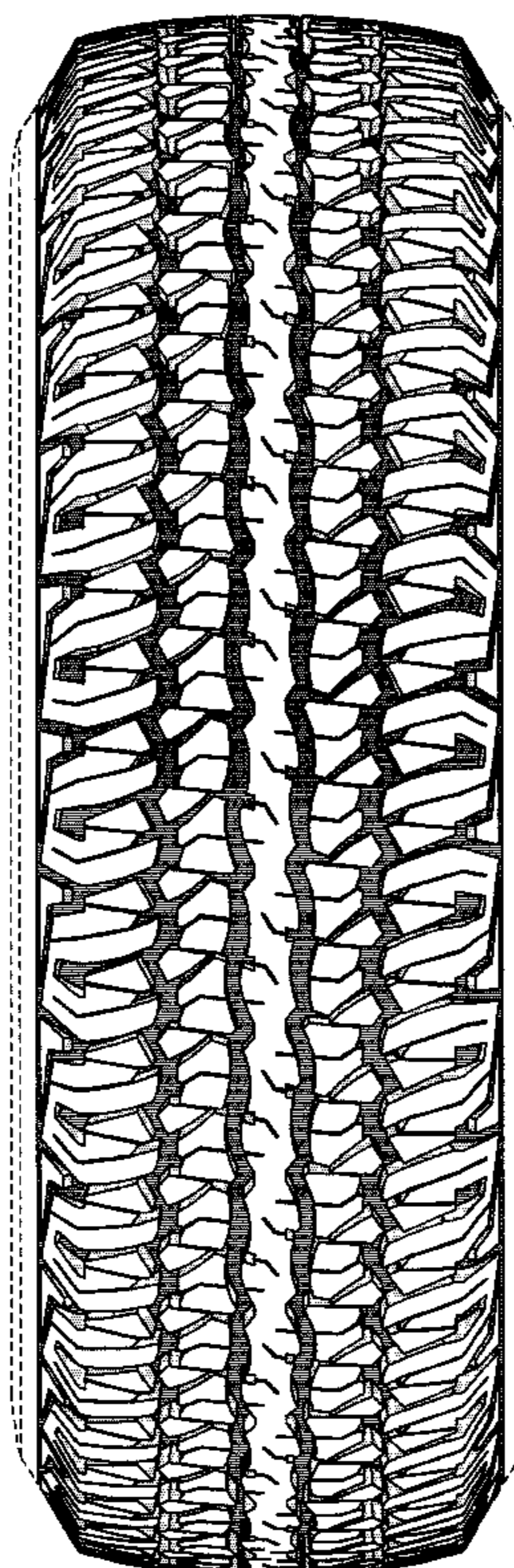
FIG. 2 is a front elevational view thereof;

FIG. 3 is a side elevational view of the right side thereof, the opposite side being identical thereto; and,

FIG. 4 is an enlarged fragmentary front elevational view thereof.

The broken lines defining the tire sidewall are for illustrative purposes only and form no part of the claimed design.

1 Claim, 4 Drawing Sheets



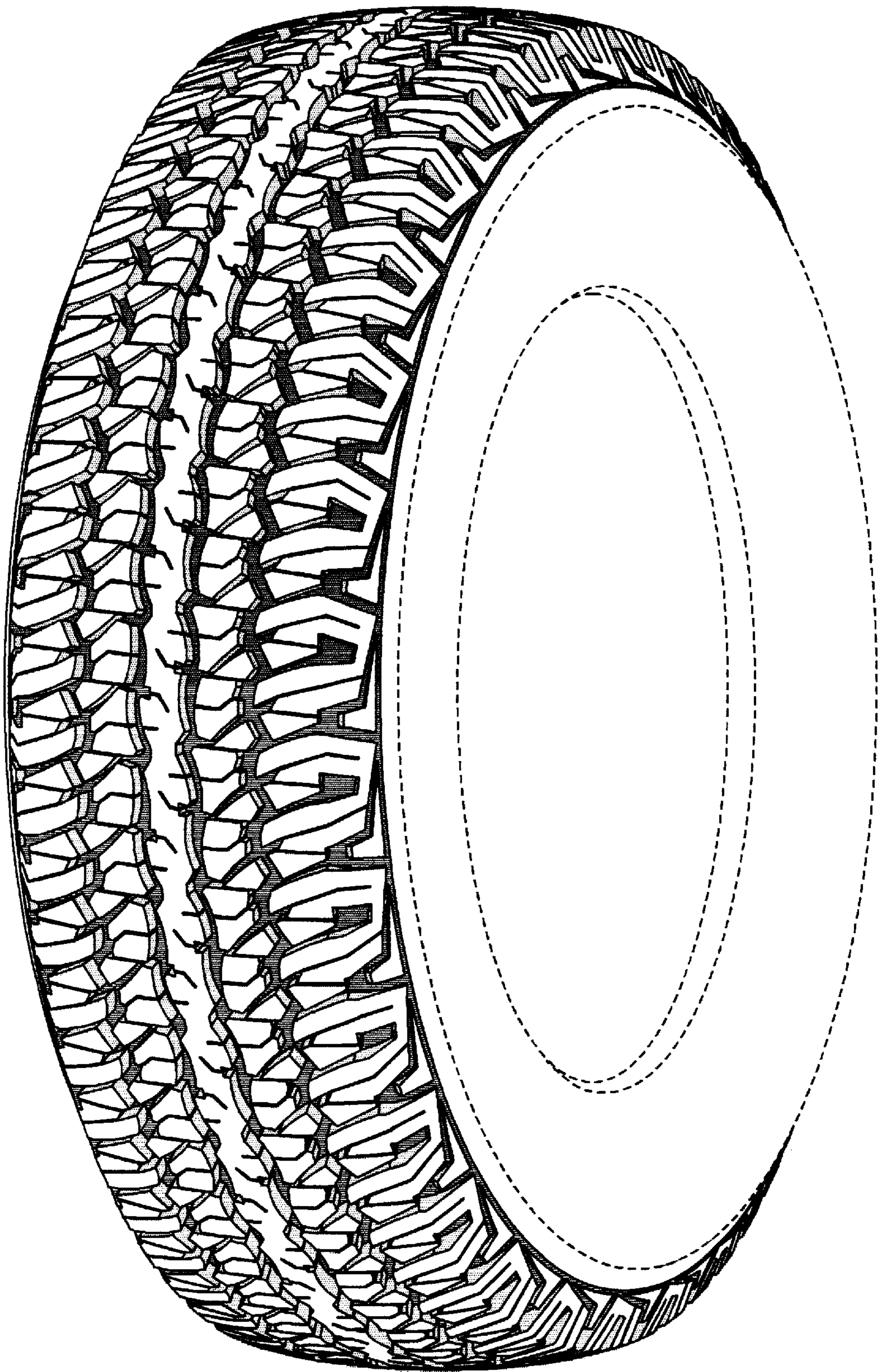


FIG-1

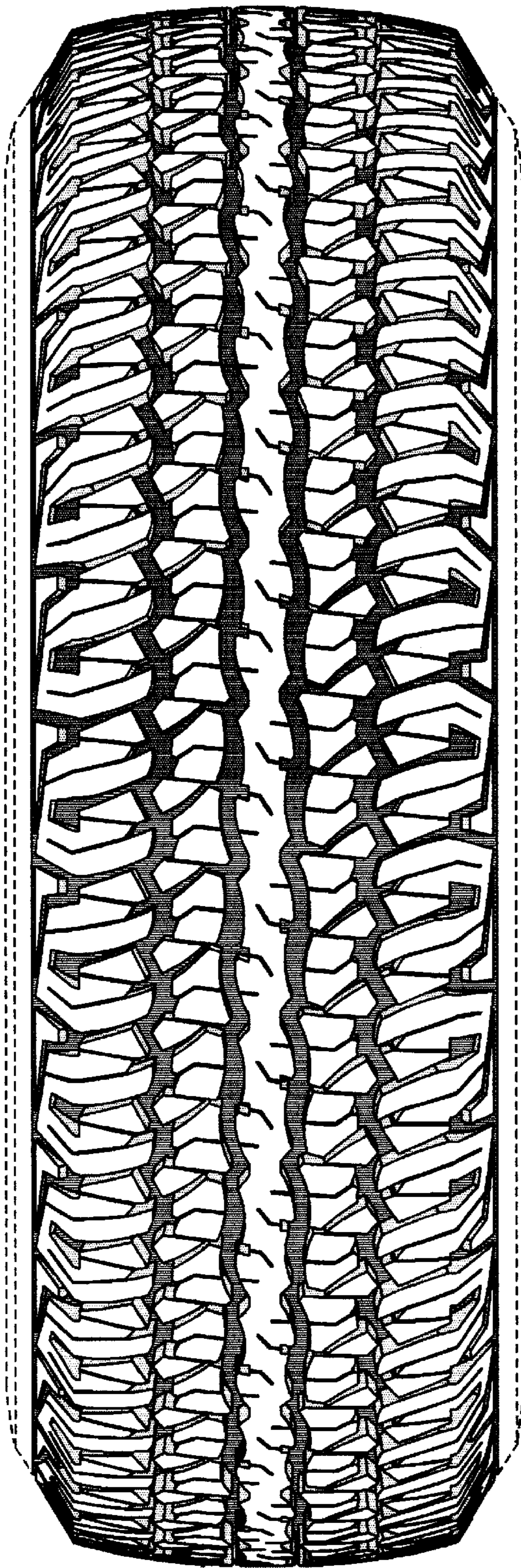


FIG-2




FIG-3

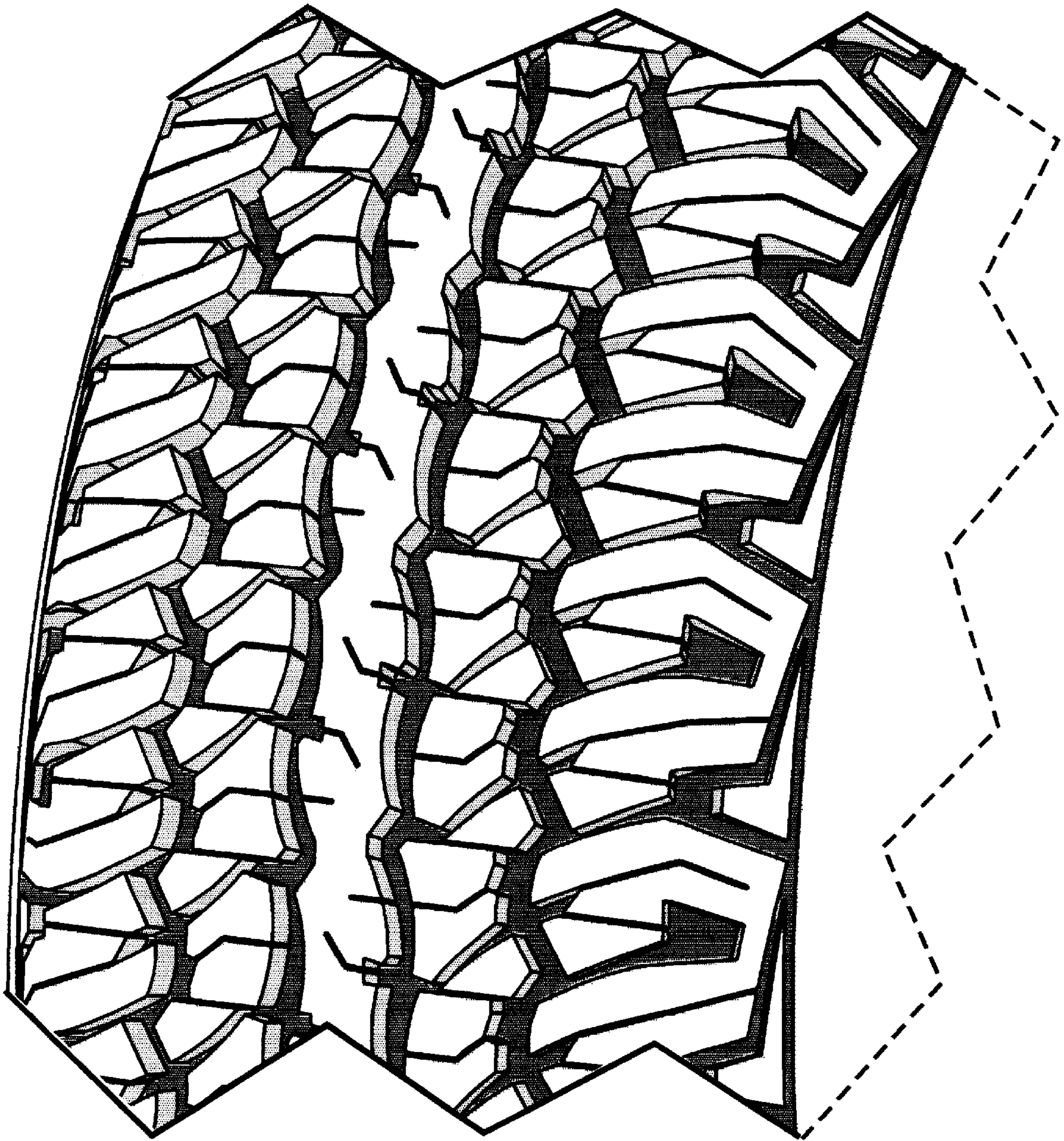


FIG-4