



US00D445379S

(12) **United States Design Patent**
Guspodin et al.

(10) **Patent No.:** **US D445,379 S**

(45) **Date of Patent:** **** Jul. 24, 2001**

(54) **TIRE TREAD**

3,237,669 * 3/1966 Travers 152/209.12

(75) Inventors: **James G. Guspodin; Andrea Fantanzo**, both of Akron, OH (US)

OTHER PUBLICATIONS

Barum NB 63 Tire, Tread Design Guide. p. 167, 2/3, Jan. 1999.*

(73) Assignee: **Bridgestone/Firestone Research, Inc.**, Akron, OH (US)

* cited by examiner

(**) Term: **14 Years**

Primary Examiner—Robert M. Spear

(21) Appl. No.: **29/127,463**

(74) *Attorney, Agent, or Firm*—Thomas R. Kingsbury; Michael Sand; John H. Hornickel

(22) Filed: **Aug. 7, 2000**

(57) **CLAIM**

(51) **LOC (7) Cl.** **12-15**

The ornamental design for a tire tread, as shown and described.

(52) **U.S. Cl.** **D12/147**

(58) **Field of Search** D12/134–152;
152/209.1, 209.3, 209.8, 209.9, 209.12,
209.13, 209.22, 209.25, 902

DESCRIPTION

(56) **References Cited**

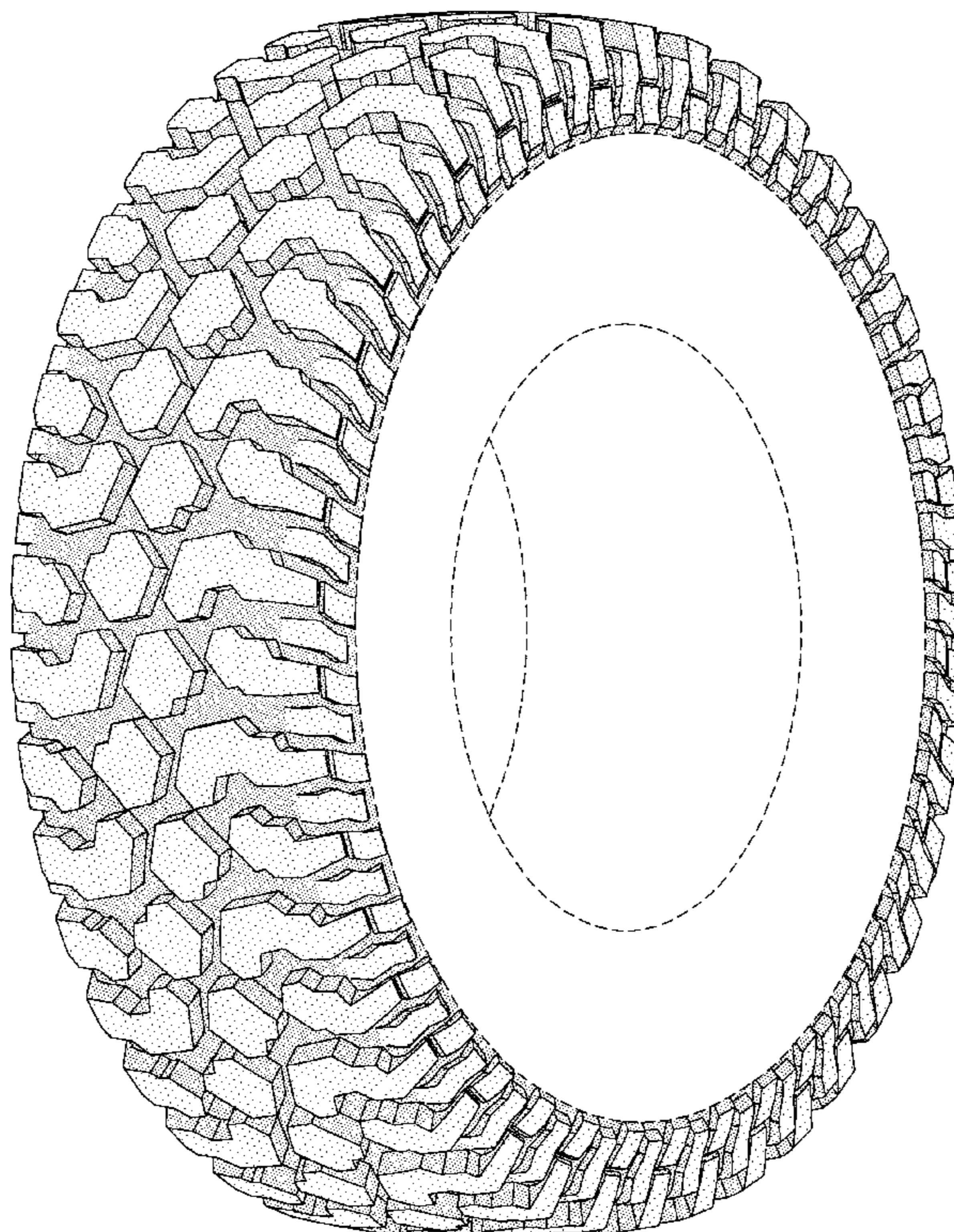
U.S. PATENT DOCUMENTS

D. 274,232	6/1984	Kohno et al.	D12/146
D. 302,412	7/1989	Goergen et al.	D12/146
D. 329,217	9/1992	Ota et al.	D12/146
D. 337,977	8/1993	Shinohara et al.	D12/147
D. 346,776	5/1994	Haas et al.	D12/147
D. 350,093	8/1994	Fukushima	D12/147
D. 368,686	4/1996	Haas et al.	D12/147
D. 397,649	9/1998	Grosskopf et al.	D12/147
D. 409,955 *	5/1999	De Barsy	D12/146
D. 413,287	8/1999	Brown et al.	D12/147
D. 418,458	1/2000	Kemp, Jr.	D12/147
D. 430,832 *	9/2000	Edwards	D12/147

FIG. 1 is a side perspective view of a tire tread showing our new design, it being understood that the tread pattern is repeated throughout the circumference of the tire tread, the opposite side being the same as that shown; FIG. 2 is a front elevational view thereof; FIG. 3 is a side elevational view of the right side thereof, the opposite side being identical thereto; and, FIG. 4 is an enlarged fragmentary side perspective view thereof.

The broken lines defining the tire sidewall and inner bead and the peripheral boundary between the tire tread and sidewall and the peripheral boundary between the tire tread and sidewall are for illustrative purposes only and form no part of the claimed design.

1 Claim, 4 Drawing Sheets



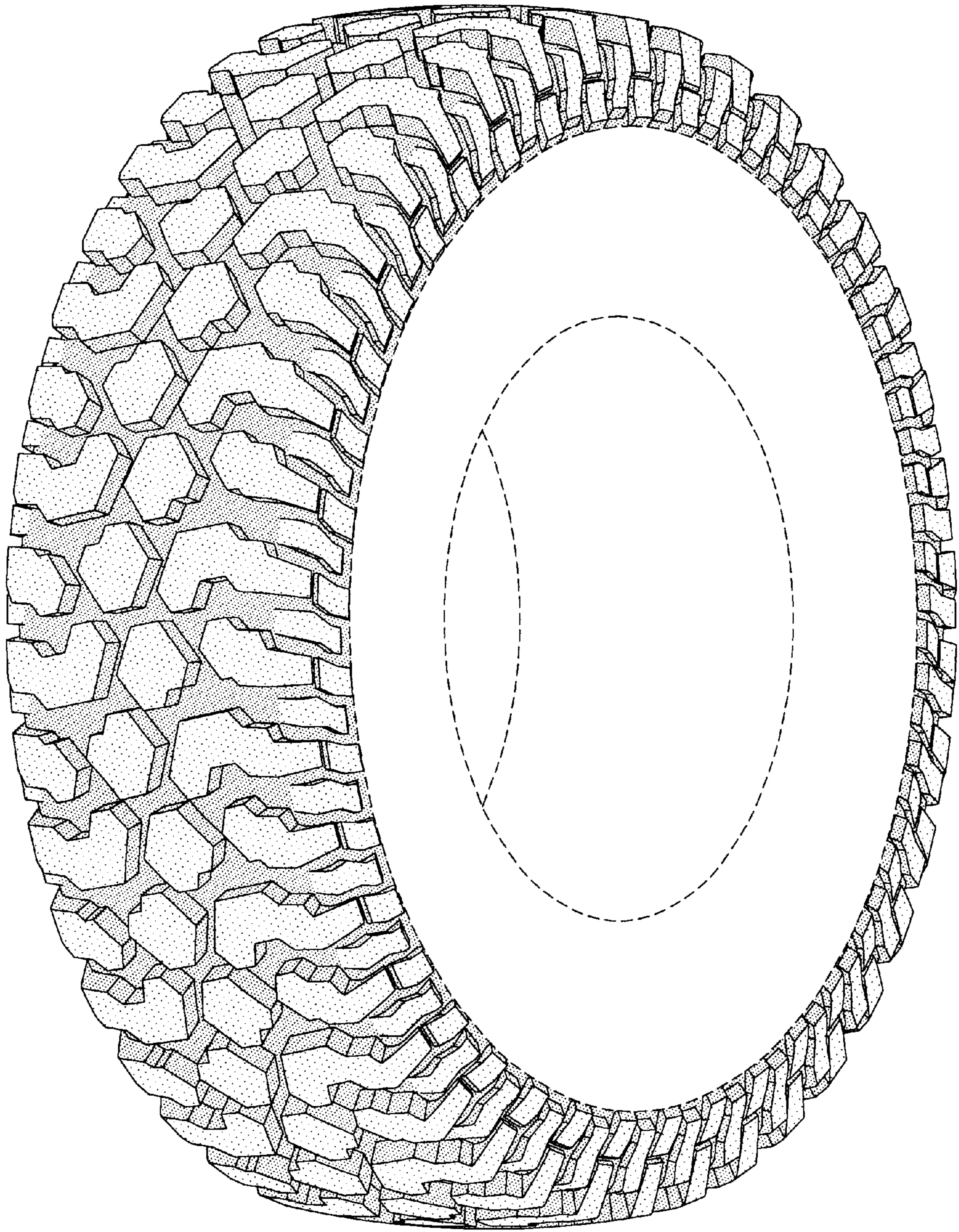


FIG-1

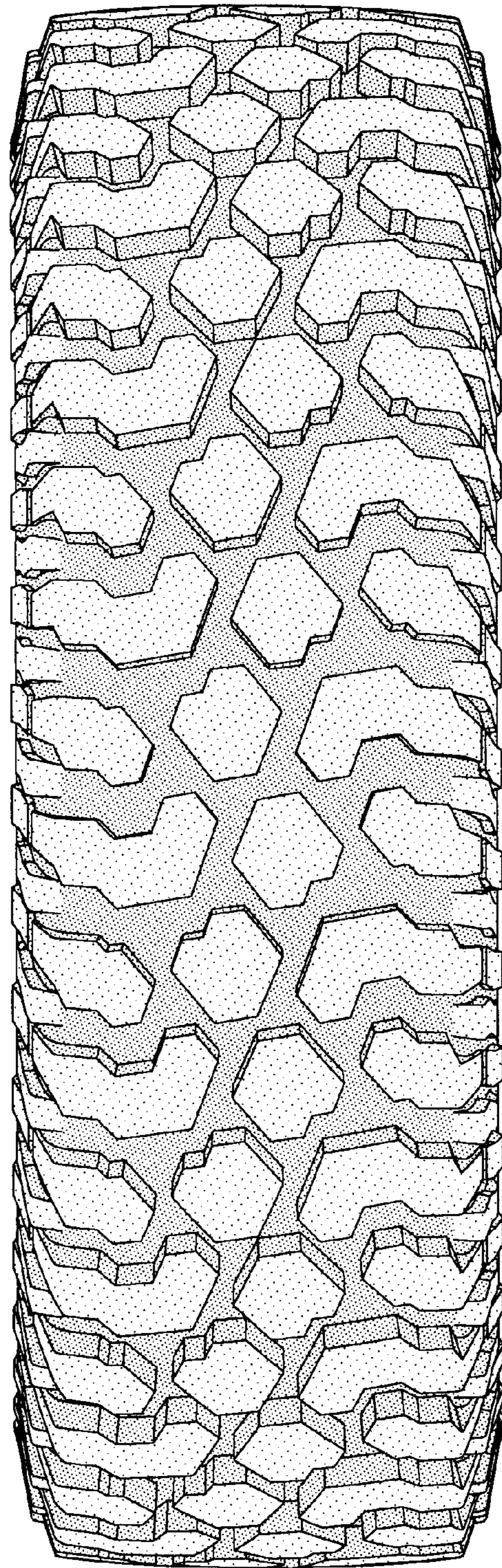


FIG-2

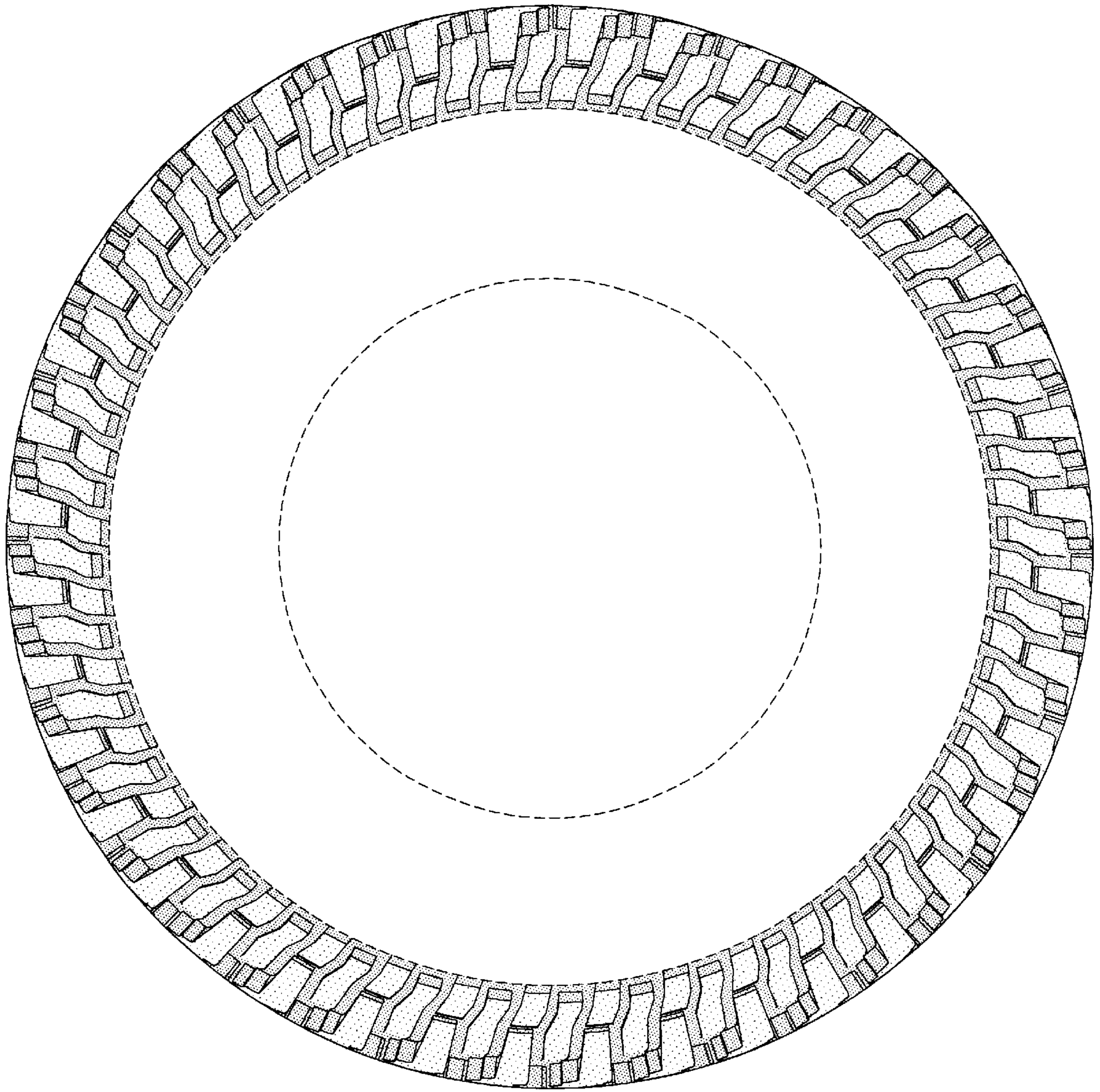


FIG-3

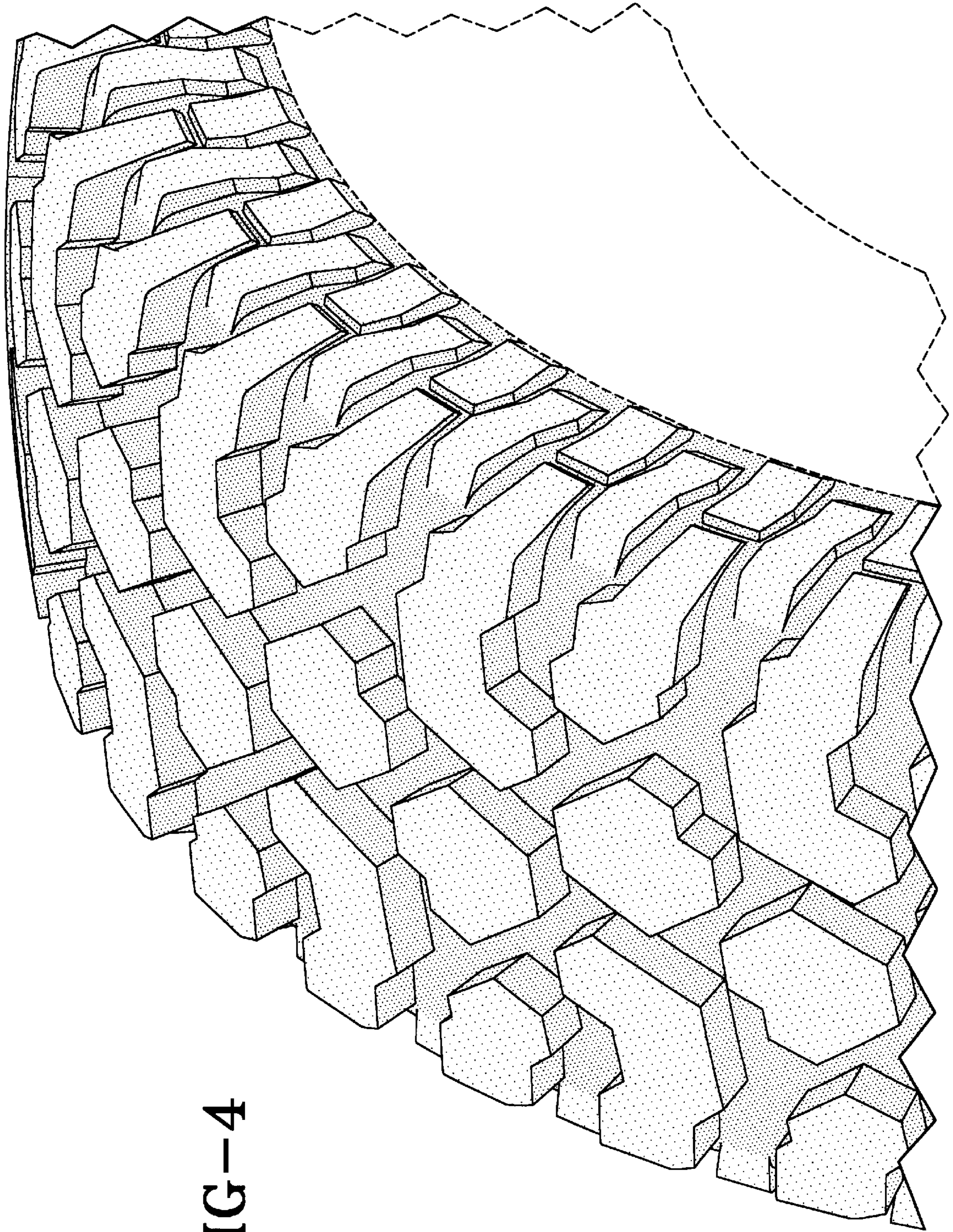


FIG-4