



US00D445364S

(12) **United States Design Patent**  
**Litke**

(10) **Patent No.:** **US D445,364 S**

(45) **Date of Patent:** **\*\* Jul. 24, 2001**

(54) **BICYCLE FRAME**

(75) Inventor: **Ronald G. Litke**, Naugatuck, CT (US)

(73) Assignee: **Cannondale Corporation**, Bethel, CT (US)

(\*\*) Term: **14 Years**

(21) Appl. No.: **29/111,978**

(22) Filed: **Oct. 8, 1999**

(51) **LOC (7) Cl.** ..... **12-11**

(52) **U.S. Cl.** ..... **D12/111**

(58) **Field of Search** ..... D12/111; 280/281.1, 280/288.1-288.3

(56) **References Cited**

**U.S. PATENT DOCUMENTS**

- D. 385,229 \* 10/1997 Chan ..... D12/111
- D. 401,187 \* 11/1998 Ninic et al. .... D12/111
- D. 412,465 8/1999 Patterson .
- D. 415,071 \* 10/1999 Lai ..... D12/111
- D. 419,923 \* 2/2000 Kciuk ..... D12/111

D. 421,937 \* 1/2000 Huang ..... D12/111

\* cited by examiner

*Primary Examiner*—Melody N. Brown

(74) *Attorney, Agent, or Firm*—Pennie & Edmonds LLP


(57) **CLAIM**


The ornamental design for a bicycle frame, as shown and described.

**DESCRIPTION**

FIG. 1 is a front, left, side, perspective view of a first embodiment of our new design for a bicycle frame; FIG. 2 is a rear, right, side, perspective view thereof; FIG. 3 is a rear, left, side, perspective view thereof; FIG. 4 is a left, side, perspective view of a second embodiment of the bicycle frame of our new design; FIG. 5 is a top, front, left, side, perspective view of FIG. 4; FIG. 6 is a rear, perspective view of FIG. 4; and, FIG. 7 is a rear, right, side, perspective view of FIG. 4. The showing of the color contrast in FIGS. 1-3 is illustrative purposes only and forms no part of the claimed design.

**1 Claim, 6 Drawing Sheets**



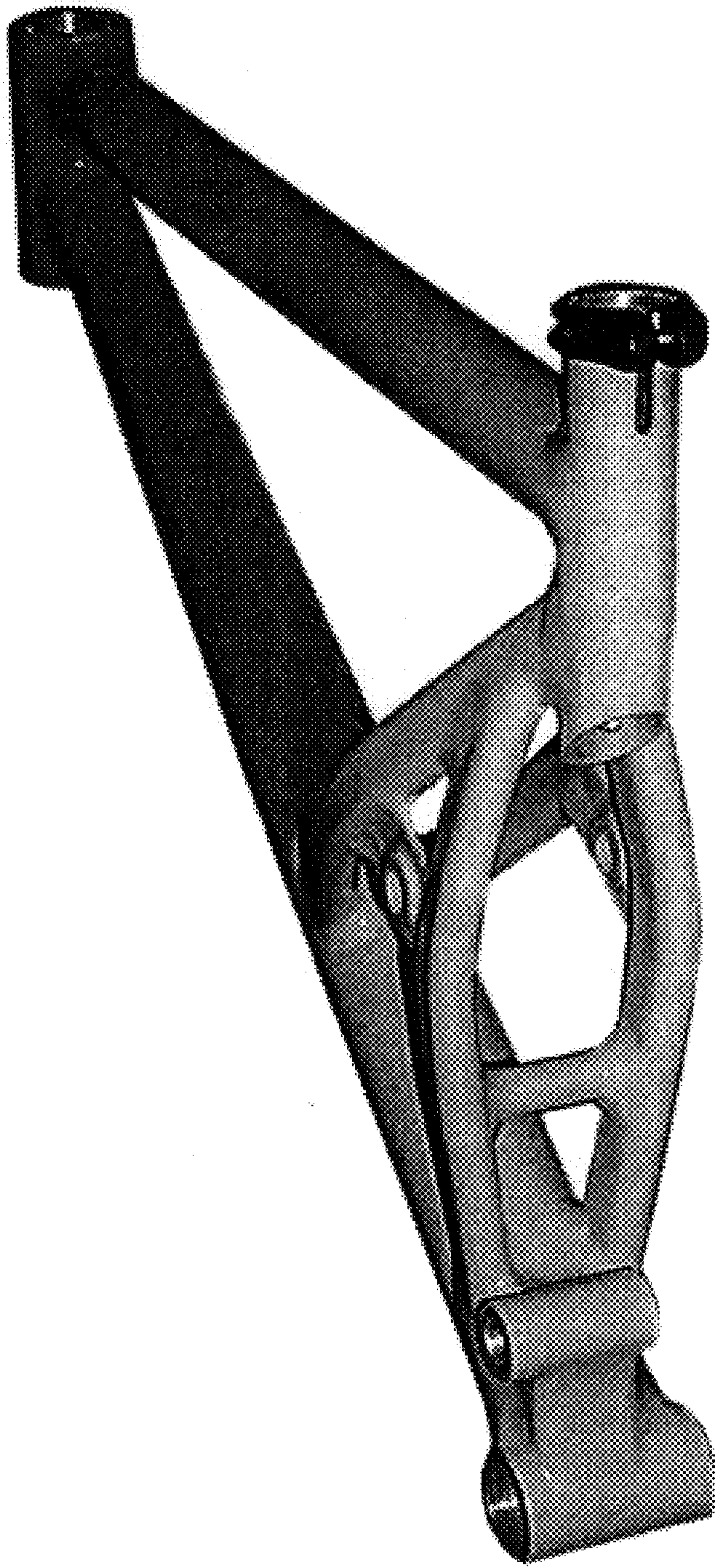


*Fig. 1*






*Fig. 2*




*Fig. 3*






*Fig. 4*




*Fig. 5*



*Fig. 6*





*Fig. 7*